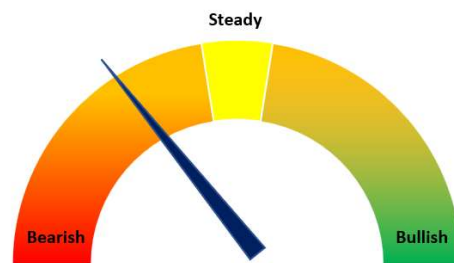


Today's Update

Today, the Jodhpur guar seed delivery prices went down by 2.4% at INR 5,565 as compared to INR 5,702. While in other cash markets, the guar seed traded with bearish sentiments.

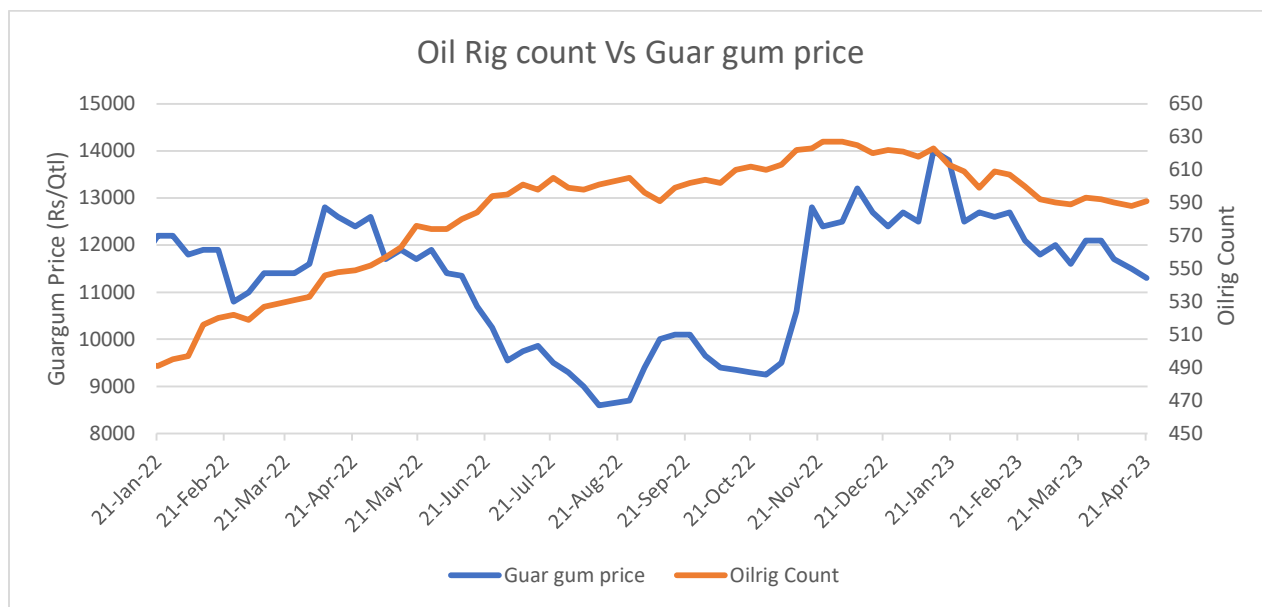
In Rajasthan, the arrivals went down to 1,755 Qtl. Vs 2,430 Qtl. previous day. In Haryana too, the arrivals went down to 1,530 Qtl. Vs 1,610 Qtl. previous day. Overall, the guar seed arrivals went down by 19% at 3305 Qtl. as compared to 4090 Qtl. previous day.

Jodhpur Guar seed delivery prices are expected to trade in the range of Rs. 5,500-5,800/Qtl. in near term amid the bearish sentiments in the market.



Oilrig Count

As on 21st Apr '2023, as per data released by Baker Hughes, the number of oilrigs increased by 3 in USA at 591 during the week as compared to 588 the previous week. While the guar gum prices remained steady.



WTI Crude Oil

WTI Crude oil 26th Apr '23	% Change
26th Apr '23	-0.26%
1 Week	-1.27%
Month till date	1.39%

Guar Exports: March 2023

Guar Split Exports: India's guar split exports went down in the month of Mar '2023 by 32% to 3,010 tonnes compared to 4,420 tonnes in Feb '23 at an average FoB of US \$1,646 per tonne in the month of Mar '23 compared to US

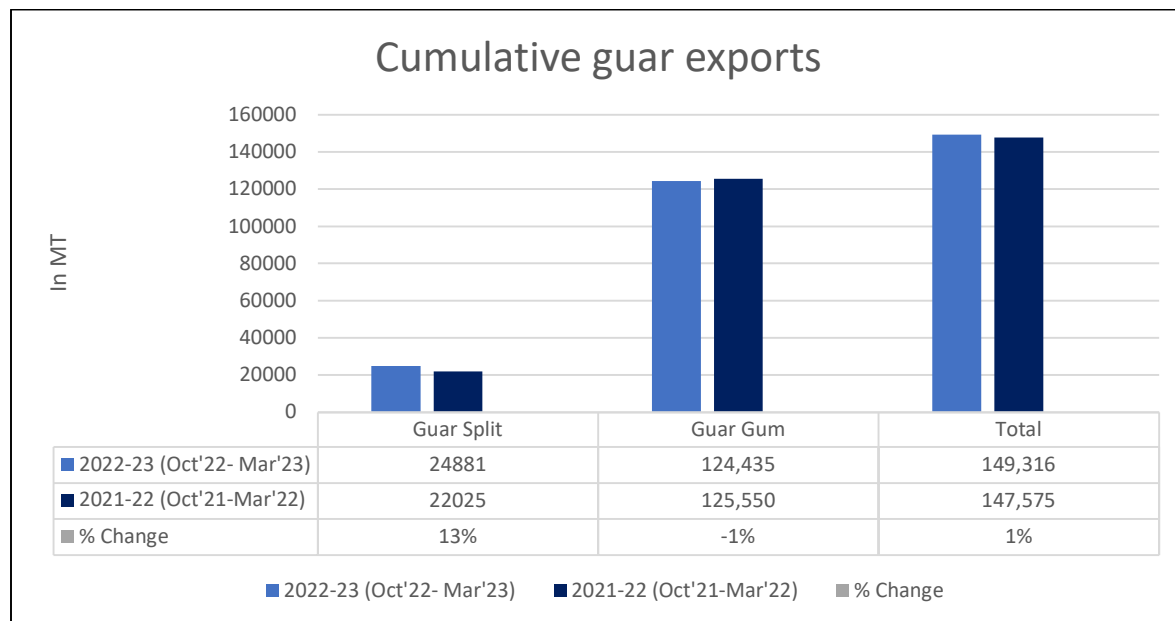
\$1,843 per tonne previous month. The guar split shipments went down by 25% in Mar '23 compared to the same period last year. Of the total exported quantity, 2,560 tonnes bought by China, US 200 tonnes, Netherlands 180 tonnes, Switzerland 60 tonnes and Italy 10 tonnes.

COUNTRIES	Guar Split Exported in Mar '23 (MT)	% Share
CHINA	2560	85.05%
ITALY	10	0.33%
NETHERLANDS	180	5.98%
SWITZERLAND	60	1.99%
USA	200	6.64%
TOTAL	3010	100%

Guar Gum Exports: India's guar gum exports increased in the month of March 2023 by 2.7% to 19,001 tonnes compared to 18,488 tonnes during February at an average FoB of US \$1,554 per tonne in the month of Mar '2023 as compared to US \$1,558 per tonne previous month. Further, the gum shipments went up by 8% in Mar '2023 as compared to the corresponding year. Out of the total exported quantity, around 3,051 tonnes bought by USA, Russia bought 2,980 tonnes, China 2,069, Germany 1,888 tonnes, Canada 1,181 tonnes, Australia 828 tonnes and Italy 816 tonnes.

COUNTRIES	Guar Gum Exported in Mar '23(MT)	Guar Gum export (% Share)
USA	3051	16.06%
RUSSIA	2980	15.68%
CHINA	2069	10.89%
GERMANY	1888	9.94%
CANADA	1181	6.21%
AUSTRALIA	828	4.36%
ITALY	816	4.29%
TURKEY	594	3.13%
NETHERLANDS	594	3.13%
INDONESIA	508	2.67%
THAILAND	425	2.24%
ARGENTINA	402	2.12%
BRAZIL	346	1.82%
FRANCE	323	1.70%
ALGERIA	320	1.68%
OTHERS	2676	14.09%
TOTAL	19001	100%

Total Cumulative Guar Exports: In the Oct '22- Mar '23 Guar exports went up by 1% to 1.49 Lakh tonnes as compared to 1.47 Lakh tonnes previous year same period. Guar Gum went down by 1% while guar split went up by 13%.



NCDEX Futures Market

NCDEX-FUTURES MARKET – Guar Seed									
Contract	% chg	Open	High	Low	Close	Volume	Change	OI	Change
May-23	-1.92	5,619	5,625	5,483	5,504	29,055	14415	54600	-6295
Jun-23	-2.03	5,675	5,683	5,532	5,560	9,310	5870	20020	6750

NCDEX-FUTURES MARKET- Guar Gum									
Contract	% chg	Open	High	Low	Close	Volume	Change	OI	Change
May-23	-3.11	11298	11298	10852	10926	15025	7855	33355	-6175
Jun-23	-3.02	11399	11399	11000	11050	5420	2355	13205	5325



Guar seed Stock Position:			
Stocks	Demat	In-Process	Total
	25-Apr-23	25-Apr-23	25-Apr-23
Bikaner	25820	0	25820
Deesa	0	0	0
Sri Ganganagar	927	0	927
Jodhpur	1445	0	1445
Nokha	0	0	0

Guar Gum Stock Position:			
Stocks	Demat	In-Process	Total
	25-Apr-23	25-Apr-23	25-Apr-23
Deesa	75	0	75
Bikaner	3170	50	3220
Jodhpur	16304	10	16314
Nokha	1183	0	1183
Sri Ganganagar	20	0	20

Churi and Korma Prices:		26-Apr-23
Commodity	Centre	Rs. /75 kg.
Churi	Jodhpur	2500
Korma	Jodhpur	3000

Guar seed EDD:					
	10-May-23	10-Jun-23	10-Jul-23	10-Aug-23	10-Sep-23
Bikaner	60	60	248	4126	1653
Deesa	-	-	-	-	-

Sri Ganganagar	-	-	70	161	369
Jodhpur	-	-	30	582	179
Nokha	-	-	-	-	-

Guar Gum EDD:					
	10-May-23	10-Jun-23	10-Jul-23	10-Aug-23	10-Sep-23
Deesa	-	-	-	-	75
Bikaner	25	190	624	378	329
Jodhpur	184	1283	875	2845	5218
Nokha	50	90	60	380	344
Sri Ganganagar	-	-	20	-	-

Guar Seed Prices at Key Spot Markets:					
Commodity	District	Centre	Prices (Rs/Qtl)		Change
Guar Seed			26-Apr-23	25-Apr-23	
Rajasthan	Jodhpur	Jodhpur (Loose)	5300	5430	-130
		Jodhpur (Delivery)	5565	5702	-137
	Sri-Ganganagar	Sri-Ganganagar (Loose)	5150	5200	-50
		Sri-Ganganagar (Delivery)	5300	5350	-50
		Rawla (Loose)	5300	5350	-50
		Gharsana (Loose)	5300	5350	-50
		Raisinghnagar (Loose)	NA	NA	-
	Bikaner	Bikaner (Loose)	5300	5350	-50
		Bikaner (Delivery)	5565	5618	-53
		Nokha (Loose)	5250	5450	-200
		Nokha (Delivery)	5513	5723	-210
		Khajuwala (Loose)	5400	5400	Unch
		Khajuwala (Delivery)	5670	5670	Unch
		Lunkaransar (Loose)	5200	5400	-200
	Hanumangarh	Hanumangarh (Loose)	5200	5300	-100
		Hanumangarh (Delivery)	5460	5565	-105
		Nohar (Loose)	NA	NA	-
		Pilibanga (Loose)	5200	5200	Unch



	Nagaur	Nagaur (Loose)	5370	5310	60
	Churu	Churu (Delivery)	5400	5400	Unch
	Alwar	Alwar (Loose)	5000	5000	Unch
Haryana	Hisar	Adampur (Loose)	5250	5300	-50
		Adampur (Delivery)	5513	5565	-53
	Bhiwani	Bhiwani (Delivery)	5400	5400	Unch
		Siwani (Loose)	5450	5600	-150
	Sirsa	Sirsa (Loose)	5100	5270	-170
		Dhabwali (Loose)	5200	5200	Unch
		Dhabwali (Delivery)	5460	5460	Unch
		Ellanabad (Loose)	5200	5200	Unch
	Fatehabad	Fatehabad (Loose)	5200	5300	-100
Gujarat	Banaskantha	Deesa (Loose)	5625	5625	Unch
	Patan	Patan (Loose)	NA	NA	-
	Rajkot	Rajkot (Loose)	5400	5350	50
	Jamnagar	Dhrol (Loose)	NA	NA	-
Madhya Pradesh	Gwalior	Dabra (Loose)	NA	NA	-
Guar Gum					
Rajasthan	Jodhpur	Jodhpur	11100	11400	-300
	Alwar	Alwar	11400	11400	Unch
	Hanumangarh	Nohar	NA	NA	-
Haryana	Bhiwani	Bhiwani	11150	11150	Unch
	Sirsa	Sirsa	11000	11400	-400
		Dhabwali	11200	11200	Unch
		Ellanabad	11200	11200	Unch
	Fatehabad	Fatehabad	11200	11400	-200

Guar Seed Arrivals in Key Centers					
Commodity	District	Centre	Arrivals (Quintals)		Change
Guar Seed			26-Apr-23	25-Apr-23	
Rajasthan	Jodhpur	Jodhpur	NA	NA	-
	Sri-Ganganagar	Sri-Ganganagar	50	30	20
		Rawla	NA	NA	-
		Gharsana	NA	NA	-
		Raisinghnagar	NA	NA	-
	Bikaner	Bikaner	700	700	Unch
		Nokha	300	500	-200
		Khajuwala	100	300	-200
		Lunkaransar	400	600	-200

	Hanumangarh	Hanumangarh	40	50	-10
		Nohar	NA	NA	-
		Pilibanga	40	40	Unch
	Nagaur	Nagaur	125	210	-85
	Churu	Churu	NA	NA	-
	Alwar	Alwar	NA	NA	-
Haryana	Hisar	Adampur	400	500	-100
	Bhiwani	Bhiwani	270	100	170
		Siwani	600	800	-200
	Sirsa	Sirsa	200	150	50
		Dhabwali	30	30	Unch
		Ellanabad	30	30	Unch
	Fatehabad	Fatehabad	NA	NA	-
Gujarat	Banaskantha	Deesa	NA	NA	-
	Patan	Patan	NA	NA	-
	Rajkot	Rajkot	20	50	-30
	Jamnagar	Dhrol	NA	NA	-
Madhya Pradesh	Gwalior	Dabra	NA	NA	-
Total Arrivals/Above Markets			3305	4090	-785

Disclaimer

The information and opinions contained in the document have been compiled from sources believed to be reliable. The company does not warrant its accuracy, completeness and correctness. Use of data and information contained in this report is at your own risk. This document is not, and should not be construed as, an offer to sell or solicitation to buy any commodities. This document may not be reproduced, distributed or published, in whole or in part, by any recipient hereof for any purpose without prior permission from the Company. IASL and its affiliates and/or their officers, directors and employees may have positions in any commodities mentioned in this document (or in any related investment) and may from time to time add to or dispose of any such commodities (or investment). Please see the detailed disclaimer at <http://www.agriwatch.com/Disclaimer.asp> © 2023 Indian Agribusiness Systems Limited.