

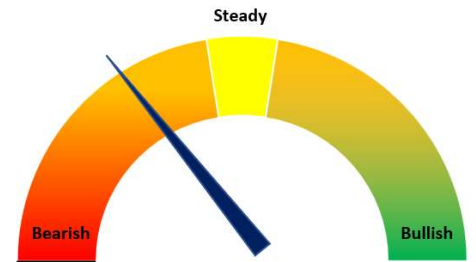
Today's Update

Today, the Jodhpur guar seed delivery prices went marginally down by 0.5% at INR 5,539 as compared to INR 5,565. While in other cash markets too, the guar seed traded with bearish sentiments.

In Rajasthan, the arrivals went up to 1,810 Qtl. Vs 1,755 Qtl. previous day. While in Haryana, the arrivals went down to 1,410 Qtl. Vs 1,530 Qtl. previous day. Overall, the guar seed arrivals went down by 2% at 3241 Qtl. as compared to 3305 Qtl. previous day.

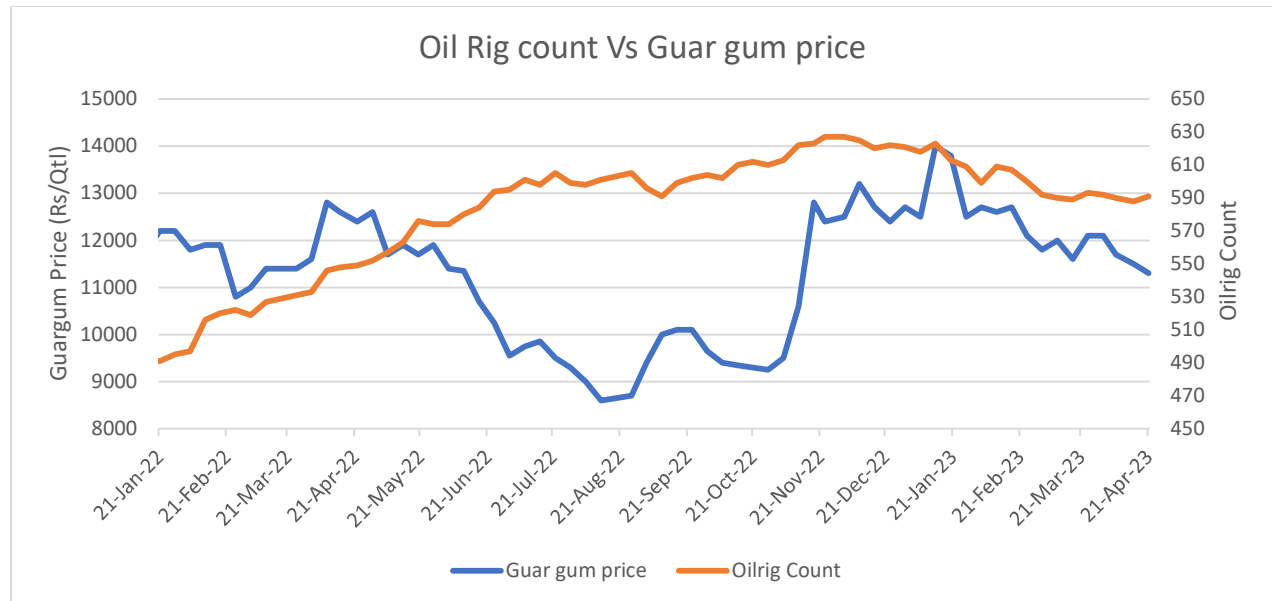
The guar seed and guar gum futures markets are expected to remain steady as there is a lack of new factors to influence them. The demand side fundamentals are not looking favorable as most millers are not making bulk purchases due to sufficient supplies in the market. The limited demand for gum in the export market is likely to exert downward pressure on prices.

Jodhpur Guar seed delivery prices are expected to trade in the range of INR 5,400-5,900/Qtl. and the Guar gum prices are expected to remain in the range of INR 10,500-12,000/Qtl. in near term amid the bearish sentiments in the market.



Oilrig Count

As on 21st Apr '2023, as per data released by Baker Hughes, the number of oilrigs increased by 3 in USA at 591 during the week as compared to 588 the previous week. While the guar gum prices remained steady.



WTI Crude Oil

WTI Crude oil 27th Apr '23	% Change
27th Apr '23	0.22%
1 Week	-3.99%
Month till date	-1.81%

Guar Exports: March 2023

Guar Split Exports: India's guar split exports went down in the month of Mar '2023 by 32% to 3,010 tonnes compared to 4,420 tonnes in Feb '23 at an average FoB of US \$1,646 per tonne in the month of Mar '23 compared to US

COUNTRIES	Guar Split Exported in Mar '23 (MT)	% Share
CHINA	2560	85.05%
ITALY	10	0.33%
NETHERLANDS	180	5.98%
SWITZERLAND	60	1.99%
USA	200	6.64%
TOTAL	3010	100%

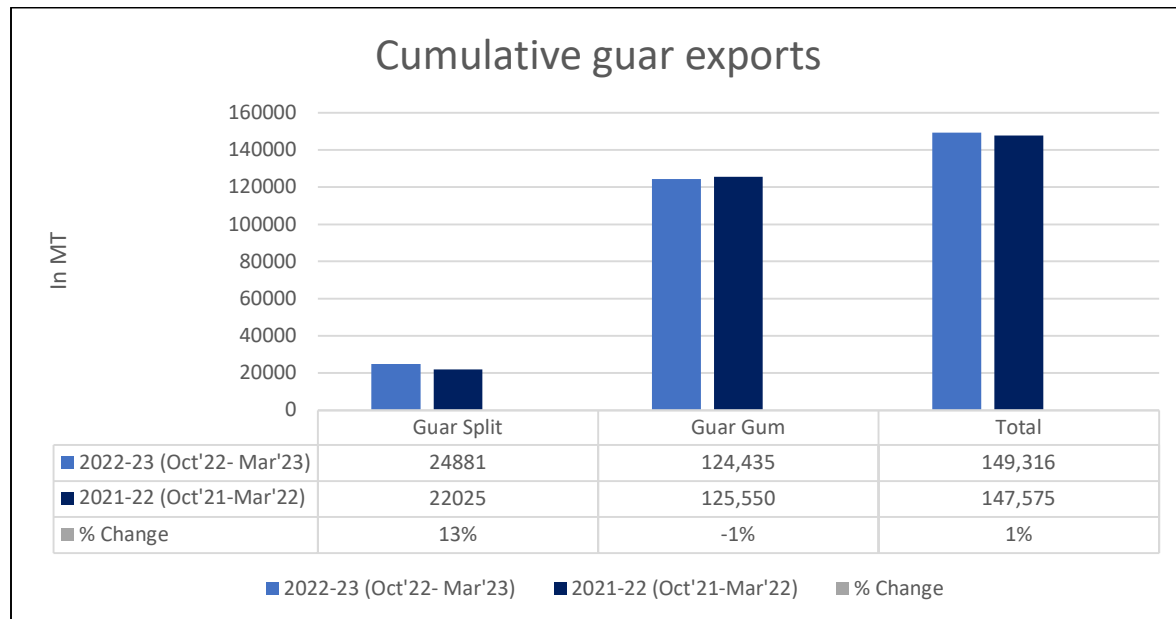
\$1,843 per tonne previous month. The guar split shipments went down by 25% in Mar '23 compared to the same period last year. Of the total exported quantity, 2,560 tonnes bought by China, US 200 tonnes, Netherlands 180 tonnes, Switzerland 60 tonnes and Italy 10 tonnes.

Guar Gum Exports: India's guar gum exports increased in the month of March 2023 by 2.7% to 19,001 tonnes compared to 18,488 tonnes during February at an average FoB of US \$1,554 per tonne in the month of Mar '2023 as compared to US \$1,558 per tonne previous month. Further, the gum shipments went up by 8% in Mar '2023 as compared to the corresponding year. Out of the total exported quantity, around 3,051 tonnes bought by USA, Russia bought 2,980 tonnes, China 2,069, Germany 1,888 tonnes, Canada 1,181 tonnes, Australia 828 tonnes and Italy 816 tonnes.

COUNTRIES	Guar Gum Exported in Mar '23(MT)	Guar Gum export (% Share)
USA	3051	16.06%
RUSSIA	2980	15.68%
CHINA	2069	10.89%
GERMANY	1888	9.94%
CANADA	1181	6.21%
AUSTRALIA	828	4.36%
ITALY	816	4.29%
TURKEY	594	3.13%
NETHERLANDS	594	3.13%
INDONESIA	508	2.67%
THAILAND	425	2.24%
ARGENTINA	402	2.12%
BRAZIL	346	1.82%
FRANCE	323	1.70%
ALGERIA	320	1.68%
OTHERS	2676	14.09%
TOTAL	19001	100%



Total Cumulative Guar Exports: In the Oct '22- Mar '23 Guar exports went up by 1% to 1.49 Lakh tonnes as compared to 1.47 Lakh tonnes previous year same period. Guar Gum went down by 1% while guar split went up by 13%.



NCDEX Futures Market

NCDEX-FUTURES MARKET – Guar Seed									
Contract	% chg	Open	High	Low	Close	Volume	Change	OI	Change
May-23	-0.45	5,495	5,524	5,416	5,477	24,715	-4340	51635	-2965
Jun-23	-0.49	5,560	5,580	5,439	5,532	7,720	-1590	22580	2560

NCDEX-FUTURES MARKET- Guar Gum									
Contract	% chg	Open	High	Low	Close	Volume	Change	OI	Change
May-23	-0.35	10907	11000	10647	10880	13550	-1475	30170	-3185
Jun-23	-0.32	11018	11130	10761	11009	8430	3010	17140	3935



Guar seed Stock Position:			
Stocks	Demat	In-Process	Total
	26-Apr-23	26-Apr-23	26-Apr-23
Bikaner	25679	0	25679
Deesa	0	0	0
Sri Ganganagar	927	0	927
Jodhpur	1445	0	1445
Nokha	0	0	0

Guar Gum Stock Position:			
Stocks	Demat	In-Process	Total
	26-Apr-23	26-Apr-23	26-Apr-23
Deesa	75	0	75
Bikaner	3179	0	3179
Jodhpur	16304	80	16384
Nokha	1183	20	1203
Sri Ganganagar	20	0	20

Churi and Korma Prices:		27-Apr-23
Commodity	Centre	Rs. /75 kg.
Churi	Jodhpur	2500
Korma	Jodhpur	3000

Guar seed EDD:					
	10-May-23	10-Jun-23	10-Jul-23	10-Aug-23	10-Sep-23
Bikaner	60	60	248	4126	1653
Deesa	-	-	-	-	-
Sri Ganganagar	-	-	70	161	369



Jodhpur	-	-	30	582	179
Nokha	-	-	-	-	-

Guar Gum EDD:					
	10-May-23	10-Jun-23	10-Jul-23	10-Aug-23	10-Sep-23
Deesa	-	-	-	-	75
Bikaner	25	190	624	378	329
Jodhpur	184	1283	875	2845	5218
Nokha	50	90	60	380	344
Sri Ganganagar	-	-	20	-	-

Guar Seed Prices at Key Spot Markets:					
Commodity	District	Centre	Prices (Rs/Qtl)		Change
Guar Seed			27-Apr-23	26-Apr-23	
Rajasthan	Jodhpur	Jodhpur (Loose)	5275	5300	-25
		Jodhpur (Delivery)	5539	5565	-26
	Sri-Ganganagar	Sri-Ganganagar (Loose)	5260	5150	110
		Sri-Ganganagar (Delivery)	5410	5300	110
		Rawla (Loose)	5275	5300	-25
		Gharsana (Loose)	5275	5300	-25
		Raisinghnagar (Loose)	NA	NA	-
	Bikaner	Bikaner (Loose)	5300	5300	Unch
		Bikaner (Delivery)	5565	5565	Unch
		Nokha (Loose)	5225	5250	-25
		Nokha (Delivery)	5486	5513	-26
		Khajuwala (Loose)	5300	5400	-100
		Khajuwala (Delivery)	5565	5670	-105
		Lunkaransar (Loose)	5100	5200	-100
	Hanumangarh	Hanumangarh (Loose)	5000	5200	-200
		Hanumangarh (Delivery)	5250	5460	-210
		Nohar (Loose)	NA	NA	-
		Pilibanga (Loose)	5225	5200	25
	Nagaur	Nagaur (Loose)	5400	5370	30



	Churu	Churu (Delivery)	5400	5400	Unch
	Alwar	Alwar (Loose)	5000	5000	Unch
Haryana	Hisar	Adampur (Loose)	5225	5250	-25
		Adampur (Delivery)	5486	5513	-26
	Bhiwani	Bhiwani (Delivery)	5400	5400	Unch
		Siwani (Loose)	5300	5450	-150
	Sirsa	Sirsa (Loose)	5000	5100	-100
		Dhabwali (Loose)	5200	5200	Unch
		Dhabwali (Delivery)	5460	5460	Unch
		Ellanabad (Loose)	5200	5200	Unch
	Fatehabad	Fatehabad (Loose)	5000	5200	-200
Gujarat	Banaskantha	Deesa (Loose)	5625	5625	Unch
	Patan	Patan (Loose)	NA	NA	-
	Rajkot	Rajkot (Loose)	5200	5400	-200
	Jamnagar	Dhrol (Loose)	NA	NA	-
Madhya Pradesh	Gwalior	Dabra (Loose)	NA	NA	-
Guar Gum					
Rajasthan	Jodhpur	Jodhpur	11100	11100	Unch
	Alwar	Alwar	11400	11400	Unch
	Hanumangarh	Nohar	NA	NA	-
Haryana	Bhiwani	Bhiwani	11150	11150	Unch
	Sirsa	Sirsa	10900	11000	-100
		Dhabwali	11100	11200	-100
		Ellanabad	11200	11200	Unch
	Fatehabad	Fatehabad	11100	11200	-100

Guar Seed Arrivals in Key Centers					
Commodity	District	Centre	Arrivals (Quintals)		Change
Guar Seed			27-Apr-23	26-Apr-23	
Rajasthan	Jodhpur	Jodhpur	NA	NA	-
	Sri-Ganganagar	Sri-Ganganagar	70	50	20
		Rawla	NA	NA	-
		Gharsana	NA	NA	-
		Raisinghnagar	NA	NA	-
	Bikaner	Bikaner	500	700	-200
		Nokha	350	300	50
		Khajuwala	100	100	Unch
		Lunkaransar	400	400	Unch
	Hanumangarh	Hanumangarh	50	40	10

		Nohar	NA	NA	-
		Pilibanga	40	40	Unch
	Nagaur	Nagaur	300	125	175
	Churu	Churu	NA	NA	-
	Alwar	Alwar	NA	NA	-
Haryana	Hisar	Adampur	400	400	Unch
	Bhiwani	Bhiwani	400	270	130
		Siwani	400	600	-200
	Sirsa	Sirsa	150	200	-50
		Dhabwali	30	30	Unch
		Ellanabad	30	30	Unch
	Fatehabad	Fatehabad	NA	NA	-
Gujarat	Banaskantha	Deesa	NA	NA	-
	Patan	Patan	NA	NA	-
	Rajkot	Rajkot	21	20	1
	Jamnagar	Dhrol	NA	NA	-
Madhya Pradesh	Gwalior	Dabra	NA	NA	-
Total Arrivals/Above Markets			3241	3305	-64

Disclaimer

The information and opinions contained in the document have been compiled from sources believed to be reliable. The company does not warrant its accuracy, completeness and correctness. Use of data and information contained in this report is at your own risk. This document is not, and should not be construed as, an offer to sell or solicitation to buy any commodities. This document may not be reproduced, distributed or published, in whole or in part, by any recipient hereof for any purpose without prior permission from the Company. IASL and its affiliates and/or their officers, directors and employees may have positions in any commodities mentioned in this document (or in any related investment) and may from time to time add to or dispose of any such commodities (or investment). Please see the detailed disclaimer at <http://www.agriwatch.com/Disclaimer.asp> © 2023 Indian Agribusiness Systems Limited.