

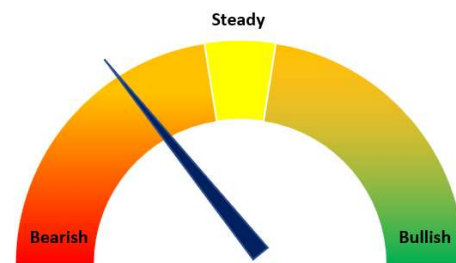
Today's Update

Today, the Jodhpur guar seed delivery prices went marginally up by 0.5% at INR 5,565 as compared to INR 5,539. While in other cash markets too, the guar seed traded with mixed sentiments.

In Rajasthan, the arrivals went down to 1,550 Qtl. Vs 1,810 Qtl. previous day. In Haryana too, the arrivals went down to 1,060 Qtl. Vs 1,410 Qtl. previous day. Overall, the guar seed arrivals went down by 18% at 2645 Qtl. as compared to 3241 Qtl. previous day.

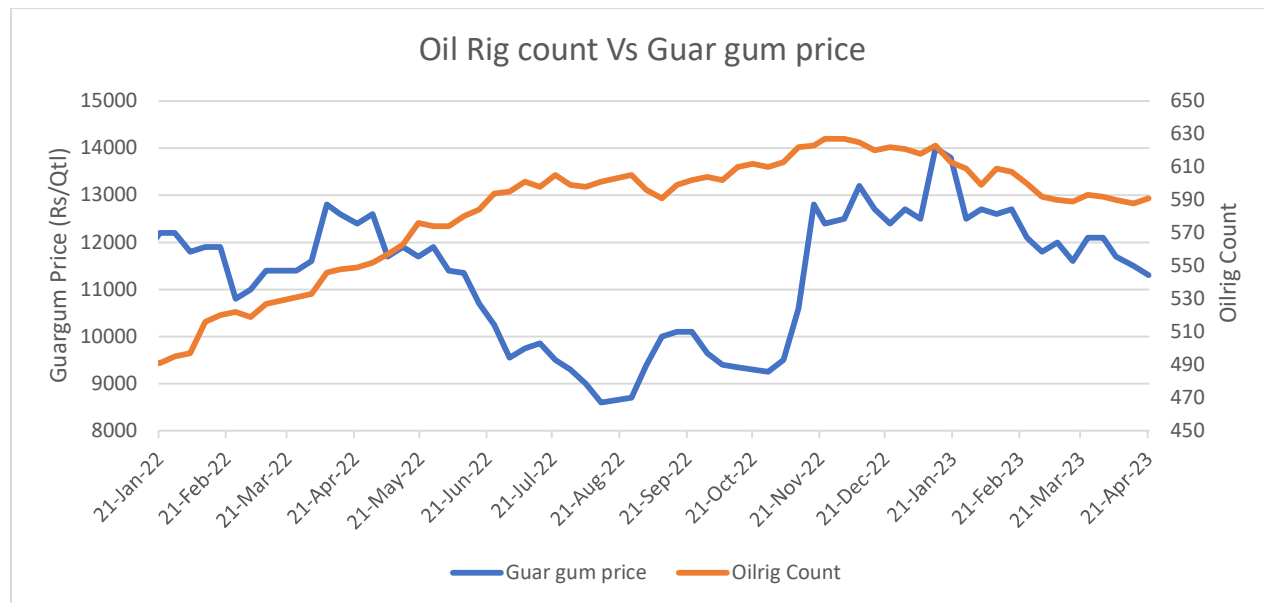
The guar seed and guar gum futures markets are expected to remain steady as there is a lack of new factors to influence them. The demand side fundamentals are not looking favorable as most millers are not making bulk purchases due to sufficient supplies in the market. The limited demand for gum in the export market is likely to exert downward pressure on prices.

Jodhpur Guar seed delivery prices are expected to trade in the range of INR 5,400-5,900/Qtl. and the Guar gum prices are expected to remain in the range of INR 10,500-12,000/Qtl. in near term amid the bearish sentiments in the market.



Oilrig Count

As on 21st Apr '2023, as per data released by Baker Hughes, the number of oilrigs increased by 3 in USA at 591 during the week as compared to 588 the previous week. While the guar gum prices remained steady.



WTI Crude Oil

WTI Crude oil 28th Apr '23	% Change
28th Apr '23	0.47%
1 Week	-3.28%
Month till date	-0.66%

Guar Exports: March 2023

Guar Split Exports: India's guar split exports went down in the month of Mar '2023 by 32% to 3,010 tonnes compared to 4,420 tonnes in Feb '23 at an average FoB of US \$1,646 per tonne in the month of Mar '23 compared to US

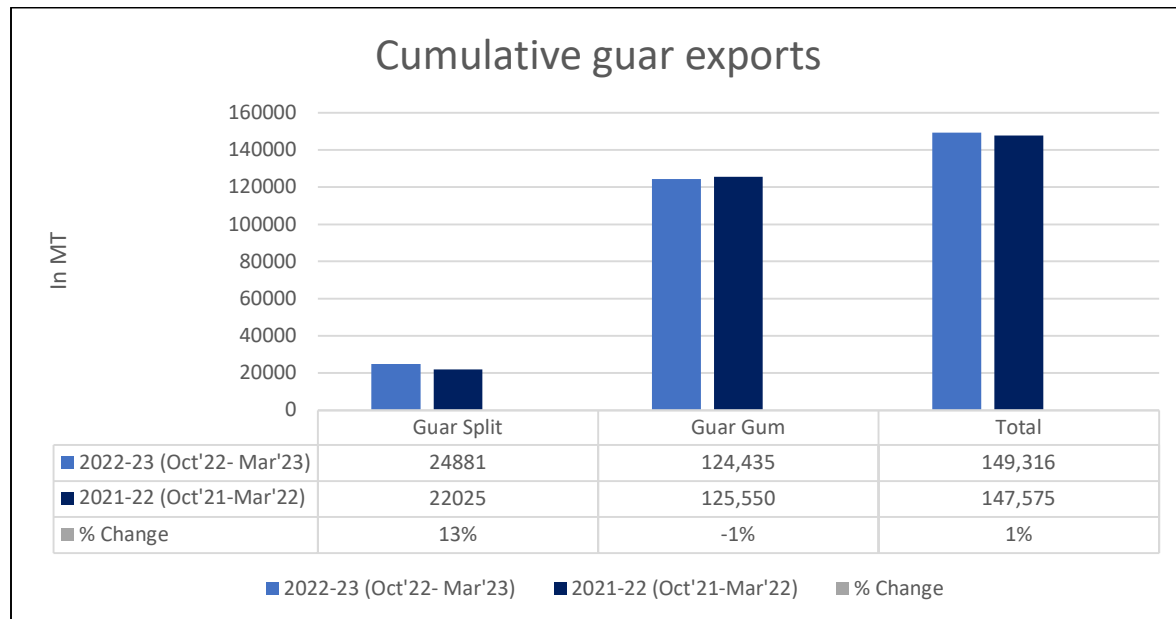
COUNTRIES	Guar Split Exported in Mar '23 (MT)	% Share
CHINA	2560	85.05%
ITALY	10	0.33%
NETHERLANDS	180	5.98%
SWITZERLAND	60	1.99%
USA	200	6.64%
TOTAL	3010	100%

\$1,843 per tonne previous month. The guar split shipments went down by 25% in Mar '23 compared to the same period last year. Of the total exported quantity, 2,560 tonnes bought by China, US 200 tonnes, Netherlands 180 tonnes, Switzerland 60 tonnes and Italy 10 tonnes.

Guar Gum Exports: India's guar gum exports increased in the month of March 2023 by 2.7% to 19,001 tonnes compared to 18,488 tonnes during February at an average FoB of US \$1,554 per tonne in the month of Mar '2023 as compared to US \$1,558 per tonne previous month. Further, the gum shipments went up by 8% in Mar '2023 as compared to the corresponding year. Out of the total exported quantity, around 3,051 tonnes bought by USA, Russia bought 2,980 tonnes, China 2,069, Germany 1,888 tonnes, Canada 1,181 tonnes, Australia 828 tonnes and Italy 816 tonnes.

COUNTRIES	Guar Gum Exported in Mar '23(MT)	Guar Gum export (% Share)
USA	3051	16.06%
RUSSIA	2980	15.68%
CHINA	2069	10.89%
GERMANY	1888	9.94%
CANADA	1181	6.21%
AUSTRALIA	828	4.36%
ITALY	816	4.29%
TURKEY	594	3.13%
NETHERLANDS	594	3.13%
INDONESIA	508	2.67%
THAILAND	425	2.24%
ARGENTINA	402	2.12%
BRAZIL	346	1.82%
FRANCE	323	1.70%
ALGERIA	320	1.68%
OTHERS	2676	14.09%
TOTAL	19001	100%

Total Cumulative Guar Exports: In the Oct '22- Mar '23 Guar exports went up by 1% to 1.49 Lakh tonnes as compared to 1.47 Lakh tonnes previous year same period. Guar Gum went down by 1% while guar split went up by 13%.



NCDEX Futures Market

NCDEX-FUTURES MARKET – Guar Seed									
Contract	% chg	Open	High	Low	Close	Volume	Change	OI	Change
May-23	-0.62	5,460	5,517	5,450	5,460	21,530	-3185	44335	-7300
Jun-23	0.00	5,521	5,570	5,512	5,525	13,105	5385	29945	7365

NCDEX-FUTURES MARKET- Guar Gum									
Contract	% chg	Open	High	Low	Close	Volume	Change	OI	Change
May-23	+0.03	10812	10970	10810	10915	15675	2125	22595	-7575
Jun-23	-0.13	10941	11084	10940	11016	13220	4790	24730	7590

Guar seed Stock Position:			
Stocks	Demat	In-Process	Total
	27-Apr-23	27-Apr-23	27-Apr-23
Bikaner	25527	0	25527
Deesa	0	0	0
Sri Ganganagar	927	0	927
Jodhpur	1445	0	1445
Nokha	0	0	0

Guar Gum Stock Position:			
Stocks	Demat	In-Process	Total
	27-Apr-23	27-Apr-23	27-Apr-23
Deesa	75	0	75
Bikaner	3179	0	3179
Jodhpur	16269	109	16378
Nokha	1183	20	1203
Sri Ganganagar	20	0	20

Churi and Korma Prices:		28-Apr-23
Commodity	Centre	Rs. /75 kg.
Churi	Jodhpur	2500
Korma	Jodhpur	3000

Guar seed EDD:					
	10-May-23	10-Jun-23	10-Jul-23	10-Aug-23	10-Sep-23
Bikaner	60	60	248	4126	1653
Deesa	-	-	-	-	-
Sri Ganganagar	-	-	70	161	369

Jodhpur	-	-	30	582	179
Nokha	-	-	-	-	-

Guar Gum EDD:					
	10-May-23	10-Jun-23	10-Jul-23	10-Aug-23	10-Sep-23
Deesa	-	-	-	-	75
Bikaner	25	190	624	378	329
Jodhpur	184	1283	875	2845	5218
Nokha	50	90	60	380	344
Sri Ganganagar	-	-	20	-	-

Guar Seed Prices at Key Spot Markets:					
Commodity	District	Centre	Prices (Rs/Qtl)		Change
Guar Seed			28-Apr-23	27-Apr-23	
Rajasthan	Jodhpur	Jodhpur (Loose)	5300	5275	25
		Jodhpur (Delivery)	5565	5539	26
	Sri-Ganganagar	Sri-Ganganagar (Loose)	5260	5260	Unch
		Sri-Ganganagar (Delivery)	5410	5410	Unch
		Rawla (Loose)	5275	5410	-135
		Gharsana (Loose)	5275	5410	-135
		Raisinghnagar (Loose)	NA	NA	-
	Bikaner	Bikaner (Loose)	5325	5300	25
		Bikaner (Delivery)	5591	5565	26
		Nokha (Loose)	5275	5225	50
		Nokha (Delivery)	5539	5486	53
		Khajuwala (Loose)	5400	5300	100
		Khajuwala (Delivery)	5670	5565	105
		Lunkaransar (Loose)	5300	5100	200
	Hanumangarh	Hanumangarh (Loose)	5150	5000	150
		Hanumangarh (Delivery)	5408	5250	158
		Nohar (Loose)	NA	NA	-
		Pilibanga (Loose)	5200	5225	-25
	Nagaur	Nagaur (Loose)	5250	5400	-150



	Churu	Churu (Delivery)	5200	5400	-200
	Alwar	Alwar (Loose)	4800	5000	-200
Haryana	Hisar	Adampur (Loose)	5250	5225	25
		Adampur (Delivery)	5513	5486	26
	Bhiwani	Bhiwani (Delivery)	5370	5400	-30
		Siwani (Loose)	5350	5300	50
	Sirsa	Sirsa (Loose)	5200	5000	200
		Dhabwali (Loose)	5200	5200	Unch
		Dhabwali (Delivery)	5460	5460	Unch
		Ellanabad (Loose)	5200	5200	Unch
	Fatehabad	Fatehabad (Loose)	5000	5000	Unch
Gujarat	Banaskantha	Deesa (Loose)	5625	5625	Unch
	Patan	Patan (Loose)	NA	NA	-
	Rajkot	Rajkot (Loose)	5205	5200	5
	Jamnagar	Dhrol (Loose)	NA	NA	-
Madhya Pradesh	Gwalior	Dabra (Loose)	NA	NA	-
Guar Gum					
Rajasthan	Jodhpur	Jodhpur	11500	11100	400
	Alwar	Alwar	11200	11400	-200
	Hanumangarh	Nohar	NA	NA	-
Haryana	Bhiwani	Bhiwani	10800	11150	-350
	Sirsa	Sirsa	11000	10900	100
		Dhabwali	11000	11000	Unch
		Ellanabad	11000	11200	-200
	Fatehabad	Fatehabad	11100	11100	Unch

Guar Seed Arrivals in Key Centers					
Commodity	District	Centre	Arrivals (Quintals)		Change
Guar Seed			28-Apr-23	27-Apr-23	
Rajasthan	Jodhpur	Jodhpur	NA	NA	-
	Sri-Ganganagar	Sri-Ganganagar	70	70	Unch
		Rawla	NA	NA	-
		Gharsana	NA	NA	-
		Raisinghnagar	NA	NA	-
	Bikaner	Bikaner	400	500	-100
		Nokha	250	350	-100
		Khajuwala	150	100	50
		Lunkaransar	200	400	-200
	Hanumangarh	Hanumangarh	40	50	-10

		Nohar	NA	NA	-
		Pilibanga	40	40	Unch
	Nagaur	Nagaur	400	300	100
	Churu	Churu	NA	NA	-
	Alwar	Alwar	NA	NA	-
Haryana	Hisar	Adampur	300	400	-100
	Bhiwani	Bhiwani	100	400	-300
		Siwani	500	400	100
	Sirsa	Sirsa	100	150	-50
		Dhabwali	30	30	Unch
		Ellanabad	30	30	Unch
	Fatehabad	Fatehabad	NA	NA	-
Gujarat	Banaskantha	Deesa	NA	NA	-
	Patan	Patan	NA	NA	-
	Rajkot	Rajkot	35	21	14
	Jamnagar	Dhrol	NA	NA	-
Madhya Pradesh	Gwalior	Dabra	NA	NA	-
Total Arrivals/Above Markets			2645	3241	-596

Disclaimer

The information and opinions contained in the document have been compiled from sources believed to be reliable. The company does not warrant its accuracy, completeness and correctness. Use of data and information contained in this report is at your own risk. This document is not, and should not be construed as, an offer to sell or solicitation to buy any commodities. This document may not be reproduced, distributed or published, in whole or in part, by any recipient hereof for any purpose without prior permission from the Company. IASL and its affiliates and/or their officers, directors and employees may have positions in any commodities mentioned in this document (or in any related investment) and may from time to time add to or dispose of any such commodities (or investment). Please see the detailed disclaimer at <http://www.agriwatch.com/Disclaimer.asp> © 2023 Indian Agribusiness Systems Limited.