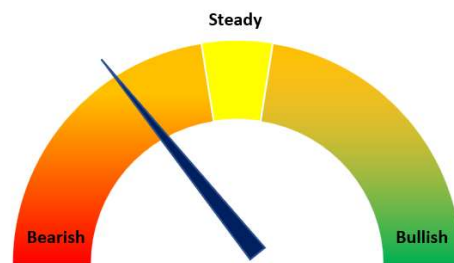


### Today's Update

Today, Guar seed Jodhpur delivery prices were at INR 5,618. In other markets, guar seed traded with bullish sentiments.

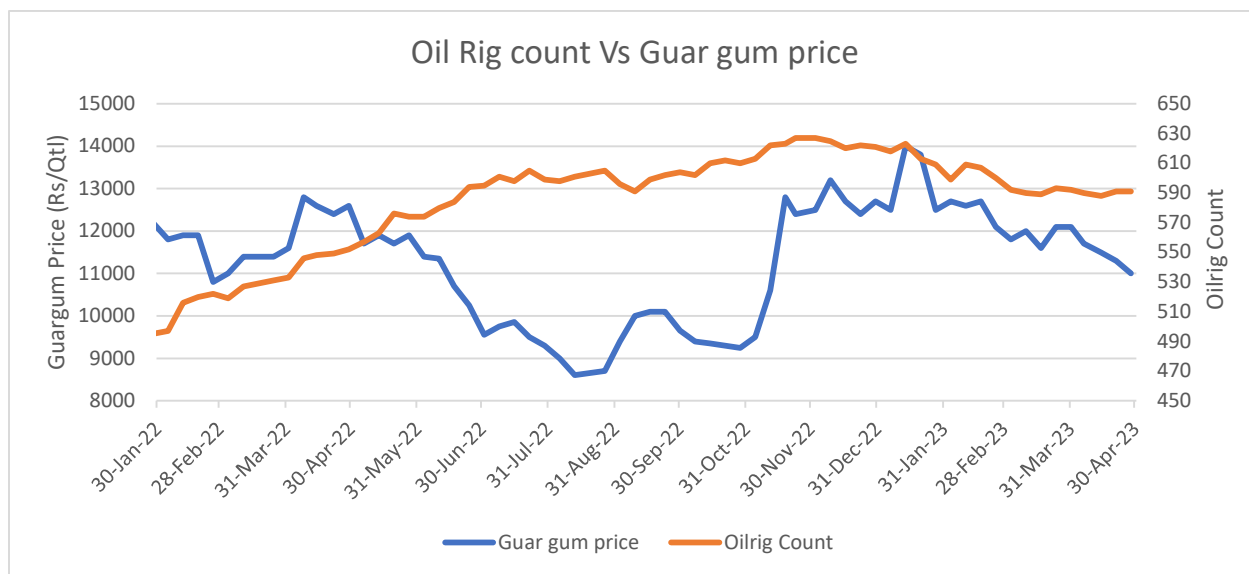
In Rajasthan, the arrivals went down to 1,485 Qtl. Vs 1,500 Qtl. previous day. While in Haryana, the arrivals went up to 1,410 Qtl. Vs 1,060 Qtl. previous day.

Jodhpur Guar seed delivery prices are expected to trade in the range of INR 5,400-5,900/Qtl. and the Guar gum prices are expected to remain in the range of INR 10,500-12,000/Qtl. in near term amid the steady sentiments in the market.



### Oilrig Count

As on 28th Apr '2023, as per data released by Baker Hughes, the number of oilrigs remained same in USA at 591 during the week as compared to previous week. While the guar gum prices went down.



### WTI Crude Oil

WTI Crude oil 2nd May '23	% Change
02nd May '23	-0.17%
1 Week	-2.44%
Month till date	-2.47%

### Guar Exports: March 2023

**Guar Split Exports:** India's guar split exports went down in the month of Mar '2023 by 32% to 3,010 tonnes compared to 4,420 tonnes in Feb '23 at an average FoB of US \$1,646 per tonne in the month of Mar '23 compared to US

\$1,843 per tonne previous month. The guar split shipments went down by 25% in Mar '23 compared to the same period last year. Of the total exported quantity, 2,560 tonnes bought by China, US 200 tonnes, Netherlands 180 tonnes, Switzerland 60 tonnes and Italy 10 tonnes.

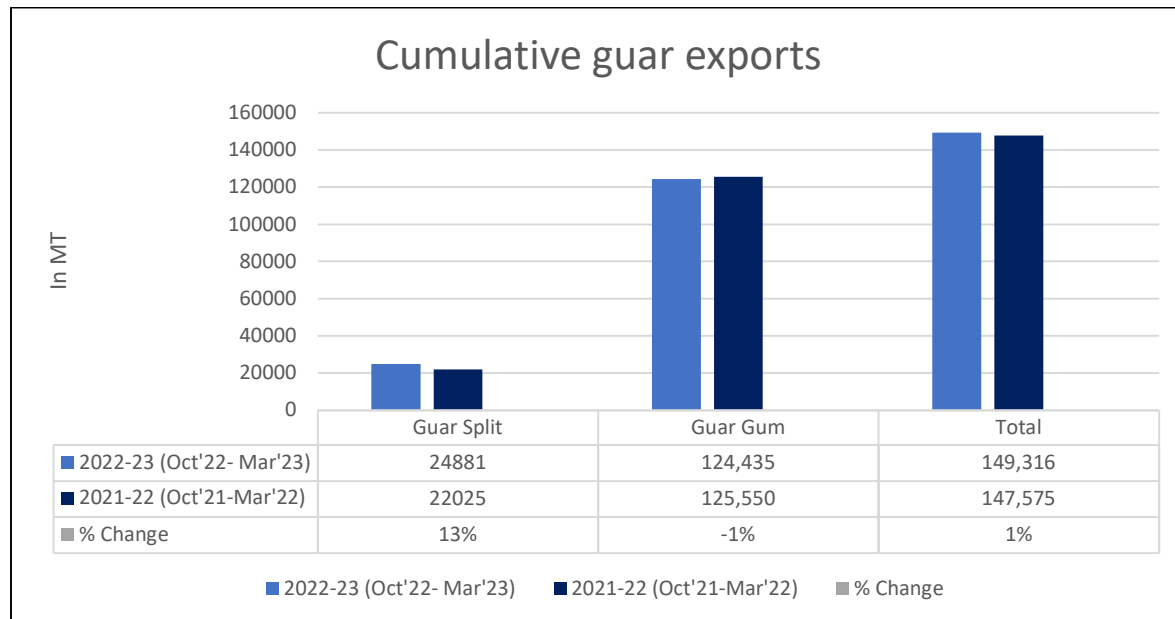
COUNTRIES	Guar Split Exported in Mar '23 (MT)	% Share
CHINA	2560	85.05%
ITALY	10	0.33%
NETHERLANDS	180	5.98%
SWITZERLAND	60	1.99%
USA	200	6.64%
<b>TOTAL</b>	<b>3010</b>	<b>100%</b>

**Guar Gum Exports:** India's guar gum exports increased in the month of March 2023 by 2.7% to 19,001 tonnes compared to 18,488 tonnes during February at an average FoB of US \$1,554 per tonne in the month of Mar '2023 as compared to US \$1,558 per tonne previous month. Further, the gum shipments went up by 8% in Mar '2023 as compared to the corresponding year. Out of the total exported quantity, around 3,051 tonnes bought by USA, Russia bought 2,980 tonnes, China 2,069, Germany 1,888 tonnes, Canada 1,181 tonnes, Australia 828 tonnes and Italy 816 tonnes.

COUNTRIES	Guar Gum Exported in Mar '23( MT)	Guar Gum export (% Share)
USA	3051	16.06%
RUSSIA	2980	15.68%
CHINA	2069	10.89%
GERMANY	1888	9.94%
CANADA	1181	6.21%
AUSTRALIA	828	4.36%
ITALY	816	4.29%
TURKEY	594	3.13%
NETHERLANDS	594	3.13%
INDONESIA	508	2.67%
THAILAND	425	2.24%
ARGENTINA	402	2.12%
BRAZIL	346	1.82%
FRANCE	323	1.70%
ALGERIA	320	1.68%
OTHERS	2676	14.09%
<b>TOTAL</b>	<b>19001</b>	<b>100%</b>



**Total Cumulative Guar Exports:** In the Oct '22- Mar '23 Guar exports went up by 1% to 1.49 Lakh tonnes as compared to 1.47 Lakh tonnes previous year same period. Guar Gum went down by 1% while guar split went up by 13%.



### NCDEX Futures Market

NCDEX-FUTURES MARKET – Guar Seed									
Contract	% chg	Open	High	Low	Close	Volume	Change	OI	Change
May-23	+1.92	5,488	5,627	5,483	5,575	27,530	6000	35615	-8720
Jun-23	+1.97	5,549	5,686	5,540	5,638	23,880	10775	38005	8060

NCDEX-FUTURES MARKET- Guar Gum									
Contract	% chg	Open	High	Low	Close	Volume	Change	OI	Change
May-23	+1.63	10968	11240	10968	11121	8950	-6725	19360	-3235
Jun-23	+1.87	11086	11372	11086	11260	10475	-2745	28300	3570

Guar seed Stock Position:			
Stocks	Demat	In-Process	Total
	29-Apr-23	29-Apr-23	29-Apr-23
Bikaner	25527	0	25527
Deesa	0	0	0
Sri Ganganagar	927	0	927
Jodhpur	1445	0	1445
Nokha	0	0	0

Guar Gum Stock Position:			
Stocks	Demat	In-Process	Total
	29-Apr-23	29-Apr-23	29-Apr-23
Deesa	75	0	75
Bikaner	3179	0	3179
Jodhpur	16269	109	16378
Nokha	1183	20	1203
Sri Ganganagar	20	0	20

Churi and Korma Prices:		02-May-23
Commodity	Centre	Rs. /75 kg.
Churi	Jodhpur	2500
Korma	Jodhpur	3000

Guar seed EDD:					
	10-May-23	10-Jun-23	10-Jul-23	10-Aug-23	10-Sep-23
Bikaner	60	60	248	4126	1653
Deesa	-	-	-	-	-
Sri Ganganagar	-	-	70	161	369

Jodhpur	-	-	30	582	179
Nokha	-	-	-	-	-

Guar Gum EDD:					
	10-May-23	10-Jun-23	10-Jul-23	10-Aug-23	10-Sep-23
Deesa	-	-	-	-	75
Bikaner	25	190	624	378	329
Jodhpur	184	1283	875	2845	5218
Nokha	50	90	60	380	344
Sri Ganganagar	-	-	20	-	-

Guar Seed Prices at Key Spot Markets:					
Commodity	District	Centre	Prices (Rs/Qtl)		Change
Guar Seed			2-May-23	1-May-23	
Rajasthan	Jodhpur	Jodhpur (Loose)	5350	Closed	-
		Jodhpur (Delivery)	5618	Closed	-
	Sri-Ganganagar	Sri-Ganganagar (Loose)	5250	Closed	-
		Sri-Ganganagar (Delivery)	5400	Closed	-
		Rawla (Loose)	5275	Closed	-
		Gharsana (Loose)	5275	Closed	-
		Raisinghnagar (Loose)	NA	NA	-
	Bikaner	Bikaner (Loose)	5300	5300	Unch
		Bikaner (Delivery)	5565	5565	Unch
		Nokha (Loose)	5350	5250	100
		Nokha (Delivery)	5618	5513	105
		Khajuwala (Loose)	5450	5400	50
		Khajuwala (Delivery)	5723	5670	53
		Lunkaransar (Loose)	5350	5250	100
	Hanumangarh	Hanumangarh (Loose)	5000	Closed	-
		Hanumangarh (Delivery)	5250	Closed	-
		Nohar (Loose)	NA	NA	-
		Pilibanga (Loose)	5200	5200	Unch
	Nagaur	Nagaur (Loose)	5250	5200	50

	<b>Churu</b>	Churu (Delivery)	NR	5200	-
	<b>Alwar</b>	Alwar (Loose)	NR	4800	-
<b>Haryana</b>	<b>Hisar</b>	Adampur (Loose)	5250	5200	50
		Adampur (Delivery)	5513	5460	53
	<b>Bhiwani</b>	Bhiwani (Delivery)	5400	5400	Unch
		Siwani (Loose)	5400	5350	50
	<b>Sirsa</b>	Sirsa (Loose)	5250	5250	Unch
		Dhabwali (Loose)	5200	5200	Unch
		Dhabwali (Delivery)	5460	5460	Unch
		Ellanabad (Loose)	5200	5200	Unch
	<b>Fatehabad</b>	Fatehabad (Loose)	5100	5000	100
<b>Gujarat</b>	<b>Banaskantha</b>	Deesa (Loose)	5500	5500	Unch
	<b>Patan</b>	Patan (Loose)	NA	5325	-
	<b>Rajkot</b>	Rajkot (Loose)	NA	NA	-
	<b>Jamnagar</b>	Dhrol (Loose)	NA	NA	-
<b>Madhya Pradesh</b>	<b>Gwalior</b>	Dabra (Loose)	NA	NA	-
<b>Guar Gum</b>					
<b>Rajasthan</b>	<b>Jodhpur</b>	Jodhpur	11300	Closed	-
	<b>Alwar</b>	Alwar	NR	11200	-
	<b>Hanumangarh</b>	Nohar	NA	NA	-
<b>Haryana</b>	<b>Bhiwani</b>	Bhiwani	11000	10900	100
	<b>Sirsa</b>	Sirsa	11000	11000	Unch
		Dhabwali	11000	11000	Unch
		Ellanabad	11000	11000	Unch
	<b>Fatehabad</b>	Fatehabad	11300	11000	300

<b>Guar Seed Arrivals in Key Centers</b>					
<b>Commodity</b>	<b>District</b>	<b>Centre</b>	<b>Arrivals (Quintals)</b>		<b>Change</b>
<b>Guar Seed</b>			<b>2-May-23</b>	<b>1-May-23</b>	
<b>Rajasthan</b>	<b>Jodhpur</b>	Jodhpur	NA	Closed	-
	<b>Sri-Ganganagar</b>	Sri-Ganganagar	50	Closed	-
		Rawla	NA	NA	-
		Gharsana	NA	NA	-
		Raisinghnagar	NA	NA	-
	<b>Bikaner</b>	Bikaner	350	300	50
		Nokha	400	300	100
		Khajuwala	200	200	Unch
		Lunkaransar	350	600	-250
	<b>Hanumangarh</b>	Hanumangarh	25	Closed	-

		Nohar	NA	NA	-
		Pilibanga	40	40	Unch
	Nagaur	Nagaur	70	60	10
	Churu	Churu	NR	NA	-
	Alwar	Alwar	NR	NA	-
Haryana	Hisar	Adampur	600	400	200
	Bhiwani	Bhiwani	50	NA	-
		Siwani	600	400	200
	Sirsa	Sirsa	100	200	-100
		Dhabwali	30	30	Unch
		Ellanabad	30	30	Unch
	Fatehabad	Fatehabad	NA	NA	-
Gujarat	Banaskantha	Deesa	NA	NA	-
	Patan	Patan	NA	10	-
	Rajkot	Rajkot	NA	NA	-
	Jamnagar	Dhrol	NA	NA	-
Madhya Pradesh	Gwalior	Dabra	NA	NA	-
Total Arrivals/Above Markets			2895	2570	325

**Disclaimer**

The information and opinions contained in the document have been compiled from sources believed to be reliable. The company does not warrant its accuracy, completeness and correctness. Use of data and information contained in this report is at your own risk. This document is not, and should not be construed as, an offer to sell or solicitation to buy any commodities. This document may not be reproduced, distributed or published, in whole or in part, by any recipient hereof for any purpose without prior permission from the Company. IASL and its affiliates and/or their officers, directors and employees may have positions in any commodities mentioned in this document (or in any related investment) and may from time to time add to or dispose of any such commodities (or investment). Please see the detailed disclaimer at <http://www.agriwatch.com/Disclaimer.asp> © 2023 Indian Agribusiness Systems Limited.