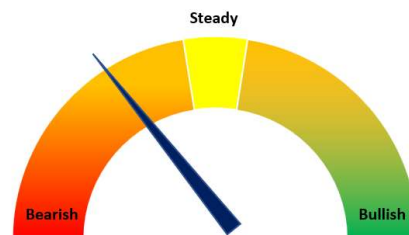


Today's Update

Today, Guar seed Jodhpur delivery prices went marginally down by 0.6% at INR 5,586 as compared to INR 5,618 the previous day. Overall, in other markets, guar seed traded with mixed sentiments. The Guar gum Jodhpur price also showed a bearish sentiment and went down by 1.8% at INR 11,100 vs 11,300 the previous day.

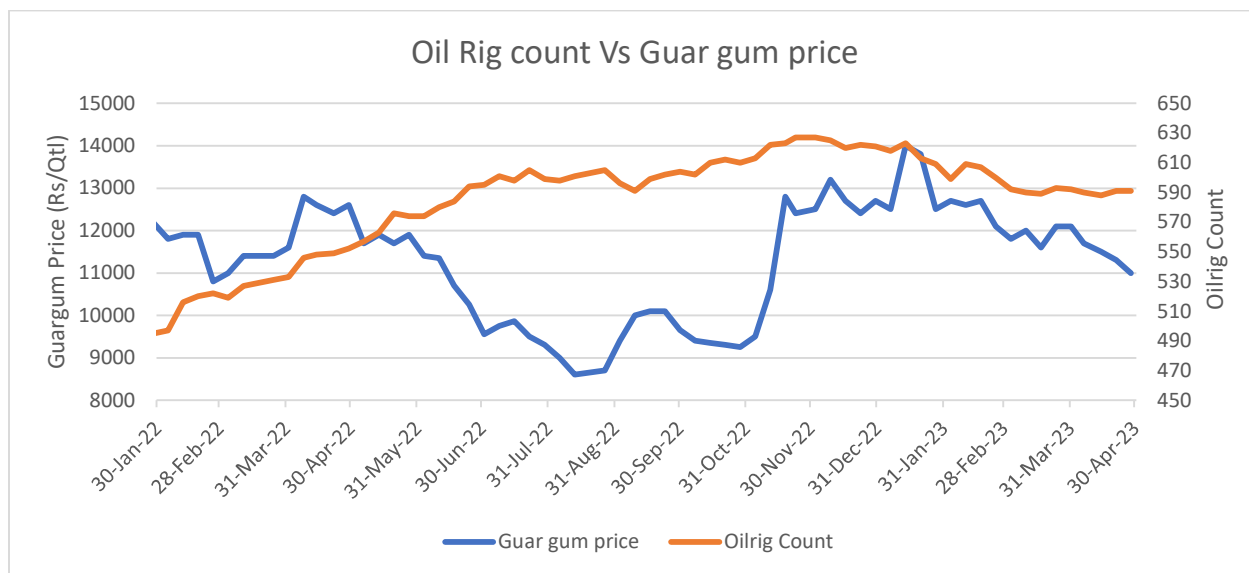
In Rajasthan, the arrivals went up to 1,965 Qtl. Vs 1,485 Qtl. previous day.
 In Haryana too, the arrivals went up to 1,460 Qtl. Vs 1,410 Qtl. previous day.

Jodhpur Guar seed delivery prices are expected to trade in the range of INR 5,400-5,900/Qtl. and the Guar gum prices are expected to remain in the range of INR 10,500-12,000/Qtl. in near term amid the steady sentiments in the market.



Oilrig Count

As on 28th Apr '2023, as per data released by Baker Hughes, the number of oilrigs remained same in USA at 591 during the week as compared to previous week. While the guar gum prices went down.



WTI Crude Oil

WTI Crude oil 3rd May '23	% Change
03rd May '23	-2.86%
1 Week	-9.34%
Month till date	-9.34%

Guar Exports: March 2023

Guar Split Exports: India's guar split exports went down in the month of Mar '2023 by 32% to 3,010 tonnes compared to 4,420 tonnes in Feb '23 at an average FoB of US \$1,646 per tonne in the month of Mar '23 compared to US

\$1,843 per tonne previous month. The guar split shipments went down by 25% in Mar '23 compared to the same period last year. Of the total exported quantity, 2,560 tonnes bought by China, US 200 tonnes, Netherlands 180 tonnes, Switzerland 60 tonnes and Italy 10 tonnes.

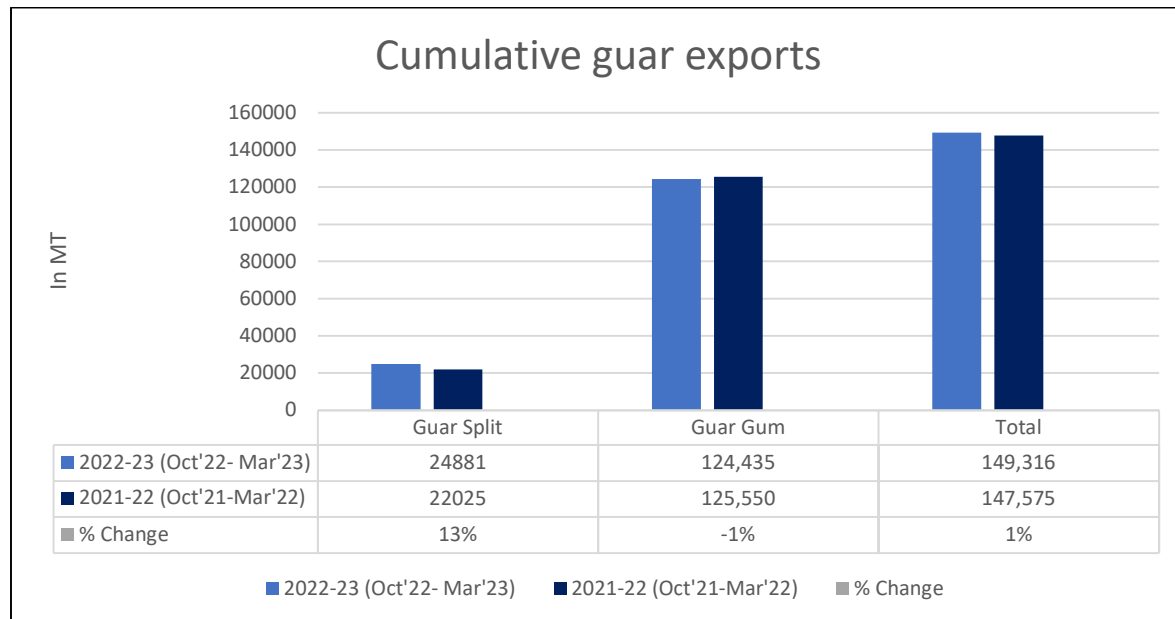
COUNTRIES	Guar Split Exported in Mar '23 (MT)	% Share
CHINA	2560	85.05%
ITALY	10	0.33%
NETHERLANDS	180	5.98%
SWITZERLAND	60	1.99%
USA	200	6.64%
TOTAL	3010	100%

Guar Gum Exports: India's guar gum exports increased in the month of March 2023 by 2.7% to 19,001 tonnes compared to 18,488 tonnes during February at an average FoB of US \$1,554 per tonne in the month of Mar '2023 as compared to US \$1,558 per tonne previous month. Further, the gum shipments went up by 8% in Mar '2023 as compared to the corresponding year. Out of the total exported quantity, around 3,051 tonnes bought by USA, Russia bought 2,980 tonnes, China 2,069, Germany 1,888 tonnes, Canada 1,181 tonnes, Australia 828 tonnes and Italy 816 tonnes.

COUNTRIES	Guar Gum Exported in Mar '23(MT)	Guar Gum export (% Share)
USA	3051	16.06%
RUSSIA	2980	15.68%
CHINA	2069	10.89%
GERMANY	1888	9.94%
CANADA	1181	6.21%
AUSTRALIA	828	4.36%
ITALY	816	4.29%
TURKEY	594	3.13%
NETHERLANDS	594	3.13%
INDONESIA	508	2.67%
THAILAND	425	2.24%
ARGENTINA	402	2.12%
BRAZIL	346	1.82%
FRANCE	323	1.70%
ALGERIA	320	1.68%
OTHERS	2676	14.09%
TOTAL	19001	100%



Total Cumulative Guar Exports: In the Oct '22- Mar '23 Guar exports went up by 1% to 1.49 Lakh tonnes as compared to 1.47 Lakh tonnes previous year same period. Guar Gum went down by 1% while guar split went up by 13%.



NCDEX Futures Market

NCDEX-FUTURES MARKET – Guar Seed									
Contract	% chg	Open	High	Low	Close	Volume	Change	OI	Change
May-23	+0.04	5,564	5,620	5,545	5,577	12,395	-15135	31585	-4030
Jun-23	0.00	5,630	5,676	5,603	5,638	15,825	-8055	41845	3840

NCDEX-FUTURES MARKET- Guar Gum									
Contract	% chg	Open	High	Low	Close	Volume	Change	OI	Change
May-23	+0.29	11160	11249	11060	11153	3960	-4990	18435	-925
Jun-23	+0.25	11290	11380	11192	11300	7965	-2510	30205	1905



Guar seed Stock Position:			
Stocks	Demat	In-Process	Total
	02-May-23	02-May-23	02-May-23
Bikaner	25527	0	25527
Deesa	0	0	0
Sri Ganganagar	927	0	927
Jodhpur	1445	0	1445
Nokha	0	0	0

Guar Gum Stock Position:			
Stocks	Demat	In-Process	Total
	02-May-23	02-May-23	02-May-23
Deesa	75	0	75
Bikaner	3179	0	3179
Jodhpur	16339	0	16339
Nokha	1163	30	1193
Sri Ganganagar	20	0	20

Churi and Korma Prices:		03-May-23
Commodity	Centre	Rs. /75 kg.
Churi	Jodhpur	2400
Korma	Jodhpur	3113

Guar seed EDD:					
	10-May-23	10-Jun-23	10-Jul-23	10-Aug-23	10-Sep-23
Bikaner	60	60	248	4126	1653
Deesa	-	-	-	-	-
Sri Ganganagar	-	-	70	161	369

Jodhpur	-	-	30	582	179
Nokha	-	-	-	-	-

Guar Gum EDD:					
	10-May-23	10-Jun-23	10-Jul-23	10-Aug-23	10-Sep-23
Deesa	-	-	-	-	75
Bikaner	25	190	624	378	329
Jodhpur	184	1283	875	2845	5218
Nokha	50	90	60	380	344
Sri Ganganagar	-	-	20	-	-

Guar Seed Prices at Key Spot Markets:					
Commodity	District	Centre	Prices (Rs/Qtl)		Change
Guar Seed			3-May-23	2-May-23	
Rajasthan	Jodhpur	Jodhpur (Loose)	5320	5350	-30
		Jodhpur (Delivery)	5586	5618	-32
	Sri-Ganganagar	Sri-Ganganagar (Loose)	5270	5250	20
		Sri-Ganganagar (Delivery)	5420	5400	20
		Rawla (Loose)	5350	5400	-50
		Gharsana (Loose)	5350	5400	-50
		Raisinghnagar (Loose)	5250	NA	-
	Bikaner	Bikaner (Loose)	5400	5300	100
		Bikaner (Delivery)	5670	5565	105
		Nokha (Loose)	5350	5350	Unch
		Nokha (Delivery)	5618	5618	Unch
		Khajuwala (Loose)	5500	5450	50
		Khajuwala (Delivery)	5775	5723	53
		Lunkaransar (Loose)	5350	5350	Unch
	Hanumangarh	Hanumangarh (Loose)	5000	5000	Unch
		Hanumangarh (Delivery)	5250	5250	Unch
		Nohar (Loose)	NA	NA	-
		Pilibanga (Loose)	5250	5200	50
	Nagaur	Nagaur (Loose)	5325	5250	75



	Churu	Churu (Delivery)	5450	NR	-
	Alwar	Alwar (Loose)	5100	NR	-
Haryana	Hisar	Adampur (Loose)	5300	5250	50
		Adampur (Delivery)	5565	5513	53
	Bhiwani	Bhiwani (Delivery)	5550	5400	150
		Siwani (Loose)	5500	5400	100
	Sirsa	Sirsa (Loose)	5150	5200	-50
		Dhabwali (Loose)	5150	5200	-50
		Dhabwali (Delivery)	5408	5460	-53
		Ellanabad (Loose)	5150	5200	-50
	Fatehabad	Fatehabad (Loose)	5000	5100	-100
Gujarat	Banaskantha	Deesa (Loose)	5500	5500	Unch
	Patan	Patan (Loose)	NA	NA	-
	Rajkot	Rajkot (Loose)	NA	NA	-
	Jamnagar	Dhrol (Loose)	NA	NA	-
Madhya Pradesh	Gwalior	Dabra (Loose)	NA	NA	-
Guar Gum					
Rajasthan	Jodhpur	Jodhpur	11100	11300	-200
	Alwar	Alwar	11400	NR	-
	Hanumangarh	Nohar	NA	NA	-
Haryana	Bhiwani	Bhiwani	11000	11000	Unch
	Sirsa	Sirsa	11000	11000	Unch
		Dhabwali	10800	11000	-200
		Ellanabad	11000	11000	Unch
	Fatehabad	Fatehabad	11200	11300	-100

Guar Seed Arrivals in Key Centers					
Commodity	District	Centre	Arrivals (Quintals)		Change
Guar Seed			3-May-23	2-May-23	
Rajasthan	Jodhpur	Jodhpur	NA	NA	-
	Sri-Ganganagar	Sri-Ganganagar	70	50	20
		Rawla	NA	NA	-
		Gharsana	220	NA	-
		Raisinghnagar	30	NA	-
	Bikaner	Bikaner	500	350	150
		Nokha	300	400	-100
		Khajuwala	200	200	Unch
		Lunkaransar	500	350	150
	Hanumangarh	Hanumangarh	40	25	15

		Nohar	NA	NA	-
		Pilibanga	40	40	Unch
	Nagaur	Nagaur	65	70	-5
	Churu	Churu	NA	NR	-
	Alwar	Alwar	NA	NR	-
Haryana	Hisar	Adampur	500	600	-100
	Bhiwani	Bhiwani	200	50	150
		Siwani	600	600	Unch
	Sirsa	Sirsa	100	100	Unch
		Dhabwali	30	30	Unch
		Ellanabad	30	30	Unch
	Fatehabad	Fatehabad	NA	NA	-
Gujarat	Banaskantha	Deesa	NA	NA	-
	Patan	Patan	NA	NA	-
	Rajkot	Rajkot	NA	NA	-
	Jamnagar	Dhrol	NA	NA	-
Madhya Pradesh	Gwalior	Dabra	NA	NA	-
Total Arrivals/Above Markets			3425	2895	530

Disclaimer

The information and opinions contained in the document have been compiled from sources believed to be reliable. The company does not warrant its accuracy, completeness and correctness. Use of data and information contained in this report is at your own risk. This document is not, and should not be construed as, an offer to sell or solicitation to buy any commodities. This document may not be reproduced, distributed or published, in whole or in part, by any recipient hereof for any purpose without prior permission from the Company. IASL and its affiliates and/or their officers, directors and employees may have positions in any commodities mentioned in this document (or in any related investment) and may from time to time add to or dispose of any such commodities (or investment). Please see the detailed disclaimer at <http://www.agriwatch.com/Disclaimer.asp> © 2023 Indian Agribusiness Systems Limited.