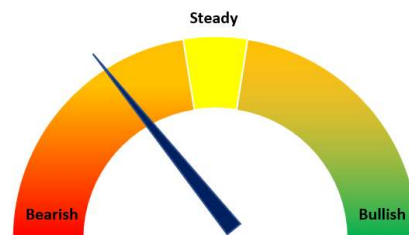


### Today's Update

Today, Guar seed Jodhpur delivery prices went marginally up by 0.6% at INR 5,618 as compared to INR 5,586 the previous day. Overall, in other markets, guar seed traded with mixed sentiments. The Guar gum Jodhpur price remained sideways at INR 11,100 as compared to the previous day.

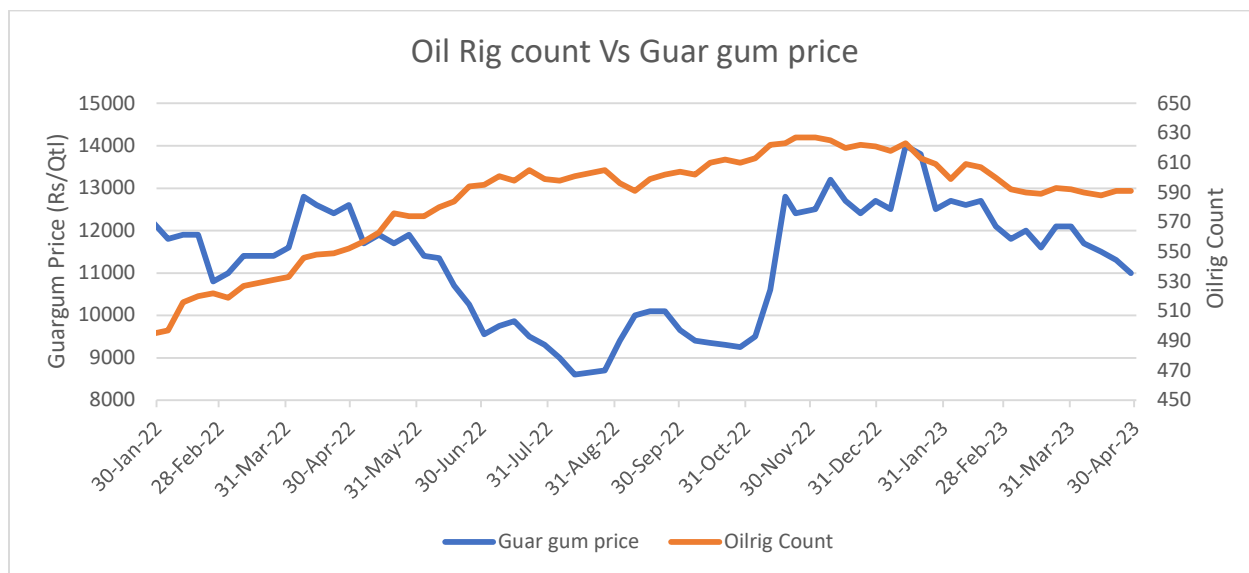
In Rajasthan, the arrivals went up to 1,980 Qtl. Vs 1,965 Qtl. previous day. In Haryana too, the arrivals went up to 1,660 Qtl. Vs 1,460 Qtl. previous day.

Jodhpur Guar seed delivery prices are expected to trade in the range of INR 5,400-5,900/Qtl. and the Guar gum prices are expected to remain in the range of INR 10,500-12,000/Qtl. in near term amid the steady sentiments in the market.



### Oilrig Count

As on 28th Apr '2023, as per data released by Baker Hughes, the number of oilrigs remained same in USA at 591 during the week as compared to previous week. While the guar gum prices went down.



### WTI Crude Oil

WTI Crude oil 4th May '23	% Change
04th May '23	0.03%
1 Week	-10.76%
Month till date	-10.60%

### Guar Exports: March 2023

**Guar Split Exports:** India's guar split exports went down in the month of Mar '2023 by 32% to 3,010 tonnes compared to 4,420 tonnes in Feb '23 at an average FoB of US \$1,646 per tonne in the month of Mar '23 compared to US

\$1,843 per tonne previous month. The guar split shipments went down by 25% in Mar '23 compared to the same period last year. Of the total exported quantity, 2,560 tonnes bought by China, US 200 tonnes, Netherlands 180 tonnes, Switzerland 60 tonnes and Italy 10 tonnes.

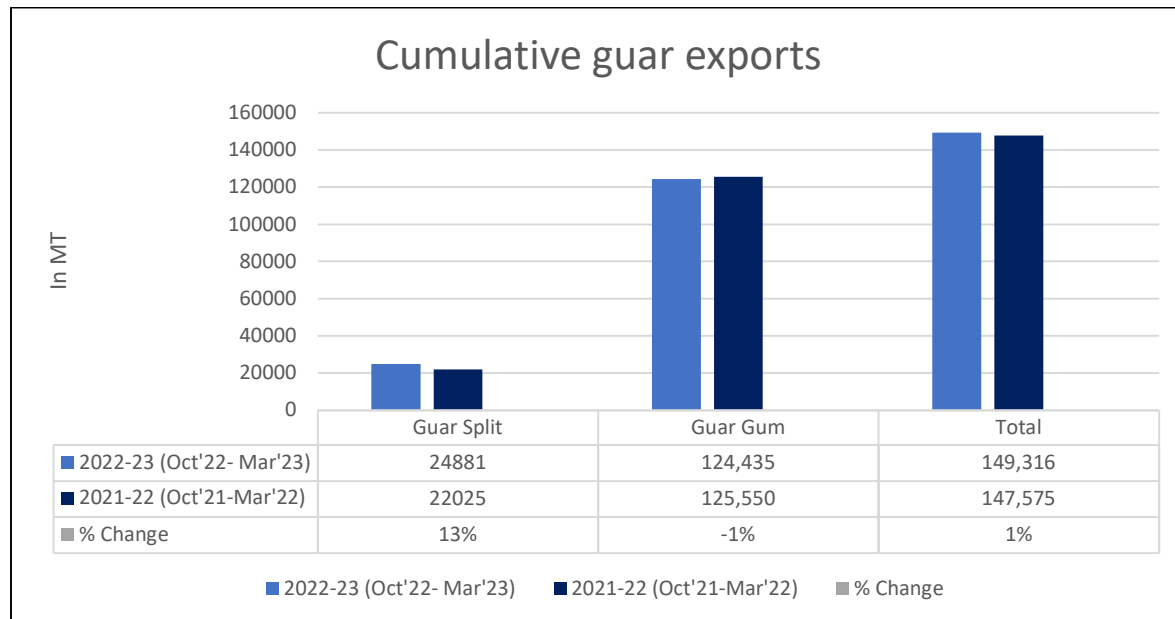
COUNTRIES	Guar Split Exported in Mar '23 (MT)	% Share
CHINA	2560	85.05%
ITALY	10	0.33%
NETHERLANDS	180	5.98%
SWITZERLAND	60	1.99%
USA	200	6.64%
<b>TOTAL</b>	<b>3010</b>	<b>100%</b>

**Guar Gum Exports:** India's guar gum exports increased in the month of March 2023 by 2.7% to 19,001 tonnes compared to 18,488 tonnes during February at an average FoB of US \$1,554 per tonne in the month of Mar '2023 as compared to US \$1,558 per tonne previous month. Further, the gum shipments went up by 8% in Mar '2023 as compared to the corresponding year. Out of the total exported quantity, around 3,051 tonnes bought by USA, Russia bought 2,980 tonnes, China 2,069, Germany 1,888 tonnes, Canada 1,181 tonnes, Australia 828 tonnes and Italy 816 tonnes.

COUNTRIES	Guar Gum Exported in Mar '23( MT)	Guar Gum export (% Share)
USA	3051	16.06%
RUSSIA	2980	15.68%
CHINA	2069	10.89%
GERMANY	1888	9.94%
CANADA	1181	6.21%
AUSTRALIA	828	4.36%
ITALY	816	4.29%
TURKEY	594	3.13%
NETHERLANDS	594	3.13%
INDONESIA	508	2.67%
THAILAND	425	2.24%
ARGENTINA	402	2.12%
BRAZIL	346	1.82%
FRANCE	323	1.70%
ALGERIA	320	1.68%
OTHERS	2676	14.09%
<b>TOTAL</b>	<b>19001</b>	<b>100%</b>



**Total Cumulative Guar Exports:** In the Oct '22- Mar '23 Guar exports went up by 1% to 1.49 Lakh tonnes as compared to 1.47 Lakh tonnes previous year same period. Guar Gum went down by 1% while guar split went up by 13%.



### NCDEX Futures Market

NCDEX-FUTURES MARKET – Guar Seed									
Contract	% chg	Open	High	Low	Close	Volume	Change	OI	Change
May-23	+1.51	5,600	5,707	5,570	5,665	18,745	6350	25905	-5680
Jun-23	+1.54	5,664	5,770	5,623	5,730	32,370	16545	46965	5120

NCDEX-FUTURES MARKET- Guar Gum									
Contract	% chg	Open	High	Low	Close	Volume	Change	OI	Change
May-23	+2.33	11250	11472	11162	11420	6185	2225	16075	-2360
Jun-23	+2.33	11376	11600	11290	11558	13215	5250	33540	3335



Guar seed Stock Position:			
Stocks	Demat	In-Process	Total
	03-May-23	03-May-23	03-May-23
Bikaner	25418	0	25418
Deesa	0	0	0
Sri Ganganagar	927	0	927
Jodhpur	1445	0	1445
Nokha	0	0	0

Guar Gum Stock Position:			
Stocks	Demat	In-Process	Total
	03-May-23	03-May-23	03-May-23
Deesa	75	0	75
Bikaner	3140	0	3140
Jodhpur	16284	139	16423
Nokha	1123	50	1173
Sri Ganganagar	20	0	20

Churi and Korma Prices:		04-May-23
Commodity	Centre	Rs. /75 kg.
Churi	Jodhpur	2400
Korma	Jodhpur	3113

Guar seed EDD:					
	10-May-23	10-Jun-23	10-Jul-23	10-Aug-23	10-Sep-23
Bikaner	60	60	248	4016	1653
Deesa	-	-	-	-	-
Sri Ganganagar	-	-	70	161	369

Jodhpur	-	-	30	582	179
Nokha	-	-	-	-	-

Guar Gum EDD:					
	10-May-23	10-Jun-23	10-Jul-23	10-Aug-23	10-Sep-23
Deesa	-	-	-	-	75
Bikaner	-	135	624	378	329
Jodhpur	129	1163	875	2845	5154
Nokha	10	90	60	340	344
Sri Ganganagar	-	-	20	-	-

Guar Seed Prices at Key Spot Markets:					
Commodity	District	Centre	Prices (Rs/Qtl)		Change
Guar Seed			4-May-23	3-May-23	
Rajasthan	Jodhpur	Jodhpur (Loose)	5350	5320	30
		Jodhpur (Delivery)	5618	5586	32
	Sri-Ganganagar	Sri-Ganganagar (Loose)	5320	5270	50
		Sri-Ganganagar (Delivery)	5470	5420	50
		Rawla (Loose)	5350	5420	-70
		Gharsana (Loose)	5350	5420	-70
		Raisinghnagar (Loose)	5250	5250	Unch
	Bikaner	Bikaner (Loose)	5400	5400	Unch
		Bikaner (Delivery)	5670	5670	Unch
		Nokha (Loose)	5400	5350	50
		Nokha (Delivery)	5670	5618	53
		Khajuwala (Loose)	5400	5500	-100
		Khajuwala (Delivery)	5670	5775	-105
		Lunkaransar (Loose)	5400	5350	50
	Hanumangarh	Hanumangarh (Loose)	5100	5000	100
		Hanumangarh (Delivery)	5355	5250	105
		Nohar (Loose)	NA	NA	-
		Pilibanga (Loose)	5250	5250	Unch
	Nagaur	Nagaur (Loose)	5350	5325	25



	Churu	Churu (Delivery)	5450	5450	Unch
	Alwar	Alwar (Loose)	5100	5100	Unch
Haryana	Hisar	Adampur (Loose)	5300	5300	Unch
		Adampur (Delivery)	5565	5565	Unch
	Bhiwani	Bhiwani (Delivery)	5550	5550	Unch
		Siwani (Loose)	5450	5500	-50
	Sirsa	Sirsa (Loose)	5300	5150	150
		Dhabwali (Loose)	5150	5150	Unch
		Dhabwali (Delivery)	5408	5408	Unch
		Ellanabad (Loose)	5150	5150	Unch
	Fatehabad	Fatehabad (Loose)	5100	5000	100
Gujarat	Banaskantha	Deesa (Loose)	5400	5500	-100
	Patan	Patan (Loose)	NA	NA	-
	Rajkot	Rajkot (Loose)	5400	NA	-
	Jamnagar	Dhrol (Loose)	NA	NA	-
Madhya Pradesh	Gwalior	Dabra (Loose)	NA	NA	-
Guar Gum					
Rajasthan	Jodhpur	Jodhpur	11100	11100	Unch
	Alwar	Alwar	11400	11400	Unch
	Hanumangarh	Nohar	NA	NA	-
Haryana	Bhiwani	Bhiwani	11150	11000	150
	Sirsa	Sirsa	11100	11000	100
		Dhabwali	10800	10800	Unch
		Ellanabad	11000	11000	Unch
	Fatehabad	Fatehabad	11100	11200	-100

Guar Seed Arrivals in Key Centers					
Commodity	District	Centre	Arrivals (Quintals)		Change
Guar Seed			4-May-23	3-May-23	
Rajasthan	Jodhpur	Jodhpur	NA	NA	-
	Sri-Ganganagar	Sri-Ganganagar	80	70	10
		Rawla	NA	NA	-
		Gharsana	200	220	-20
		Raisinghnagar	25	30	-5
	Bikaner	Bikaner	500	500	Unch
		Nokha	350	300	50
		Khajuwala	100	200	-100
		Lunkaransar	600	500	100
	Hanumangarh	Hanumangarh	50	40	10

		Nohar	NA	NA	-
		Pilibanga	40	40	Unch
	Nagaur	Nagaur	35	65	-30
	Churu	Churu	NA	NA	-
	Alwar	Alwar	NA	NA	-
Haryana	Hisar	Adampur	800	500	300
	Bhiwani	Bhiwani	150	200	-50
		Siwani	500	600	-100
	Sirsa	Sirsa	150	100	50
		Dhabwali	30	30	Unch
		Ellanabad	30	30	Unch
	Fatehabad	Fatehabad	NA	NA	-
Gujarat	Banaskantha	Deesa	NA	NA	-
	Patan	Patan	NA	NA	-
	Rajkot	Rajkot	40	NA	-
	Jamnagar	Dhrol	NA	NA	-
Madhya Pradesh	Gwalior	Dabra	NA	NA	-
Total Arrivals/Above Markets			3680	3425	255

**Disclaimer**

The information and opinions contained in the document have been compiled from sources believed to be reliable. The company does not warrant its accuracy, completeness and correctness. Use of data and information contained in this report is at your own risk. This document is not, and should not be construed as, an offer to sell or solicitation to buy any commodities. This document may not be reproduced, distributed or published, in whole or in part, by any recipient hereof for any purpose without prior permission from the Company. IASL and its affiliates and/or their officers, directors and employees may have positions in any commodities mentioned in this document (or in any related investment) and may from time to time add to or dispose of any such commodities (or investment). Please see the detailed disclaimer at <http://www.agriwatch.com/Disclaimer.asp> © 2023 Indian Agribusiness Systems Limited.