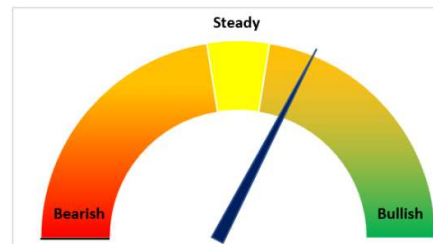


Today's Update

Today, Guar seed Jodhpur delivery prices remained same as the previous day at INR 5,801. While in other markets, guar seed traded with mixed sentiments. The Guar gum Jodhpur price went up by 1.7% at INR 11,900 as compared to INR 11,700 the previous day.

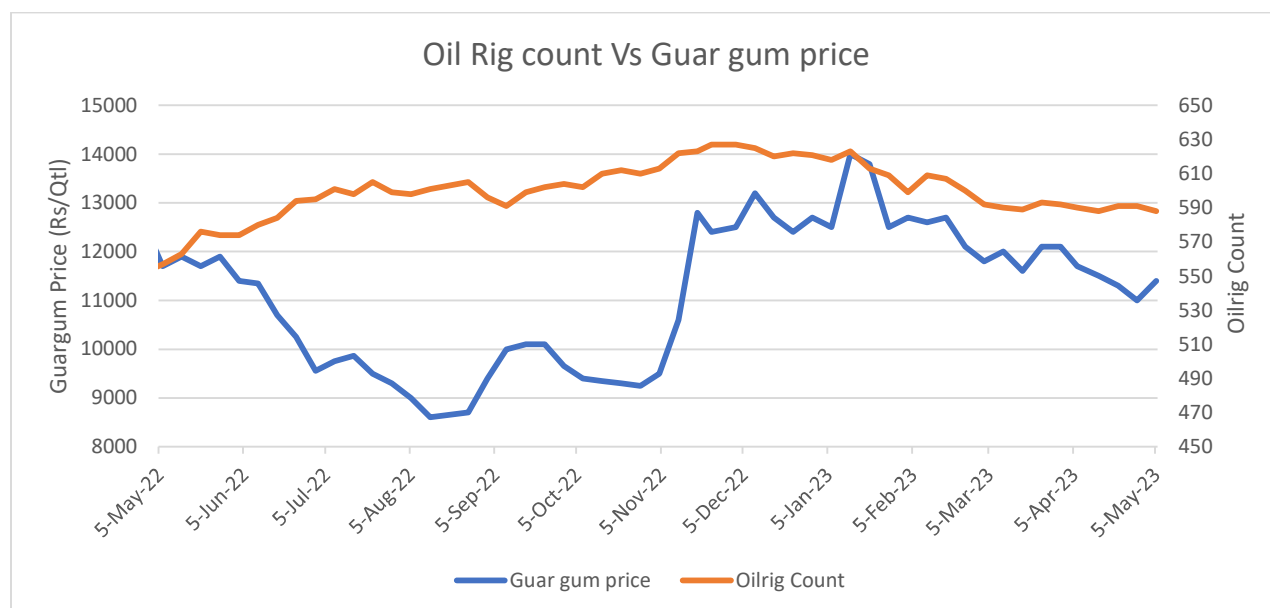
In Rajasthan, the arrivals went up to 1,815 Qtl. Vs 1,770 Qtl. previous day. While in Haryana, the arrivals went down to 1,760 Qtl. Vs 2,010 Qtl. previous day.

Jodhpur Guar seed delivery prices are expected to trade in the range of INR 5,500-6,000/Qtl. and the Guar gum prices are expected to remain in the range of INR 11,000-12,000/Qtl. in near term amid the steady sentiments in the market.



Oilrig Count

As on 05th May '2023, as per data released by Baker Hughes, the number of oilrigs decreased by 3 from 591 to 588 in USA during the week as compared to previous week.



WTI Crude Oil

WTI Crude oil 9th May '23	% Change
09th May '23	0.98%
1 Week	1.58%
Month till date	-5.57%

Guar Exports: March 2023

Guar Split Exports: India's guar split exports went down in the month of Mar '2023 by 32% to 3,010 tonnes compared to 4,420 tonnes in Feb '23 at an average FoB of US \$1,646 per tonne in the month of Mar '23 compared to US

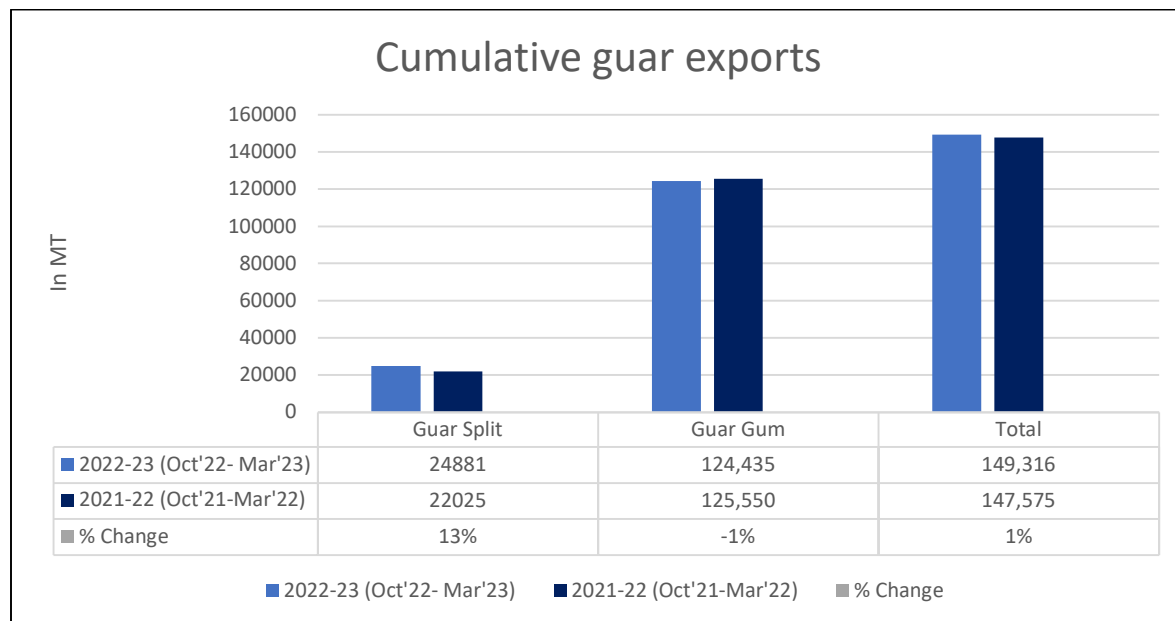
\$1,843 per tonne previous month. The guar split shipments went down by 25% in Mar '23 compared to the same period last year. Of the total exported quantity, 2,560 tonnes bought by China, US 200 tonnes, Netherlands 180 tonnes, Switzerland 60 tonnes and Italy 10 tonnes.

COUNTRIES	Guar Split Exported in Mar '23 (MT)	% Share
CHINA	2560	85.05%
ITALY	10	0.33%
NETHERLANDS	180	5.98%
SWITZERLAND	60	1.99%
USA	200	6.64%
TOTAL	3010	100%

Guar Gum Exports: India's guar gum exports increased in the month of March 2023 by 2.7% to 19,001 tonnes compared to 18,488 tonnes during February at an average FoB of US \$1,554 per tonne in the month of Mar '2023 as compared to US \$1,558 per tonne previous month. Further, the gum shipments went up by 8% in Mar '2023 as compared to the corresponding year. Out of the total exported quantity, around 3,051 tonnes bought by USA, Russia bought 2,980 tonnes, China 2,069, Germany 1,888 tonnes, Canada 1,181 tonnes, Australia 828 tonnes and Italy 816 tonnes.

COUNTRIES	Guar Gum Exported in Mar '23(MT)	Guar Gum export (% Share)
USA	3051	16.06%
RUSSIA	2980	15.68%
CHINA	2069	10.89%
GERMANY	1888	9.94%
CANADA	1181	6.21%
AUSTRALIA	828	4.36%
ITALY	816	4.29%
TURKEY	594	3.13%
NETHERLANDS	594	3.13%
INDONESIA	508	2.67%
THAILAND	425	2.24%
ARGENTINA	402	2.12%
BRAZIL	346	1.82%
FRANCE	323	1.70%
ALGERIA	320	1.68%
OTHERS	2676	14.09%
TOTAL	19001	100%

Total Cumulative Guar Exports: In the Oct '22- Mar '23 Guar exports went up by 1% to 1.49 Lakh tonnes as compared to 1.47 Lakh tonnes previous year same period. Guar Gum went down by 1% while guar split went up by 13%.



NCDEX Futures Market

NCDEX-FUTURES MARKET – Guar Seed									
Contract	% chg	Open	High	Low	Close	Volume	Change	OI	Change
May-23	-0.75	5,764	5,808	5,711	5,721	9,720	-1490	14655	-3645
Jun-23	-0.79	5,838	5,870	5,775	5,780	26,860	-3320	58420	2645

NCDEX-FUTURES MARKET- Guar Gum									
Contract	% chg	Open	High	Low	Close	Volume	Change	OI	Change
May-23	-0.34	11643	11790	11410	11613	4895	-875	8875	-2495
Jun-23	-0.26	11837	11936	11705	11764	14820	-245	42185	2585



Guar seed Stock Position:			
Stocks	Demat	In-Process	Total
	08-May-23	08-May-23	08-May-23
Bikaner	25357	0	25357
Deesa	0	0	0
Sri Ganganagar	927	0	927
Jodhpur	1445	0	1445
Nokha	0	0	0

Guar Gum Stock Position:			
Stocks	Demat	In-Process	Total
	08-May-23	08-May-23	08-May-23
Deesa	75	0	75
Bikaner	3104	0	3104
Jodhpur	16299	229	16528
Nokha	1103	40	1143
Sri Ganganagar	20	0	20

Churi and Korma Prices:		09-May-23
Commodity	Centre	Rs. /75 kg.
Churi	Jodhpur	2400
Korma	Jodhpur	3113

Guar seed EDD:					
	10-May-23	10-Jun-23	10-Jul-23	10-Aug-23	10-Sep-23
Bikaner	60	60	248	3956	1653
Deesa	-	-	-	-	-
Sri Ganganagar	-	-	70	161	369

Jodhpur	-	-	30	582	179
Nokha	-	-	-	-	-

Guar Gum EDD:					
	10-May-23	10-Jun-23	10-Jul-23	10-Aug-23	10-Sep-23
Deesa	-	-	-	-	75
Bikaner	-	50	624	378	329
Jodhpur	129	969	875	2845	5154
Nokha	10	-	40	340	344
Sri Ganganagar	-	-	20	-	-

Guar Seed Prices at Key Spot Markets:					
Commodity	District	Centre	Prices (Rs/Qtl)		Change
Guar Seed			9-May-23	8-May-23	
Rajasthan	Jodhpur	Jodhpur (Loose)	5525	5525	Unch
		Jodhpur (Delivery)	5801	5801	Unch
	Sri-Ganganagar	Sri-Ganganagar (Loose)	5440	5300	140
		Sri-Ganganagar (Delivery)	5590	5450	140
		Rawla (Loose)	5350	5450	-100
		Gharsana (Loose)	5550	5450	100
		Raisinghnagar (Loose)	5500	5500	Unch
	Bikaner	Bikaner (Loose)	5575	5550	25
		Bikaner (Delivery)	5854	5828	26
		Nokha (Loose)	5550	5575	-25
		Nokha (Delivery)	5828	5854	-26
		Khajuwala (Loose)	5600	5500	100
		Khajuwala (Delivery)	5880	5775	105
		Lunkaransar (Loose)	5500	5525	-25
	Hanumangarh	Hanumangarh (Loose)	5400	5400	Unch
		Hanumangarh (Delivery)	5670	5670	Unch
		Nohar (Loose)	NA	NA	-
		Pilibanga (Loose)	5350	5350	Unch
	Nagaur	Nagaur (Loose)	5570	5500	70



	Churu	Churu (Delivery)	5700	5700	Unch
	Alwar	Alwar (Loose)	5400	5400	Unch
Haryana	Hisar	Adampur (Loose)	5450	5350	100
		Adampur (Delivery)	5723	5618	105
	Bhiwani	Bhiwani (Delivery)	NR	NR	-
		Siwani (Loose)	5750	5725	25
	Sirsa	Sirsa (Loose)	5435	5450	-15
		Dhabwali (Loose)	5375	5350	25
		Dhabwali (Delivery)	5644	5618	26
		Ellanabad (Loose)	5375	5350	25
	Fatehabad	Fatehabad (Loose)	5400	5300	100
Gujarat	Banaskantha	Deesa (Loose)	5600	5600	Unch
	Patan	Patan (Loose)	5585	NA	-
	Rajkot	Rajkot (Loose)	5600	NA	-
	Jamnagar	Dhrol (Loose)	NA	NA	-
Madhya Pradesh	Gwalior	Dabra (Loose)	NA	NA	-
Guar Gum					
Rajasthan	Jodhpur	Jodhpur	11900	11700	200
	Alwar	Alwar	11800	11800	Unch
	Hanumangarh	Nohar	NA	NA	-
Haryana	Bhiwani	Bhiwani	NR	NR	-
	Sirsa	Sirsa	11600	11600	Unch
		Dhabwali	11200	11100	100
		Ellanabad	11600	11100	500
	Fatehabad	Fatehabad	11800	11700	100

Guar Seed Arrivals in Key Centers					
Commodity	District	Centre	Arrivals (Quintals)		Change
Guar Seed			9-May-23	8-May-23	
Rajasthan	Jodhpur	Jodhpur	NA	NA	-
	Sri-Ganganagar	Sri-Ganganagar	150	100	50
		Rawla	NA	NA	-
		Gharsana	NA	100	-
		Raisinghnagar	NA	NA	-
	Bikaner	Bikaner	700	500	200
		Nokha	400	400	Unch
		Khajuwala	150	150	Unch
		Lunkaransar	200	300	-100
	Hanumangarh	Hanumangarh	20	40	-20

		Nohar	NA	NA	-
		Pilibanga	40	70	-30
	Nagaur	Nagaur	155	110	45
	Churu	Churu	NA	NA	-
	Alwar	Alwar	NA	NA	-
Haryana	Hisar	Adampur	900	600	300
	Bhiwani	Bhiwani	NR	NR	-
		Siwani	400	500	-100
	Sirsa	Sirsa	400	850	-450
		Dhabwali	30	30	Unch
		Ellanabad	30	30	Unch
	Fatehabad	Fatehabad	NA	NA	-
Gujarat	Banaskantha	Deesa	NA	NA	-
	Patan	Patan	11	NA	-
	Rajkot	Rajkot	110	NA	-
	Jamnagar	Dhrol	NA	NA	-
Madhya Pradesh	Gwalior	Dabra	NA	NA	-
Total Arrivals/Above Markets			3696	3780	-84

Disclaimer

The information and opinions contained in the document have been compiled from sources believed to be reliable. The company does not warrant its accuracy, completeness and correctness. Use of data and information contained in this report is at your own risk. This document is not, and should not be construed as, an offer to sell or solicitation to buy any commodities. This document may not be reproduced, distributed or published, in whole or in part, by any recipient hereof for any purpose without prior permission from the Company. IASL and its affiliates and/or their officers, directors and employees may have positions in any commodities mentioned in this document (or in any related investment) and may from time to time add to or dispose of any such commodities (or investment). Please see the detailed disclaimer at <http://www.agriwatch.com/Disclaimer.asp> © 2023 Indian Agribusiness Systems Limited.