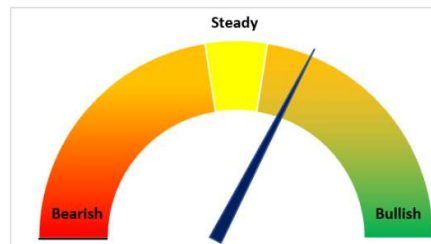


Today's Update

Today, Guar seed Jodhpur delivery prices remained same as the previous day at INR 5,801. In other markets too, guar seed traded with steady sentiments. The Guar gum Jodhpur price also remained steady at INR 11,900 as compared to the previous day.

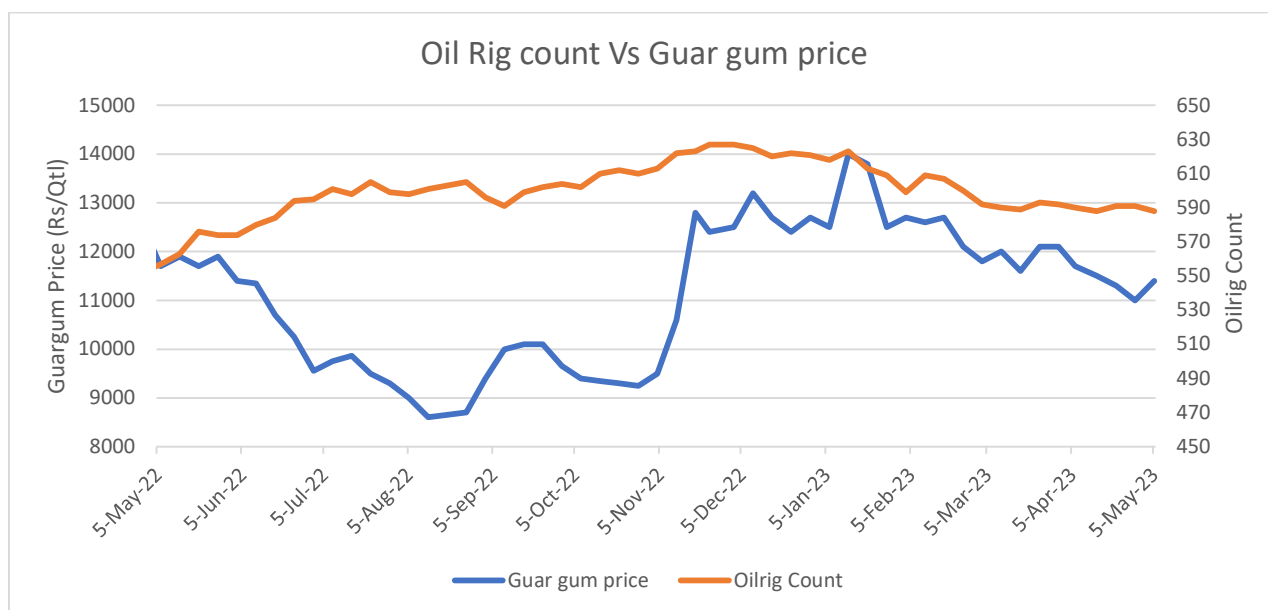
In Rajasthan, the arrivals went down to 1,780 Qtl. Vs 1,815 Qtl. previous day. While in Haryana, the arrivals went up to 1,960 Qtl. Vs 1,760 Qtl. previous day.

Jodhpur Guar seed delivery prices are expected to trade in the range of INR 5,500-6,000/Qtl. and the Guar gum prices are expected to remain in the range of INR 11,000-12,000/Qtl. in near term amid the steady sentiments in the market.



Oilrig Count

As on 05th May '2023, as per data released by Baker Hughes, the number of oilrigs decreased by 3 from 591 to 588 in USA during the week as compared to previous week.



WTI Crude Oil

WTI Crude oil 10th May '23	% Change
10th May '23	0.98%
1 Week	1.58%
Month till date	-5.57%

Guar Exports: March 2023

Guar Split Exports: India's guar split exports went down in the month of Mar '2023 by 32% to 3,010 tonnes compared to 4,420 tonnes in Feb '23 at an average FoB of US \$1,646 per tonne in the month of Mar '23 compared to US

\$1,843 per tonne previous month. The guar split shipments went down by 25% in Mar '23 compared to the same period last year. Of the total exported quantity, 2,560 tonnes bought by China, US 200 tonnes, Netherlands 180 tonnes, Switzerland 60 tonnes and Italy 10 tonnes.

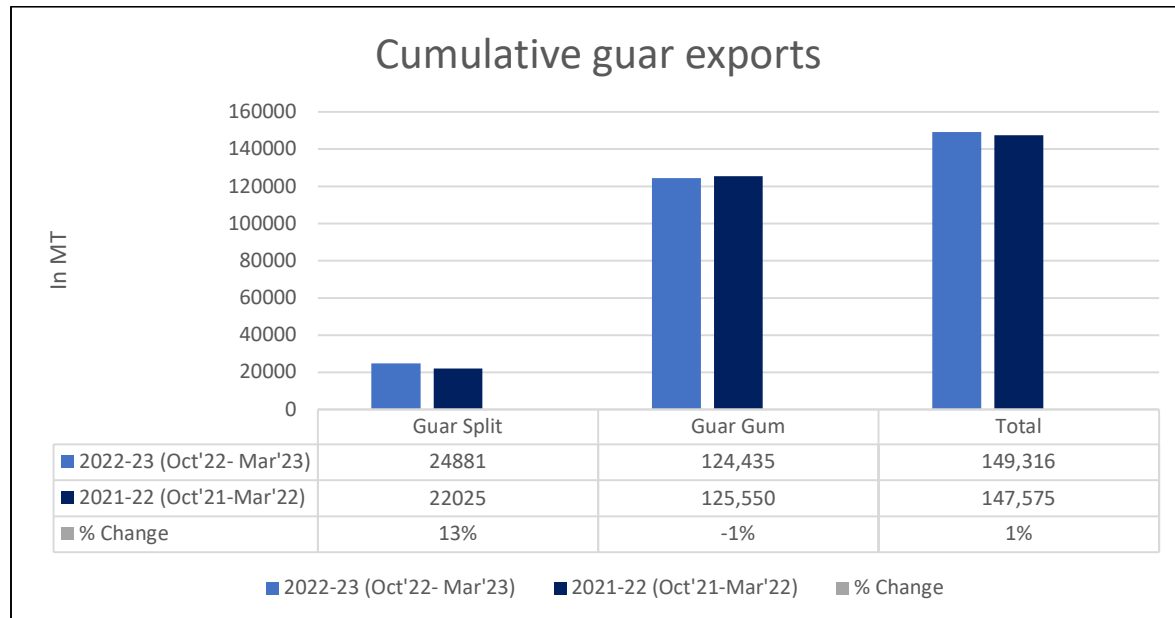
COUNTRIES	Guar Split Exported in Mar '23 (MT)	% Share
CHINA	2560	85.05%
ITALY	10	0.33%
NETHERLANDS	180	5.98%
SWITZERLAND	60	1.99%
USA	200	6.64%
TOTAL	3010	100%

Guar Gum Exports: India's guar gum exports increased in the month of March 2023 by 2.7% to 19,001 tonnes compared to 18,488 tonnes during February at an average FoB of US \$1,554 per tonne in the month of Mar '2023 as compared to US \$1,558 per tonne previous month. Further, the gum shipments went up by 8% in Mar '2023 as compared to the corresponding year. Out of the total exported quantity, around 3,051 tonnes bought by USA, Russia bought 2,980 tonnes, China 2,069, Germany 1,888 tonnes, Canada 1,181 tonnes, Australia 828 tonnes and Italy 816 tonnes.

COUNTRIES	Guar Gum Exported in Mar '23(MT)	Guar Gum export (% Share)
USA	3051	16.06%
RUSSIA	2980	15.68%
CHINA	2069	10.89%
GERMANY	1888	9.94%
CANADA	1181	6.21%
AUSTRALIA	828	4.36%
ITALY	816	4.29%
TURKEY	594	3.13%
NETHERLANDS	594	3.13%
INDONESIA	508	2.67%
THAILAND	425	2.24%
ARGENTINA	402	2.12%
BRAZIL	346	1.82%
FRANCE	323	1.70%
ALGERIA	320	1.68%
OTHERS	2676	14.09%
TOTAL	19001	100%



Total Cumulative Guar Exports: In the Oct '22- Mar '23 Guar exports went up by 1% to 1.49 Lakh tonnes as compared to 1.47 Lakh tonnes previous year same period. Guar Gum went down by 1% while guar split went up by 13%.



NCDEX Futures Market

NCDEX-FUTURES MARKET – Guar Seed									
Contract	% chg	Open	High	Low	Close	Volume	Change	OI	Change
May-23	-0.75	5,764	5,808	5,711	5,721	9,720	-1490	14655	-3645
Jun-23	-0.79	5,838	5,870	5,775	5,780	26,860	-3320	58420	2645

NCDEX-FUTURES MARKET- Guar Gum									
Contract	% chg	Open	High	Low	Close	Volume	Change	OI	Change
May-23	-0.34	11643	11790	11410	11613	4895	-875	8875	-2495
Jun-23	-0.26	11837	11936	11705	11764	14820	-245	42185	2585



Guar seed Stock Position:			
Stocks	Demat	In-Process	Total
	09-May-23	09-May-23	09-May-23
Bikaner	25357	0	25357
Deesa	0	0	0
Sri Ganganagar	927	0	927
Jodhpur	1445	0	1445
Nokha	0	0	0

Guar Gum Stock Position:			
Stocks	Demat	In-Process	Total
	09-May-23	09-May-23	09-May-23
Deesa	75	0	75
Bikaner	3104	0	3104
Jodhpur	16299	229	16528
Nokha	1103	40	1143
Sri Ganganagar	20	0	20

Churi and Korma Prices:		10-May-23
Commodity	Centre	Rs. /75 kg.
Churi	Jodhpur	2400
Korma	Jodhpur	3113

Guar seed EDD:					
	10-May-23	10-Jun-23	10-Jul-23	10-Aug-23	10-Sep-23
Bikaner	60	60	248	3956	1653
Deesa	-	-	-	-	-
Sri Ganganagar	-	-	70	161	369



Jodhpur	-	-	30	582	179
Nokha	-	-	-	-	-

Guar Gum EDD:					
	10-May-23	10-Jun-23	10-Jul-23	10-Aug-23	10-Sep-23
Deesa	-	-	-	-	75
Bikaner	-	50	624	378	329
Jodhpur	129	969	875	2845	5154
Nokha	10	-	40	340	344
Sri Ganganagar	-	-	20	-	-

Guar Seed Prices at Key Spot Markets:					
Commodity	District	Centre	Prices (Rs/Qtl)		Change
Guar Seed			10-May-23	9-May-23	
Rajasthan	Jodhpur	Jodhpur (Loose)	5525	5525	Unch
		Jodhpur(Delivery)	5801	5801	Unch
	Sri-Ganganagar	Sri-Ganganagar(Loose)	5470	5440	30
		Sri-Ganganagar (Delivery)	5620	5590	30
		Rawla (Loose)	5375	5590	-215
		Gharsana (Loose)	5550	5590	-40
		Raisinghnagar (Loose)	5500	5500	Unch
	Bikaner	Bikaner (Loose)	5550	5575	-25
		Bikaner (Delivery)	5828	5854	-26
		Nokha(Loose)	5550	5550	Unch
		Nokha (Delivery)	5828	5828	Unch
		Khajuwala (Loose)	5600	5600	Unch
		Khajuwala (Delivery)	5880	5880	Unch
		Lunkaransar (Loose)	5550	5500	50
	Hanumangarh	Hanumangarh (Loose)	5400	5400	Unch
		Hanumangarh (Delivery)	5670	5670	Unch
		Nohar (Loose)	NA	NA	-
		Pilibanga (Loose)	5400	5350	50
	Nagaur	Nagaur (Loose)	5550	5570	-20



	Churu	Churu (Delivery)	5700	5700	Unch
	Alwar	Alwar (Loose)	5400	5400	Unch
Haryana	Hisar	Adampur (Loose)	5425	5450	-25
		Adampur (Delivery)	5696	5723	-26
	Bhiwani	Bhiwani (Delivery)	5700	NR	-
		Siwani (Loose)	5750	5750	Unch
	Sirsa	Sirsa (Loose)	5450	5435	15
		Dhabwali (Loose)	5375	5375	Unch
		Dhabwali (Delivery)	5644	5644	Unch
		Ellanabad (Loose)	5375	5375	Unch
	Fatehabad	Fatehabad (Loose)	5450	5400	50
Gujarat	Banaskantha	Deesa (Loose)	5600	5600	Unch
	Patan	Patan (Loose)	NA	5585	-
	Rajkot	Rajkot (Loose)	5635	5600	35
	Jamnagar	Dhrol (Loose)	NA	NA	-
Madhya Pradesh	Gwalior	Dabra (Loose)	NA	NA	-
Guar Gum					
Rajasthan	Jodhpur	Jodhpur	11900	11900	Unch
	Alwar	Alwar	11800	11800	Unch
	Hanumangarh	Nohar	NA	NA	-
Haryana	Bhiwani	Bhiwani	11400	NR	-
	Sirsa	Sirsa	11600	11600	Unch
		Dhabwali	11200	11200	Unch
		Ellanabad	11600	11600	Unch
	Fatehabad	Fatehabad	11900	11800	100

Guar Seed Arrivals in Key Centers					
Commodity	District	Centre	Arrivals (Quintals)		Change
Guar Seed			10-May-23	9-May-23	
Rajasthan	Jodhpur	Jodhpur	NA	NA	-
	Sri-Ganganagar	Sri-Ganganagar	250	150	100
		Rawla	NA	NA	-
		Gharsana	NA	NA	-
		Raisinghnagar	NA	NA	-
	Bikaner	Bikaner	700	700	Unch
		Nokha	300	400	-100
		Khajuwala	200	150	50
		Lunkaransar	250	200	50
	Hanumangarh	Hanumangarh	40	20	20

		Nohar	NA	NA	-
		Pilibanga	40	40	Unch
	Nagaur	Nagaur	NA	155	-
	Churu	Churu	NA	NA	-
	Alwar	Alwar	NA	NA	-
Haryana	Hisar	Adampur	800	900	-100
	Bhiwani	Bhiwani	200	NR	-
		Siwani	450	400	50
	Sirsa	Sirsa	450	400	50
		Dhabwali	30	30	Unch
		Ellanabad	30	30	Unch
	Fatehabad	Fatehabad	NA	NA	-
Gujarat	Banaskantha	Deesa	NA	NA	-
	Patan	Patan	NA	11	-
	Rajkot	Rajkot	80	110	-30
	Jamnagar	Dhrol	NA	NA	-
Madhya Pradesh	Gwalior	Dabra	NA	NA	-
Total Arrivals/Above Markets			3820	3696	124

Disclaimer

The information and opinions contained in the document have been compiled from sources believed to be reliable. The company does not warrant its accuracy, completeness and correctness. Use of data and information contained in this report is at your own risk. This document is not, and should not be construed as, an offer to sell or solicitation to buy any commodities. This document may not be reproduced, distributed or published, in whole or in part, by any recipient hereof for any purpose without prior permission from the Company. IASL and its affiliates and/or their officers, directors and employees may have positions in any commodities mentioned in this document (or in any related investment) and may from time to time add to or dispose of any such commodities (or investment). Please see the detailed disclaimer at <http://www.agriwatch.com/Disclaimer.asp> © 2023 Indian Agribusiness Systems Limited.