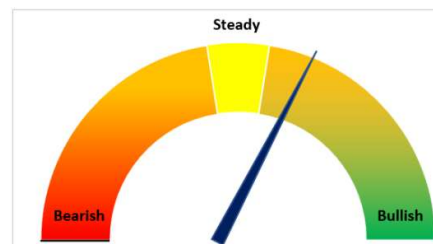


Today's Update

Today, Guar seed Jodhpur delivery prices went down marginally by 0.9% at INR 5,749 as compared to the previous day at INR 5,801. While in other markets, guar seed traded with mixed sentiments. The Guar gum Jodhpur price also went down by 1.7% at INR 11,700 as compared to the previous day at INR 11,900.

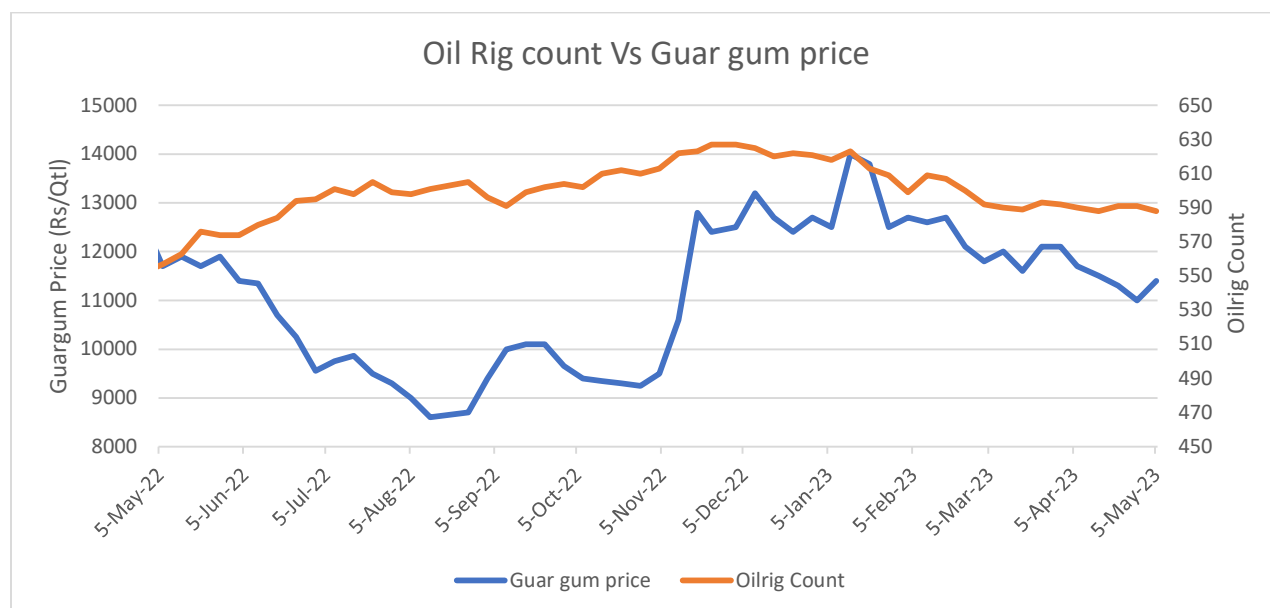


In Rajasthan, the arrivals went down to 1,775 Qtl. Vs 1,780 Qtl. previous day. While in Haryana, the arrivals went up to 2,210 Qtl. Vs 1,960 Qtl. previous day.

Jodhpur Guar seed delivery prices are expected to trade in the range of INR 5,500-6,000/Qtl. and the Guar gum prices are expected to remain in the range of INR 11,000-12,000/Qtl. in near term amid the steady sentiments in the market.

Oilrig Count

As on 05th May '2023, as per data released by Baker Hughes, the number of oilrigs decreased by 3 from 591 to 588 in USA during the week as compared to previous week.



WTI Crude Oil

WTI Crude oil 11th May '23	% Change
11th May '23	-0.69%
1 Week	1.32%
Month till date	-6.02%

Guar Exports: March 2023

Guar Split Exports: India's guar split exports went down in the month of Mar '2023 by 32% to 3,010 tonnes compared to 4,420 tonnes in Feb '23 at an average FoB of US \$1,646 per tonne in the month of Mar '23 compared to US

\$1,843 per tonne previous month. The guar split shipments went down by 25% in Mar '23 compared to the same period last year. Of the total exported quantity, 2,560 tonnes bought by China, US 200 tonnes, Netherlands 180 tonnes, Switzerland 60 tonnes and Italy 10 tonnes.

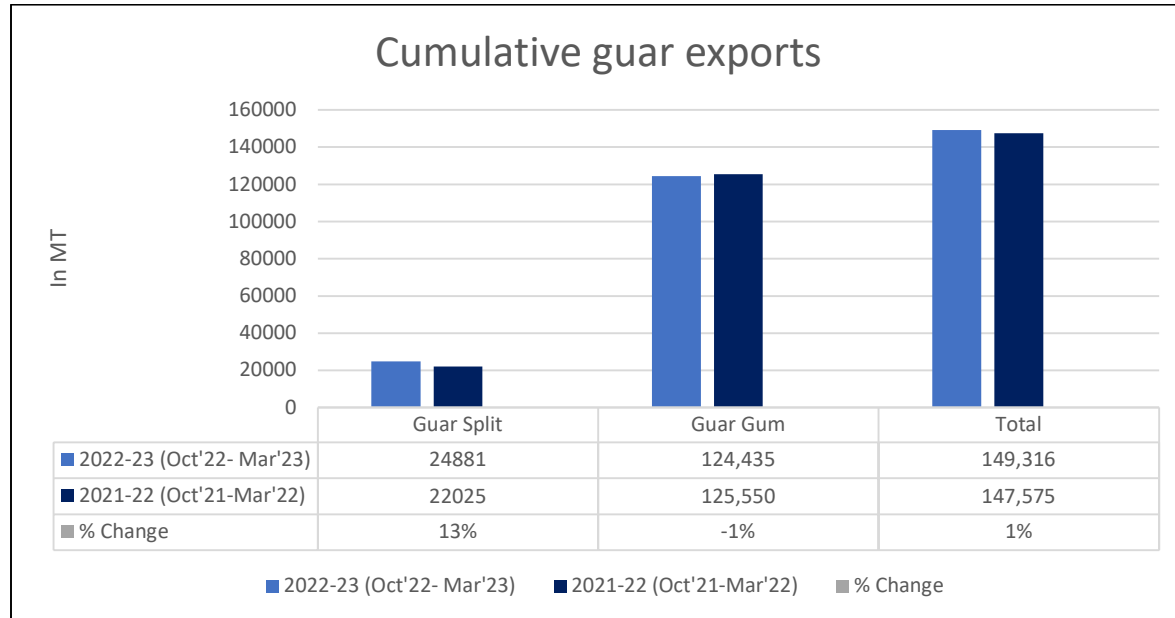
COUNTRIES	Guar Split Exported in Mar '23 (MT)	% Share
CHINA	2560	85.05%
ITALY	10	0.33%
NETHERLANDS	180	5.98%
SWITZERLAND	60	1.99%
USA	200	6.64%
TOTAL	3010	100%

Guar Gum Exports: India's guar gum exports increased in the month of March 2023 by 2.7% to 19,001 tonnes compared to 18,488 tonnes during February at an average FoB of US \$1,554 per tonne in the month of Mar '2023 as compared to US \$1,558 per tonne previous month. Further, the gum shipments went up by 8% in Mar '2023 as compared to the corresponding year. Out of the total exported quantity, around 3,051 tonnes bought by USA, Russia bought 2,980 tonnes, China 2,069, Germany 1,888 tonnes, Canada 1,181 tonnes, Australia 828 tonnes and Italy 816 tonnes.

COUNTRIES	Guar Gum Exported in Mar '23(MT)	Guar Gum export (% Share)
USA	3051	16.06%
RUSSIA	2980	15.68%
CHINA	2069	10.89%
GERMANY	1888	9.94%
CANADA	1181	6.21%
AUSTRALIA	828	4.36%
ITALY	816	4.29%
TURKEY	594	3.13%
NETHERLANDS	594	3.13%
INDONESIA	508	2.67%
THAILAND	425	2.24%
ARGENTINA	402	2.12%
BRAZIL	346	1.82%
FRANCE	323	1.70%
ALGERIA	320	1.68%
OTHERS	2676	14.09%
TOTAL	19001	100%



Total Cumulative Guar Exports: In the Oct '22- Mar '23 Guar exports went up by 1% to 1.49 Lakh tonnes as compared to 1.47 Lakh tonnes previous year same period. Guar Gum went down by 1% while guar split went up by 13%.



NCDEX Futures Market

NCDEX-FUTURES MARKET – Guar Seed									
Contract	% chg	Open	High	Low	Close	Volume	Change	OI	Change
May-23	-0.75	5,764	5,808	5,711	5,721	9,720	-1490	14655	-3645
Jun-23	-0.79	5,838	5,870	5,775	5,780	26,860	-3320	58420	2645

NCDEX-FUTURES MARKET- Guar Gum									
Contract	% chg	Open	High	Low	Close	Volume	Change	OI	Change
May-23	-0.34	11643	11790	11410	11613	4895	-875	8875	-2495
Jun-23	-0.26	11837	11936	11705	11764	14820	-245	42185	2585



Guar seed Stock Position:			
Stocks	Demat	In-Process	Total
	10-May-23	10-May-23	10-May-23
Bikaner	25357	0	25357
Deesa	0	0	0
Sri Ganganagar	927	0	927
Jodhpur	1445	0	1445
Nokha	0	0	0

Guar Gum Stock Position:			
Stocks	Demat	In-Process	Total
	10-May-23	10-May-23	10-May-23
Deesa	75	0	75
Bikaner	3104	0	3104
Jodhpur	16299	229	16528
Nokha	1103	40	1143
Sri Ganganagar	20	0	20

Churi and Korma Prices:		11-May-23
Commodity	Centre	Rs. /75 kg.
Churi	Jodhpur	2400
Korma	Jodhpur	3113

Guar seed EDD:					
	10-May-23	10-Jun-23	10-Jul-23	10-Aug-23	10-Sep-23
Bikaner	60	60	248	3956	1653
Deesa	-	-	-	-	-
Sri Ganganagar	-	-	70	161	369

Jodhpur	-	-	30	582	179
Nokha	-	-	-	-	-

Guar Gum EDD:					
	10-May-23	10-Jun-23	10-Jul-23	10-Aug-23	10-Sep-23
Deesa	-	-	-	-	75
Bikaner	-	50	624	378	329
Jodhpur	129	969	875	2845	5154
Nokha	10	-	40	340	344
Sri Ganganagar	-	-	20	-	-

Guar Seed Prices at Key Spot Markets:					
Commodity	District	Centre	Prices (Rs/Qtl)		Change
Guar Seed			11-May-23	10-May-23	
Rajasthan	Jodhpur	Jodhpur (Loose)	5475	5525	-50
		Jodhpur(Delivery)	5749	5801	-53
	Sri-Ganganagar	Sri-Ganganagar(Loose)	5500	5470	30
		Sri-Ganganagar (Delivery)	5650	5620	30
		Rawla (Loose)	5400	5620	-220
		Gharsana (Loose)	5450	5620	-170
		Raisinghnagar (Loose)	5500	5500	Unch
	Bikaner	Bikaner (Loose)	5550	5550	Unch
		Bikaner (Delivery)	5828	5828	Unch
		Nokha(Loose)	5550	5550	Unch
		Nokha (Delivery)	5828	5828	Unch
		Khajuwala (Loose)	5600	5600	Unch
		Khajuwala (Delivery)	5880	5880	Unch
		Lunkaransar (Loose)	5550	5550	Unch
	Hanumangarh	Hanumangarh (Loose)	5400	5400	Unch
		Hanumangarh (Delivery)	5670	5670	Unch
		Nohar (Loose)	NA	NA	-
		Pilibanga (Loose)	5400	5400	Unch
	Nagaur	Nagaur (Loose)	5525	5550	-25



	Churu	Churu (Delivery)	5700	5700	Unch
	Alwar	Alwar (Loose)	5400	5400	Unch
Haryana	Hisar	Adampur (Loose)	5500	5425	75
		Adampur (Delivery)	5775	5696	79
	Bhiwani	Bhiwani (Delivery)	5650	5700	-50
		Siwani (Loose)	5700	5750	-50
	Sirsa	Sirsa (Loose)	5420	5450	-30
		Dhabwali (Loose)	5400	5375	25
		Dhabwali (Delivery)	5670	5644	26
		Ellanabad (Loose)	5400	5375	25
	Fatehabad	Fatehabad (Loose)	5450	5450	Unch
Gujarat	Banaskantha	Deesa (Loose)	NA	5600	-
	Patan	Patan (Loose)	NA	NA	-
	Rajkot	Rajkot (Loose)	5700	5635	65
	Jamnagar	Dhrol (Loose)	NA	NA	-
Madhya Pradesh	Gwalior	Dabra (Loose)	NA	NA	-
Guar Gum					
Rajasthan	Jodhpur	Jodhpur	11700	11900	-200
	Alwar	Alwar	11700	11800	-100
	Hanumangarh	Nohar	NA	NA	-
Haryana	Bhiwani	Bhiwani	11150	11400	-250
	Sirsa	Sirsa	11500	11600	-100
		Dhabwali	11300	11200	100
		Ellanabad	11600	11600	Unch
	Fatehabad	Fatehabad	11700	11900	-200

Guar Seed Arrivals in Key Centers					
Commodity	District	Centre	Arrivals (Quintals)		Change
Guar Seed			11-May-23	10-May-23	
Rajasthan	Jodhpur	Jodhpur	NA	NA	-
	Sri-Ganganagar	Sri-Ganganagar	100	250	-150
		Rawla	NA	NA	-
		Gharsana	150	NA	-
		Raisinghnagar	NA	NA	-
	Bikaner	Bikaner	500	700	-200
		Nokha	350	300	50
		Khajuwala	150	200	-50
		Lunkaransar	300	250	50
	Hanumangarh	Hanumangarh	20	40	-20

		Nohar	NA	NA	-
		Pilibanga	40	40	Unch
	Nagaur	Nagaur	165	NA	-
	Churu	Churu	NA	NA	-
	Alwar	Alwar	NA	NA	-
Haryana	Hisar	Adampur	1000	800	200
	Bhiwani	Bhiwani	250	200	50
		Siwani	400	450	-50
	Sirsa	Sirsa	500	450	50
		Dhabwali	30	30	Unch
		Ellanabad	30	30	Unch
	Fatehabad	Fatehabad	NA	NA	-
Gujarat	Banaskantha	Deesa	NA	NA	-
	Patan	Patan	NA	NA	-
	Rajkot	Rajkot	70	80	-10
	Jamnagar	Dhrol	NA	NA	-
Madhya Pradesh	Gwalior	Dabra	NA	NA	-
Total Arrivals/Above Markets			4055	3820	235

Disclaimer

The information and opinions contained in the document have been compiled from sources believed to be reliable. The company does not warrant its accuracy, completeness and correctness. Use of data and information contained in this report is at your own risk. This document is not, and should not be construed as, an offer to sell or solicitation to buy any commodities. This document may not be reproduced, distributed or published, in whole or in part, by any recipient hereof for any purpose without prior permission from the Company. IASL and its affiliates and/or their officers, directors and employees may have positions in any commodities mentioned in this document (or in any related investment) and may from time to time add to or dispose of any such commodities (or investment). Please see the detailed disclaimer at <http://www.agriwatch.com/Disclaimer.asp> © 2023 Indian Agribusiness Systems Limited.