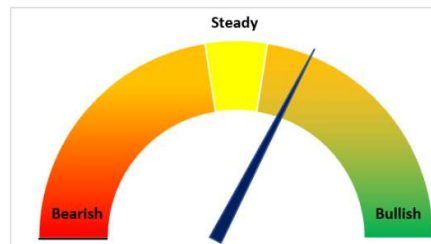


Today's Update

Today, Guar seed Jodhpur delivery prices went up marginally by 0.9% at INR 5,801 as compared to the previous day at INR 5,749. While in other markets, guar seed traded with mixed sentiments. The Guar gum Jodhpur price remained same at INR 11,700 as compared to the previous day.

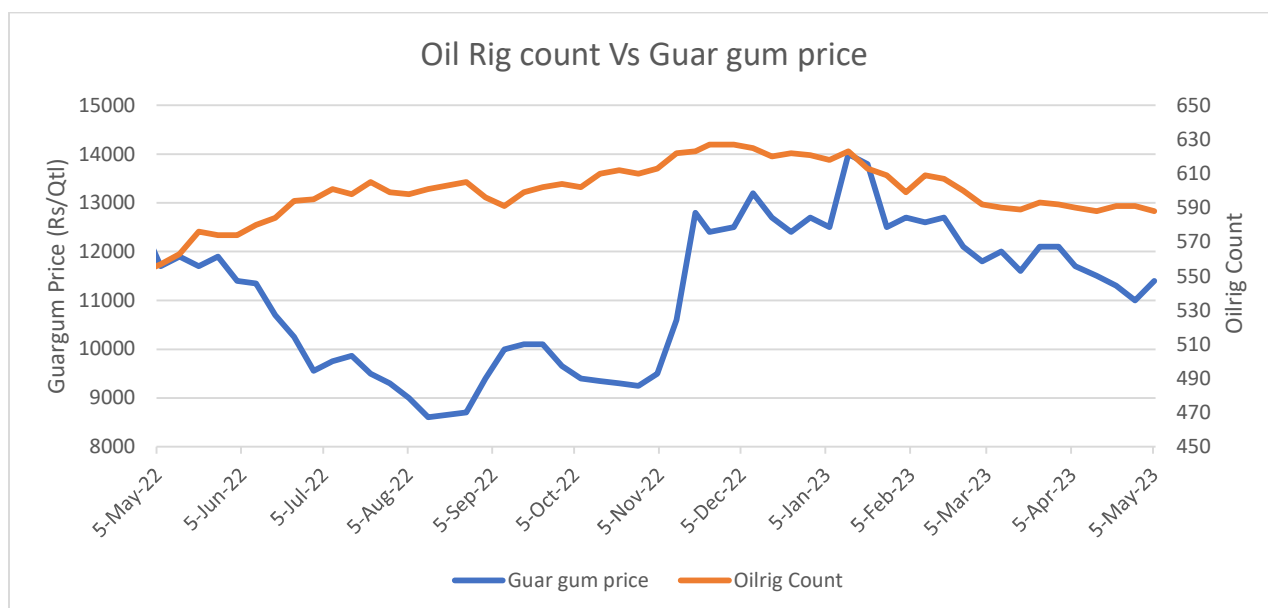
In Rajasthan, the arrivals went down to 1,510 Qtl. Vs 1,775 Qtl. previous day. In Haryana also, the arrivals went down to 2,110 Qtl. Vs 2,210 Qtl. previous day.

Jodhpur Guar seed delivery prices are expected to trade in the range of INR 5,500-6,000/Qtl. and the Guar gum prices are expected to remain in the range of INR 11,000-12,000/Qtl. in near term amid the steady sentiments in the market.



Oilrig Count

As on 05th May '2023, as per data released by Baker Hughes, the number of oilrigs decreased by 3 from 591 to 588 in USA during the week as compared to previous week.



WTI Crude Oil

WTI Crude oil 12th May '23	% Change
12th May '23	1.24%
1 Week	0.22%
Month till date	-6.75%

Guar Exports: March 2023

Guar Split Exports: India's guar split exports went down in the month of Mar '2023 by 32% to 3,010 tonnes compared to 4,420 tonnes in Feb '23 at an average FoB of US \$1,646 per tonne in the month of Mar '23 compared to US

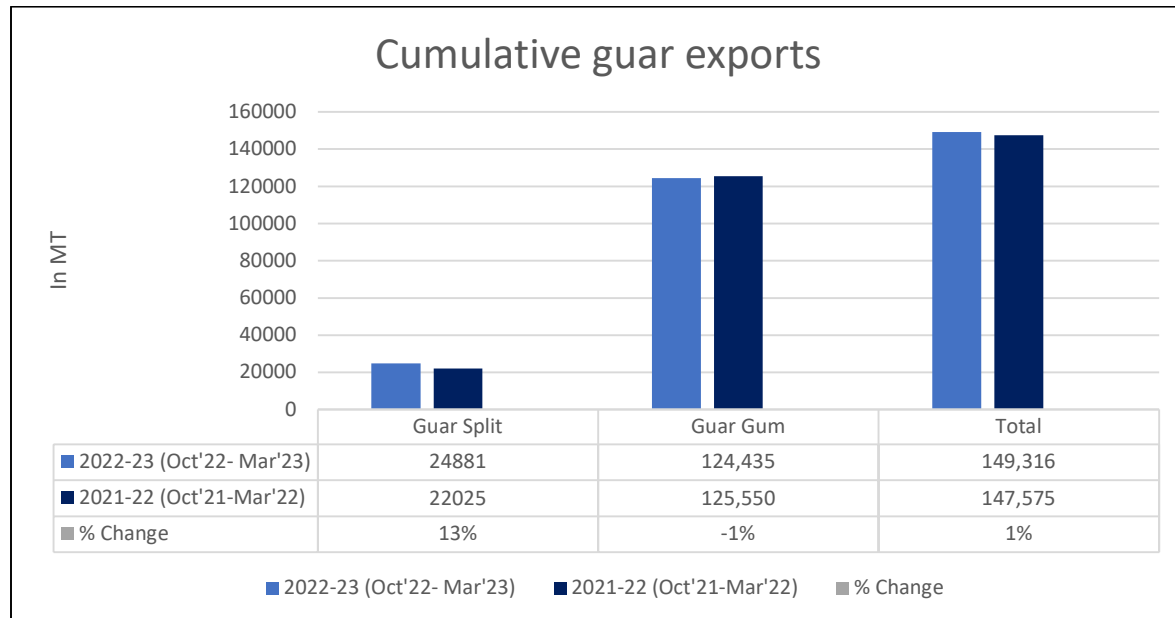
\$1,843 per tonne previous month. The guar split shipments went down by 25% in Mar '23 compared to the same period last year. Of the total exported quantity, 2,560 tonnes bought by China, US 200 tonnes, Netherlands 180 tonnes, Switzerland 60 tonnes and Italy 10 tonnes.

COUNTRIES	Guar Split Exported in Mar '23 (MT)	% Share
CHINA	2560	85.05%
ITALY	10	0.33%
NETHERLANDS	180	5.98%
SWITZERLAND	60	1.99%
USA	200	6.64%
TOTAL	3010	100%

Guar Gum Exports: India's guar gum exports increased in the month of March 2023 by 2.7% to 19,001 tonnes compared to 18,488 tonnes during February at an average FoB of US \$1,554 per tonne in the month of Mar '2023 as compared to US \$1,558 per tonne previous month. Further, the gum shipments went up by 8% in Mar '2023 as compared to the corresponding year. Out of the total exported quantity, around 3,051 tonnes bought by USA, Russia bought 2,980 tonnes, China 2,069, Germany 1,888 tonnes, Canada 1,181 tonnes, Australia 828 tonnes and Italy 816 tonnes.

COUNTRIES	Guar Gum Exported in Mar '23(MT)	Guar Gum export (% Share)
USA	3051	16.06%
RUSSIA	2980	15.68%
CHINA	2069	10.89%
GERMANY	1888	9.94%
CANADA	1181	6.21%
AUSTRALIA	828	4.36%
ITALY	816	4.29%
TURKEY	594	3.13%
NETHERLANDS	594	3.13%
INDONESIA	508	2.67%
THAILAND	425	2.24%
ARGENTINA	402	2.12%
BRAZIL	346	1.82%
FRANCE	323	1.70%
ALGERIA	320	1.68%
OTHERS	2676	14.09%
TOTAL	19001	100%

Total Cumulative Guar Exports: In the Oct '22- Mar '23 Guar exports went up by 1% to 1.49 Lakh tonnes as compared to 1.47 Lakh tonnes previous year same period. Guar Gum went down by 1% while guar split went up by 13%.



NCDEX Futures Market

NCDEX-FUTURES MARKET – Guar Seed									
Contract	% chg	Open	High	Low	Close	Volume	Change	OI	Change
May-23	+1.03	5,652	5,732	5,651	5,710	6,440	-3280	3195	-11460
Jun-23	+1.14	5,700	5,793	5,698	5,772	22,495	-4365	68235	9815

NCDEX-FUTURES MARKET- Guar Gum									
Contract	% chg	Open	High	Low	Close	Volume	Change	OI	Change
May-23	-0.34	11643	11790	11410	11613	4895	-875	8875	-2495
Jun-23	-0.26	11837	11936	11705	11764	14820	-245	42185	2585



Guar seed Stock Position:			
Stocks	Demat	In-Process	Total
	11-May-23	11-May-23	11-May-23
Bikaner	25357	0	25357
Deesa	0	0	0
Sri Ganganagar	927	0	927
Jodhpur	1445	0	1445
Nokha	0	0	0

Guar Gum Stock Position:			
Stocks	Demat	In-Process	Total
	11-May-23	11-May-23	11-May-23
Deesa	75	0	75
Bikaner	3104	0	3104
Jodhpur	16299	229	16528
Nokha	1103	40	1143
Sri Ganganagar	20	0	20

Churi and Korma Prices:		12-May-23
Commodity	Centre	Rs. /75 kg.
Churi	Jodhpur	2400
Korma	Jodhpur	3075

Guar seed EDD:					
	10-May-23	10-Jun-23	10-Jul-23	10-Aug-23	10-Sep-23
Bikaner	60	60	248	3956	1653
Deesa	-	-	-	-	-
Sri Ganganagar	-	-	70	161	369

Jodhpur	-	-	30	582	179
Nokha	-	-	-	-	-

Guar Gum EDD:					
	10-May-23	10-Jun-23	10-Jul-23	10-Aug-23	10-Sep-23
Deesa	-	-	-	-	75
Bikaner	-	50	624	378	329
Jodhpur	129	969	875	2845	5154
Nokha	10	-	40	340	344
Sri Ganganagar	-	-	20	-	-

Guar Seed Prices at Key Spot Markets:					
Commodity	District	Centre	Prices (Rs/Qtl)		Change
Guar Seed			12-May-23	11-May-23	
Rajasthan	Jodhpur	Jodhpur (Loose)	5525	5475	50
		Jodhpur (Delivery)	5801	5749	53
	Sri-Ganganagar	Sri-Ganganagar (Loose)	5465	5500	-35
		Sri-Ganganagar (Delivery)	5615	5650	-35
		Rawla (Loose)	5400	5650	-250
		Gharsana (Loose)	5450	5650	-200
		Raisinghnagar (Loose)	5500	5500	Unch
	Bikaner	Bikaner (Loose)	5500	5550	-50
		Bikaner (Delivery)	5775	5828	-53
		Nokha(Loose)	5550	5550	Unch
		Nokha (Delivery)	5828	5828	Unch
		Khajuwala (Loose)	5500	5600	-100
		Khajuwala (Delivery)	5775	5880	-105
		Lunkaransar (Loose)	5550	5550	Unch
	Hanumangarh	Hanumangarh (Loose)	5400	5400	Unch
		Hanumangarh (Delivery)	5670	5670	Unch
		Nohar (Loose)	NA	NA	-
		Pilibanga (Loose)	5400	5400	Unch
	Nagaur	Nagaur (Loose)	5525	5525	Unch



	Churu	Churu (Delivery)	5700	5700	Unch
	Alwar	Alwar (Loose)	5200	5400	-200
Haryana	Hisar	Adampur (Loose)	5400	5500	-100
		Adampur (Delivery)	5670	5775	-105
	Bhiwani	Bhiwani (Delivery)	5600	5650	-50
		Siwani (Loose)	5700	5700	Unch
	Sirsa	Sirsa (Loose)	5400	5420	-20
		Dhabwali (Loose)	5400	5400	Unch
		Dhabwali (Delivery)	5670	5670	Unch
		Ellanabad (Loose)	5400	5400	Unch
	Fatehabad	Fatehabad (Loose)	5300	5450	-150
Gujarat	Banaskantha	Deesa (Loose)	NA	NA	-
	Patan	Patan (Loose)	5395	NA	-
	Rajkot	Rajkot (Loose)	5650	5700	-50
	Jamnagar	Dhrol (Loose)	5445	NA	-
Madhya Pradesh	Gwalior	Dabra (Loose)	NA	NA	-
Guar Gum					
Rajasthan	Jodhpur	Jodhpur	11700	11700	Unch
	Alwar	Alwar	11800	11700	100
	Hanumangarh	Nohar	NA	NA	-
Haryana	Bhiwani	Bhiwani	11110	11150	-40
	Sirsa	Sirsa	11400	11500	-100
		Dhabwali	11300	11300	Unch
		Ellanabad	11700	11600	100
	Fatehabad	Fatehabad	11600	11700	-100

Guar Seed Arrivals in Key Centers					
Commodity	District	Centre	Arrivals (Quintals)		Change
Guar Seed			12-May-23	11-May-23	
Rajasthan	Jodhpur	Jodhpur	NA	NA	-
	Sri-Ganganagar	Sri-Ganganagar	40	100	-60
		Rawla	NA	NA	-
		Gharsana	NA	150	-
		Raisinghnagar	NA	NA	-
	Bikaner	Bikaner	500	500	Unch
		Nokha	300	350	-50
		Khajuwala	400	150	250
		Lunkaransar	200	300	-100
	Hanumangarh	Hanumangarh	30	20	10

		Nohar	NA	NA	-
		Pilibanga	40	40	Unch
	Nagaur	Nagaur	NA	165	-
	Churu	Churu	NA	NA	-
	Alwar	Alwar	NA	NA	-
Haryana	Hisar	Adampur	1000	1000	Unch
	Bhiwani	Bhiwani	200	250	-50
		Siwani	450	400	50
	Sirsa	Sirsa	400	500	-100
		Dhabwali	30	30	Unch
		Ellanabad	30	30	Unch
	Fatehabad	Fatehabad	NA	NA	-
Gujarat	Banaskantha	Deesa	NA	NA	-
	Patan	Patan	28	NA	-
	Rajkot	Rajkot	100	70	30
	Jamnagar	Dhrol	28	NA	-
Madhya Pradesh	Gwalior	Dabra	NA	NA	-
Total Arrivals/Above Markets			3776	4055	-279

Disclaimer

The information and opinions contained in the document have been compiled from sources believed to be reliable. The company does not warrant its accuracy, completeness and correctness. Use of data and information contained in this report is at your own risk. This document is not, and should not be construed as, an offer to sell or solicitation to buy any commodities. This document may not be reproduced, distributed or published, in whole or in part, by any recipient hereof for any purpose without prior permission from the Company. IASL and its affiliates and/or their officers, directors and employees may have positions in any commodities mentioned in this document (or in any related investment) and may from time to time add to or dispose of any such commodities (or investment). Please see the detailed disclaimer at <http://www.agriwatch.com/Disclaimer.asp> © 2023 Indian Agribusiness Systems Limited.