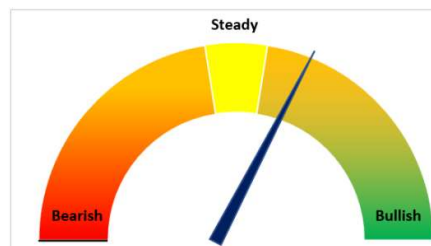


#### Today's Update

Today, Guar seed Jodhpur delivery price went up marginally by 0.5% at INR 5,828 as compared to INR 5,801 the previous day. While in other markets, guar seed traded with mixed sentiments. The Guar gum Jodhpur price went down marginally by 0.8% at INR 11,700 as compared to INR 11,800 the previous day.



In Rajasthan, the arrivals went up to 1,690 Qtl. Vs 1,660 Qtl. previous day.

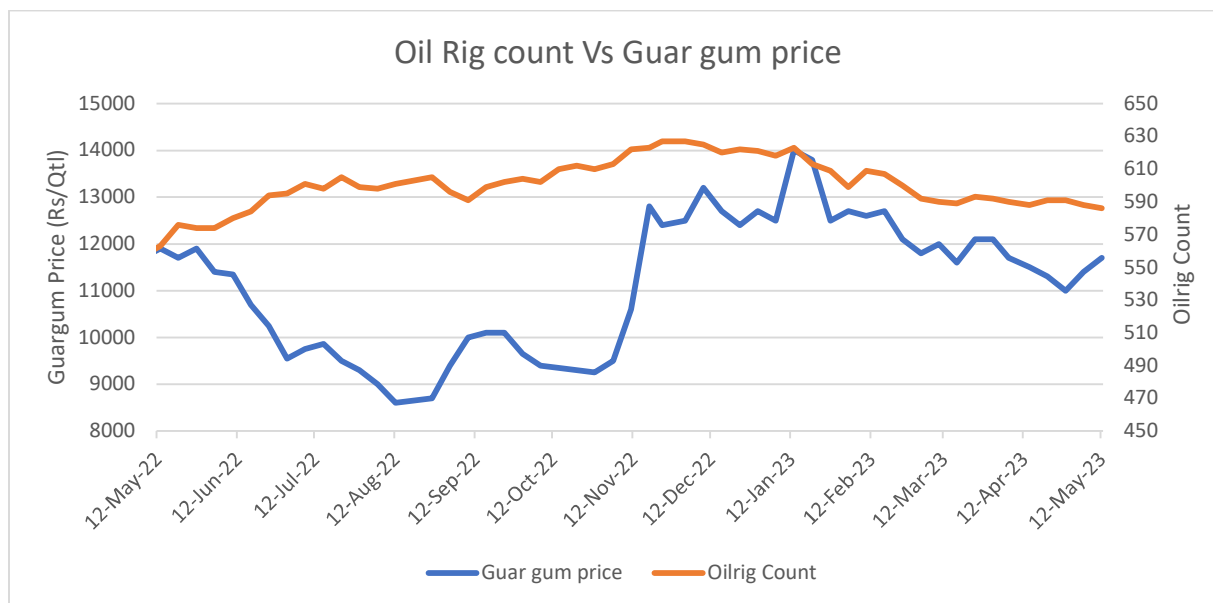
In Haryana too, the arrivals went up to 2,310 Qtl. Vs 1,660 Qtl. previous day.

The guar seed supply arriving in the market is meeting the demand of the milling industries and in the near future, the churi and korma prices are expected to go up amid the good demand in the market.

Jodhpur Guar seed delivery prices are expected to trade in the range of INR 5,600-6,000/Qtl. and the Guar gum prices are expected to remain in the range of INR 11,000-12,000/Qtl. in near term amid the steady sentiments in the market.

#### Oilrig Count

As on 12th May '2023, as per data released by Baker Hughes, the number of oilrigs decreased by 2 from 588 to 586 in USA during the week as compared to previous week.



**WTI Crude Oil**

WTI Crude oil 15th May '23	% Change
15th May '23	0.40%
1 Week	0.66%
Month till date	-8.18%

**Guar Exports: March 2023**

**Guar Split Exports:** India's guar split exports went down in the month of Mar '2023 by 32% to 3,010 tonnes compared to 4,420 tonnes in Feb '23 at an average FoB of US \$1,646 per tonne in the month of Mar '23 compared to US

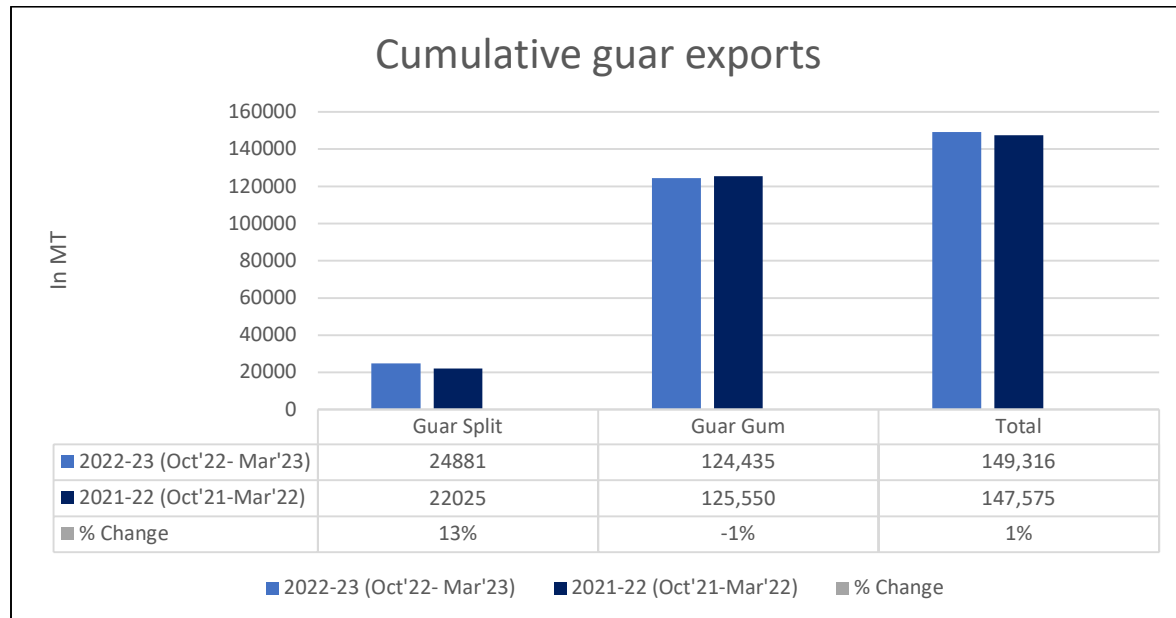
COUNTRIES	Guar Split Exported in Mar '23 (MT)	% Share
CHINA	2560	85.05%
ITALY	10	0.33%
NETHERLANDS	180	5.98%
SWITZERLAND	60	1.99%
USA	200	6.64%
<b>TOTAL</b>	<b>3010</b>	<b>100%</b>

\$1,843 per tonne previous month. The guar split shipments went down by 25% in Mar '23 compared to the same period last year. Of the total exported quantity, 2,560 tonnes bought by China, US 200 tonnes, Netherlands 180 tonnes, Switzerland 60 tonnes and Italy 10 tonnes.

**Guar Gum Exports:** India's guar gum exports increased in the month of March 2023 by 2.7% to 19,001 tonnes compared to 18,488 tonnes during February at an average FoB of US \$1,554 per tonne in the month of Mar '2023 as compared to US \$1,558 per tonne previous month. Further, the gum shipments went up by 8% in Mar '2023 as compared to the corresponding year. Out of the total exported quantity, around 3,051 tonnes bought by USA, Russia bought 2,980 tonnes, China 2,069, Germany 1,888 tonnes, Canada 1,181 tonnes, Australia 828 tonnes and Italy 816 tonnes.

COUNTRIES	Guar Gum Exported in Mar '23( MT)	Guar Gum export (% Share)
USA	3051	16.06%
RUSSIA	2980	15.68%
CHINA	2069	10.89%
GERMANY	1888	9.94%
CANADA	1181	6.21%
AUSTRALIA	828	4.36%
ITALY	816	4.29%
TURKEY	594	3.13%
NETHERLANDS	594	3.13%
INDONESIA	508	2.67%
THAILAND	425	2.24%
ARGENTINA	402	2.12%
BRAZIL	346	1.82%
FRANCE	323	1.70%
ALGERIA	320	1.68%
OTHERS	2676	14.09%
<b>TOTAL</b>	<b>19001</b>	<b>100%</b>

**Total Cumulative Guar Exports:** In the Oct '22- Mar '23 Guar exports went up by 1% to 1.49 Lakh tonnes as compared to 1.47 Lakh tonnes previous year same period. Guar Gum went down by 1% while guar split went up by 13%.



#### NCDEX Futures Market

NCDEX-FUTURES MARKET – Guar Seed									
Contract	% chg	Open	High	Low	Close	Volume	Change	OI	Change
May-23	-0.88	5,710	5,730	5,660	5,660	3,945	-2495	1230	-1965
Jun-23	-0.73	5,778	5,790	5,730	5,730	12,705	-9790	70070	1835

NCDEX-FUTURES MARKET- Guar Gum									
Contract	% chg	Open	High	Low	Close	Volume	Change	OI	Change
May-23	-0.99	11585	11562	11265	11470	3285	-45	550	-1775
Jun-23	-0.90	11730	11770	11625	11640	7785	-2030	49840	1185



Guar seed Stock Position:			
Stocks	Demat	In-Process	Total
	13-May-23	13-May-23	13-May-23
Bikaner	25198	0	25198
Deesa	0	0	0
Sri Ganganagar	927	0	927
Jodhpur	1445	0	1445
Nokha	0	0	0

Guar Gum Stock Position:			
Stocks	Demat	In-Process	Total
	13-May-23	13-May-23	13-May-23
Deesa	75	0	75
Bikaner	3204	70	3274
Jodhpur	16363	218	16581
Nokha	1113	40	1153
Sri Ganganagar	20	0	20

Churi and Korma Prices:		15-May-23
Commodity	Centre	Rs. /75 kg.
Churi	Jodhpur	2400
Korma	Jodhpur	3075

Guar seed EDD:					
	10-Jun-23	10-Jul-23	10-Aug-23	10-Sep-23	10-Oct-23
Bikaner	60	248	2856	1653	10028
Deesa	-	-	-	-	-
Sri Ganganagar	-	70	161	369	126

Jodhpur	-	30	582	179	554
Nokha	-	-	-	-	-

Guar Gum EDD:					
	10-Jun-23	10-Jul-23	10-Aug-23	10-Sep-23	10-Oct-23
Deesa	-	-	-	75	-
Bikaner	50	624	378	329	438
Jodhpur	557	875	2845	5154	2822
Nokha	-	40	340	344	170
Sri Ganganagar	-	20	-	-	-

Guar Seed Prices at Key Spot Markets:					
Commodity	District	Centre	Prices (Rs/Qtl)		Change
Guar Seed			15-May-23	13-May-23	
Rajasthan	Jodhpur	Jodhpur (Loose)	5550	5525	25
		Jodhpur (Delivery)	5828	5801	26
	Sri-Ganganagar	Sri-Ganganagar (Loose)	5460	5490	-30
		Sri-Ganganagar (Delivery)	5610	5640	-30
		Rawla (Loose)	5400	5640	-240
		Gharsana (Loose)	5450	5640	-190
		Raisinghnagar (Loose)	5500	5500	Unch
	Bikaner	Bikaner (Loose)	5500	5400	100
		Bikaner (Delivery)	5775	5670	105
		Nokha (Loose)	5525	5550	-25
		Nokha (Delivery)	5801	5828	-26
		Khajuwala (Loose)	5600	5500	100
		Khajuwala (Delivery)	5880	5775	105
		Lunkaransar (Loose)	5400	5550	-150
	Hanumangarh	Hanumangarh (Loose)	5400	5400	Unch
		Hanumangarh (Delivery)	5670	5670	Unch
		Nohar (Loose)	NA	NA	-
		Pilibanga (Loose)	5400	5400	Unch
	Nagaur	Nagaur (Loose)	5500	5525	-25



	Churu	Churu (Delivery)	5600	5700	-100
	Alwar	Alwar (Loose)	5200	5200	Unch
Haryana	Hisar	Adampur (Loose)	5500	5500	Unch
		Adampur (Delivery)	5775	5775	Unch
	Bhiwani	Bhiwani (Delivery)	5700	5500	200
		Siwani (Loose)	5670	5680	-10
	Sirsa	Sirsa (Loose)	5300	5400	-100
		Dhabwali (Loose)	5375	5375	Unch
		Dhabwali (Delivery)	5644	5644	Unch
		Ellanabad (Loose)	5375	5375	Unch
	Fatehabad	Fatehabad (Loose)	5200	5300	-100
Gujarat	Banaskantha	Deesa (Loose)	5300	NA	-
	Patan	Patan (Loose)	NA	5250	-
	Rajkot	Rajkot (Loose)	5500	5675	-175
	Jamnagar	Dhrol (Loose)	5405	5195	210
Madhya Pradesh	Gwalior	Dabra (Loose)	NA	Closed	-
Guar Gum					
Rajasthan	Jodhpur	Jodhpur	11700	11800	-100
	Alwar	Alwar	11500	11800	-300
	Hanumangarh	Nohar	NA	NA	-
Haryana	Bhiwani	Bhiwani	11250	11100	150
	Sirsa	Sirsa	11500	11400	100
		Dhabwali	11300	11300	Unch
		Ellanabad	11800	11800	Unch
	Fatehabad	Fatehabad	11700	11800	-100

Guar Seed Arrivals in Key Centers					
Commodity	District	Centre	Arrivals (Quintals)		Change
Guar Seed			15-May-23	13-May-23	
Rajasthan	Jodhpur	Jodhpur	NA	NA	-
	Sri-Ganganagar	Sri-Ganganagar	50	150	-100
		Rawla	NA	NA	-
		Gharsana	NA	150	-
		Raisinghnagar	NA	NA	-
	Bikaner	Bikaner	700	500	200
		Nokha	300	350	-50
		Khajuwala	200	150	50
		Lunkaransar	400	300	100
	Hanumangarh	Hanumangarh	NA	20	-

		Nohar	NA	NA	-
		Pilibanga	40	40	Unch
	<b>Nagaur</b>	Nagaur	NA	NA	-
	<b>Churu</b>	Churu	NA	NA	-
	<b>Alwar</b>	Alwar	NA	NA	-
<b>Haryana</b>	<b>Hisar</b>	Adampur	800	800	Unch
	<b>Bhiwani</b>	Bhiwani	150	NA	-
		Siwani	700	500	200
	<b>Sirsa</b>	Sirsa	600	300	300
		Dhabwali	30	30	Unch
		Ellanabad	30	30	Unch
	<b>Fatehabad</b>	Fatehabad	NA	NA	-
<b>Gujarat</b>	<b>Banaskantha</b>	Deesa	NA	NA	-
	<b>Patan</b>	Patan	NA	15	-
	<b>Rajkot</b>	Rajkot	50	60	-10
	<b>Jamnagar</b>	Dhrol	7	6	1
<b>Madhya Pradesh</b>	<b>Gwalior</b>	Dabra	NA	Closed	-
<b>Total Arrivals/Above Markets</b>			<b>4057</b>	<b>3401</b>	<b>656</b>

**Disclaimer**

The information and opinions contained in the document have been compiled from sources believed to be reliable. The company does not warrant its accuracy, completeness and correctness. Use of data and information contained in this report is at your own risk. This document is not, and should not be construed as, an offer to sell or solicitation to buy any commodities. This document may not be reproduced, distributed or published, in whole or in part, by any recipient hereof for any purpose without prior permission from the Company. IASL and its affiliates and/or their officers, directors and employees may have positions in any commodities mentioned in this document (or in any related investment) and may from time to time add to or dispose of any such commodities (or investment). Please see the detailed disclaimer at <http://www.agriwatch.com/Disclaimer.asp> © 2023 Indian Agribusiness Systems Limited.