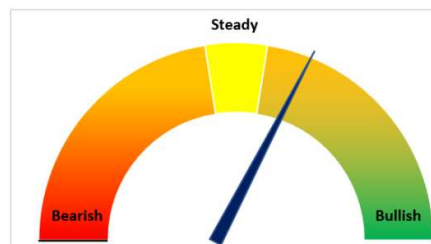


Today's Update

Today, Guar seed Jodhpur delivery price went down by 2.7% at INR 5,670 as compared to INR 5,828 the previous day. In other markets too, guar seed traded with bearish sentiments. The Guar gum Jodhpur price also went down by 1.7% at INR 11,500 as compared to INR 11,700 the previous day. The prices went down due to increased guar seed arrivals in the market.



In Rajasthan, the arrivals went up to 3,120 Qtl. Vs 1,690 Qtl. previous day. In Haryana too, the arrivals went up to 2,340 Qtl. Vs 2,310 Qtl. previous day.

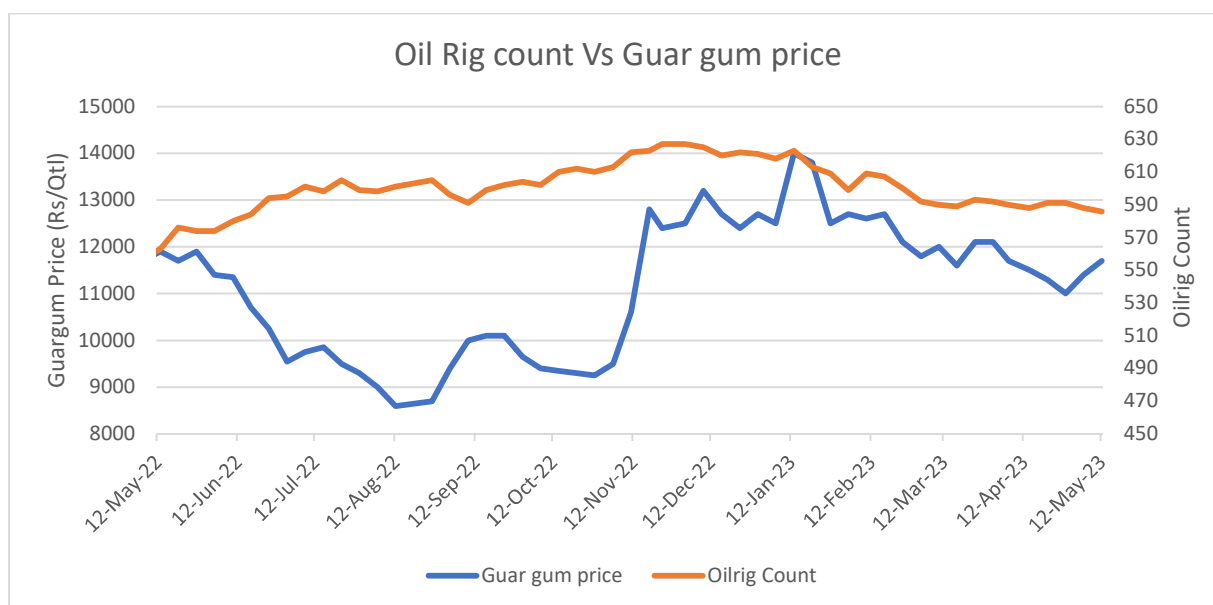
According to the press release by IMD, the onset of SW Monsoon over the mainland "Kerala" is likely to be delayed from normal date of onset. The SW Monsoon onset over Kerala is likely to be on 4th June, 2023 with a model error of +/-4 days. So, it is expected that the guar sowing might get delayed and lead to lesser crop production in the coming season.

The guar seed supply arriving in the market is meeting the demand of the milling industries and in the near future, the churi and korma prices are expected to go up amid the good demand in the market.

Jodhpur Guar seed delivery prices are expected to trade in the range of INR 5,600-6,000/Qtl. and the Guar gum prices are expected to remain in the range of INR 11,000-12,000/Qtl. in near term amid the steady sentiments in the market.

Oilrig Count

As on 12th May '2023, as per data released by Baker Hughes, the number of oilrigs decreased by 2 from 588 to 586 in USA during the week as compared to previous week.



WTI Crude Oil

WTI Crude oil 16th May '23	% Change
16th May '23	-0.13%
1 Week	1.68%
Month till date	-7.20%

Guar Exports: March 2023

Guar Split Exports: India's guar split exports went down in the month of Mar '2023 by 32% to 3,010 tonnes compared to 4,420 tonnes in Feb '23 at an average FoB of US \$1,646 per tonne in the month of Mar '23 compared to US

COUNTRIES	Guar Split Exported in Mar '23 (MT)	% Share
CHINA	2560	85.05%
ITALY	10	0.33%
NETHERLANDS	180	5.98%
SWITZERLAND	60	1.99%
USA	200	6.64%
TOTAL	3010	100%

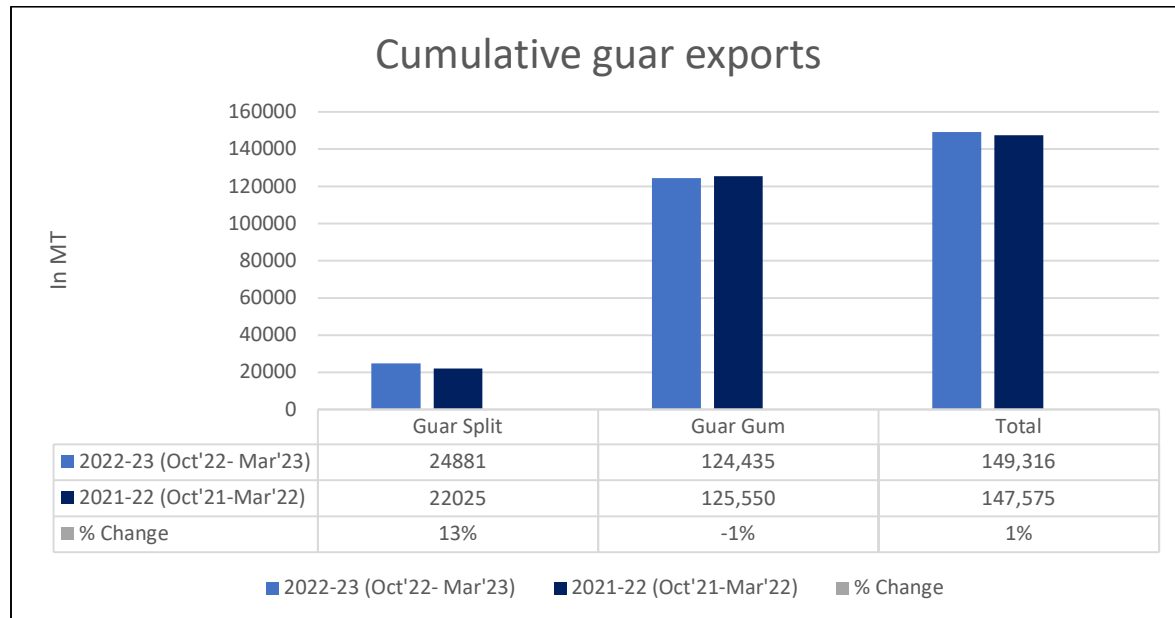
\$1,843 per tonne previous month. The guar split shipments went down by 25% in Mar '23 compared to the same period last year. Of the total exported quantity, 2,560 tonnes bought by China, US 200 tonnes, Netherlands 180 tonnes, Switzerland 60 tonnes and Italy 10 tonnes.

Guar Gum Exports: India's guar gum exports increased in the month of March 2023 by 2.7% to 19,001 tonnes compared to 18,488 tonnes during February at an average FoB of US \$1,554 per tonne in the month of Mar '2023 as compared to US \$1,558 per tonne previous month. Further, the gum shipments went up by 8% in Mar '2023 as compared to the corresponding year. Out of the total exported quantity, around 3,051 tonnes bought by USA, Russia bought 2,980 tonnes, China 2,069, Germany 1,888 tonnes, Canada 1,181 tonnes, Australia 828 tonnes and Italy 816 tonnes.

COUNTRIES	Guar Gum Exported in Mar '23(MT)	Guar Gum export (% Share)
USA	3051	16.06%
RUSSIA	2980	15.68%
CHINA	2069	10.89%
GERMANY	1888	9.94%
CANADA	1181	6.21%
AUSTRALIA	828	4.36%
ITALY	816	4.29%
TURKEY	594	3.13%
NETHERLANDS	594	3.13%
INDONESIA	508	2.67%
THAILAND	425	2.24%
ARGENTINA	402	2.12%
BRAZIL	346	1.82%
FRANCE	323	1.70%
ALGERIA	320	1.68%
OTHERS	2676	14.09%
TOTAL	19001	100%



Total Cumulative Guar Exports: In the Oct '22- Mar '23 Guar exports went up by 1% to 1.49 Lakh tonnes as compared to 1.47 Lakh tonnes previous year same period. Guar Gum went down by 1% while guar split went up by 13%.



NCDEX Futures Market

NCDEX-FUTURES MARKET – Guar Seed									
Contract	% chg	Open	High	Low	Close	Volume	Change	OI	Change
May-23	-0.11	5,650	5,666	5,610	5,666	75	-3870	1230	0
Jun-23	-0.66	5,739	5,739	5,665	5,702	17,675	4970	69690	-380

NCDEX-FUTURES MARKET- Guar Gum									
Contract	% chg	Open	High	Low	Close	Volume	Change	OI	Change
May-23	-1.09	11317	11358	11296	11296	80	-3205	225	-325
Jun-23	-1.30	11610	11650	11425	11510	7835	50	49280	-560



Guar seed Stock Position:			
Stocks	Demat	In-Process	Total
	15-May-23	15-May-23	15-May-23
Bikaner	25099	0	25099
Deesa	0	0	0
Sri Ganganagar	927	0	927
Jodhpur	1445	0	1445
Nokha	0	0	0

Guar Gum Stock Position:			
Stocks	Demat	In-Process	Total
	15-May-23	15-May-23	15-May-23
Deesa	75	0	75
Bikaner	3304	100	3404
Jodhpur	16477	721	17198
Nokha	1153	20	1173
Sri Ganganagar	20	0	20

Churi and Korma Prices:		16-May-23
Commodity	Centre	Rs. /75 kg.
Churi	Jodhpur	2400
Korma	Jodhpur	3075

Guar seed EDD:					
	10-Jun-23	10-Jul-23	10-Aug-23	10-Sep-23	10-Oct-23
Bikaner	60	248	3856	1554	10028
Deesa	-	-	-	-	-
Sri Ganganagar	-	70	161	369	128

Jodhpur	-	30	582	179	554
Nokha	-	-	-	-	-

Guar Gum EDD:					
	10-Jun-23	10-Jul-23	10-Aug-23	10-Sep-23	10-Oct-23
Deesa	-	-	-	75	-
Bikaner	50	624	378	329	438
Jodhpur	452	875	2845	5154	2822
Nokha	-	40	340	344	170
Sri Ganganagar	-	20	-	-	-

Guar Seed Prices at Key Spot Markets:					
Commodity	District	Centre	Prices (Rs/Qtl)		Change
Guar Seed			16-May-23	15-May-23	
Rajasthan	Jodhpur	Jodhpur (Loose)	5400	5550	-150
		Jodhpur (Delivery)	5670	5828	-158
	Sri-Ganganagar	Sri-Ganganagar (Loose)	5400	5460	-60
		Sri-Ganganagar (Delivery)	5550	5610	-60
		Rawla (Loose)	5375	5610	-235
		Gharsana (Loose)	5450	5610	-160
		Raisinghnagar (Loose)	5350	5500	-150
	Bikaner	Bikaner (Loose)	5450	5500	-50
		Bikaner (Delivery)	5723	5775	-53
		Nokha(Loose)	5525	5525	Unch
		Nokha (Delivery)	5801	5801	Unch
		Khajuwala (Loose)	5500	5600	-100
		Khajuwala (Delivery)	5775	5880	-105
		Lunkaransar (Loose)	5350	5400	-50
	Hanumangarh	Hanumangarh (Loose)	5350	5400	-50
		Hanumangarh (Delivery)	5618	5670	-53
		Nohar (Loose)	NA	NA	-
		Pilibanga (Loose)	5400	5400	Unch
	Nagaur	Nagaur (Loose)	5400	5500	-100



	Churu	Churu (Delivery)	5600	5600	Unch
	Alwar	Alwar (Loose)	5200	5200	Unch
Haryana	Hisar	Adampur (Loose)	5380	5500	-120
		Adampur (Delivery)	5649	5775	-126
	Bhiwani	Bhiwani (Delivery)	5650	5700	-50
		Siwani (Loose)	5630	5670	-40
	Sirsa	Sirsa (Loose)	5300	5300	Unch
		Dhabwali (Loose)	5357	5375	-18
		Dhabwali (Delivery)	5625	5644	-19
		Ellanabad (Loose)	5375	5375	Unch
	Fatehabad	Fatehabad (Loose)	5300	5200	100
Gujarat	Banaskantha	Deesa (Loose)	5300	5300	Unch
	Patan	Patan (Loose)	5000	NA	-
	Rajkot	Rajkot (Loose)	5600	5500	100
	Jamnagar	Dhrol (Loose)	5380	5405	-25
Madhya Pradesh	Gwalior	Dabra (Loose)	NA	NA	-
Guar Gum					
Rajasthan	Jodhpur	Jodhpur	11500	11700	-200
	Alwar	Alwar	11500	11500	Unch
	Hanumangarh	Nohar	NA	NA	-
Haryana	Bhiwani	Bhiwani	11300	11250	50
	Sirsa	Sirsa	11500	11500	Unch
		Dhabwali	11200	11300	-100
		Ellanabad	11500	11700	-200
	Fatehabad	Fatehabad	11500	11700	-200

Guar Seed Arrivals in Key Centers					
Commodity	District	Centre	Arrivals (Quintals)		Change
Guar Seed			16-May-23	15-May-23	
Rajasthan	Jodhpur	Jodhpur	NA	NA	-
	Sri-Ganganagar	Sri-Ganganagar	150	50	100
		Rawla	NA	NA	-
		Gharsana	100	NA	-
		Raisinghnagar	30	NA	-
	Bikaner	Bikaner	1500	700	800
		Nokha	350	300	50
		Khajuwala	400	200	200
		Lunkaransar	400	400	Unch
	Hanumangarh	Hanumangarh	NA	NA	-

		Nohar	NA	NA	-
		Pilibanga	40	40	Unch
	Nagaur	Nagaur	150	NA	-
	Churu	Churu	NA	NA	-
	Alwar	Alwar	NA	NA	-
Haryana	Hisar	Adampur	1000	800	200
	Bhiwani	Bhiwani	180	150	30
		Siwani	600	700	-100
	Sirsa	Sirsa	500	600	-100
		Dhabwali	30	30	Unch
		Ellanabad	30	30	Unch
	Fatehabad	Fatehabad	NA	NA	-
Gujarat	Banaskantha	Deesa	NA	NA	-
	Patan	Patan	4	NA	-
	Rajkot	Rajkot	100	50	50
	Jamnagar	Dhrol	22	7	15
Madhya Pradesh	Gwalior	Dabra	NA	NA	-
Total Arrivals/Above Markets			5586	4057	1529

Disclaimer

The information and opinions contained in the document have been compiled from sources believed to be reliable. The company does not warrant its accuracy, completeness and correctness. Use of data and information contained in this report is at your own risk. This document is not, and should not be construed as, an offer to sell or solicitation to buy any commodities. This document may not be reproduced, distributed or published, in whole or in part, by any recipient hereof for any purpose without prior permission from the Company. IASL and its affiliates and/or their officers, directors and employees may have positions in any commodities mentioned in this document (or in any related investment) and may from time to time add to or dispose of any such commodities (or investment). Please see the detailed disclaimer at <http://www.agriwatch.com/Disclaimer.asp> © 2023 Indian Agribusiness Systems Limited.