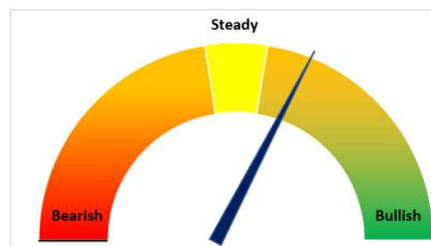


Today's Update

Today, Guar seed Jodhpur delivery price remained steady at INR 5,670 as compared to the previous day. In other markets too, guar seed traded with steady sentiments. The Guar gum Jodhpur price went marginally down by 0.4% at INR 11,450 as compared to INR 11,500 the previous day.

In Rajasthan, the arrivals went down to 1,705 Qtl. Vs 3,120 Qtl. previous day. In Haryana too, the arrivals went down to 2,160 Qtl. Vs 2,340 Qtl. previous day.

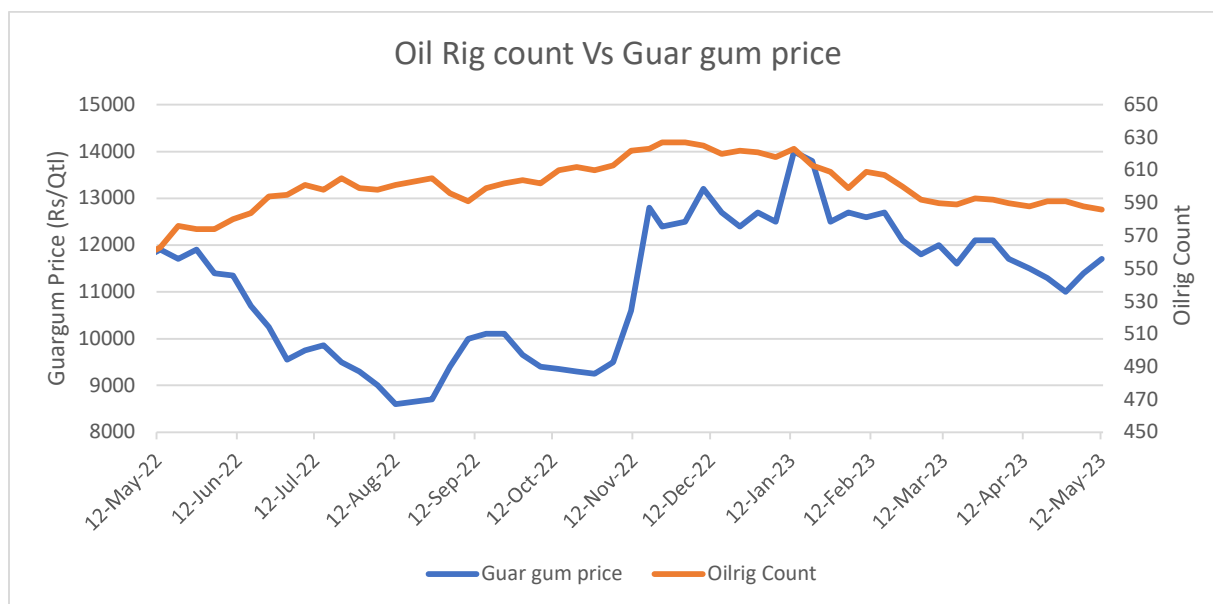


The Guar seed prices are expected to remain under pressure due to sluggish buying in the local market. Also, the abundant arrivals of seeds in the market are going to put pressure on the prices. But, the prediction of a delayed onset of monsoon is projected to prevent a significant decline and furthermore the potential El Nino weather phenomenon that could cause deficient rainfall will keep the guar prices in check.

Jodhpur Guar seed delivery prices are expected to trade in the range of INR 5,600-6,000/Qtl. and the Guar gum prices are expected to remain in the range of INR 11,000-12,000/Qtl. in near term amid the steady sentiments in the market.

Oilrig Count

As on 12th May '2023, as per data released by Baker Hughes, the number of oilrigs decreased by 2 from 588 to 586 in USA during the week as compared to previous week.



WTI Crude Oil

WTI Crude oil 17th May '23	% Change
17th May '23	0.37%
1 Week	1.64%
Month till date	-7.42%

Guar Exports: March 2023

Guar Split Exports: India's guar split exports went down in the month of Mar '2023 by 32% to 3,010 tonnes compared to 4,420 tonnes in Feb '23 at an average FoB of US \$1,646 per tonne in the month of Mar '23 compared to US

COUNTRIES	Guar Split Exported in Mar '23 (MT)	% Share
CHINA	2560	85.05%
ITALY	10	0.33%
NETHERLANDS	180	5.98%
SWITZERLAND	60	1.99%
USA	200	6.64%
TOTAL	3010	100%

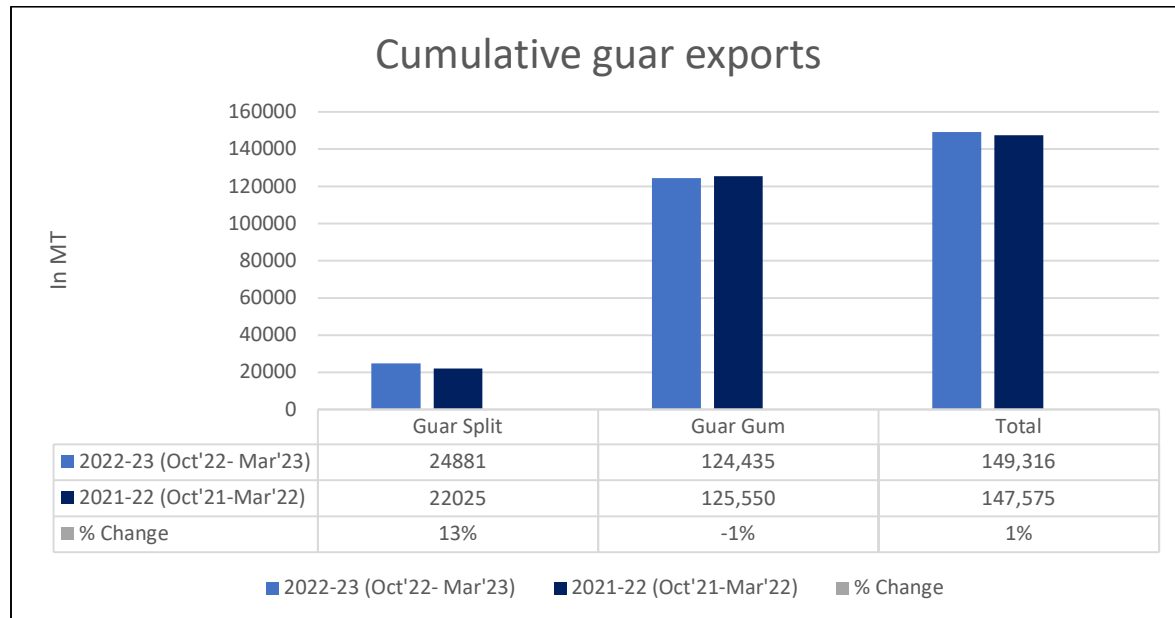
\$1,843 per tonne previous month. The guar split shipments went down by 25% in Mar '23 compared to the same period last year. Of the total exported quantity, 2,560 tonnes bought by China, US 200 tonnes, Netherlands 180 tonnes, Switzerland 60 tonnes and Italy 10 tonnes.

Guar Gum Exports: India's guar gum exports increased in the month of March 2023 by 2.7% to 19,001 tonnes compared to 18,488 tonnes during February at an average FoB of US \$1,554 per tonne in the month of Mar '2023 as compared to US \$1,558 per tonne previous month. Further, the gum shipments went up by 8% in Mar '2023 as compared to the corresponding year. Out of the total exported quantity, around 3,051 tonnes bought by USA, Russia bought 2,980 tonnes, China 2,069, Germany 1,888 tonnes, Canada 1,181 tonnes, Australia 828 tonnes and Italy 816 tonnes.

COUNTRIES	Guar Gum Exported in Mar '23(MT)	Guar Gum export (% Share)
USA	3051	16.06%
RUSSIA	2980	15.68%
CHINA	2069	10.89%
GERMANY	1888	9.94%
CANADA	1181	6.21%
AUSTRALIA	828	4.36%
ITALY	816	4.29%
TURKEY	594	3.13%
NETHERLANDS	594	3.13%
INDONESIA	508	2.67%
THAILAND	425	2.24%
ARGENTINA	402	2.12%
BRAZIL	346	1.82%
FRANCE	323	1.70%
ALGERIA	320	1.68%
OTHERS	2676	14.09%
TOTAL	19001	100%



Total Cumulative Guar Exports: In the Oct '22- Mar '23 Guar exports went up by 1% to 1.49 Lakh tonnes as compared to 1.47 Lakh tonnes previous year same period. Guar Gum went down by 1% while guar split went up by 13%.



NCDEX Futures Market

NCDEX-FUTURES MARKET – Guar Seed									
Contract	% chg	Open	High	Low	Close	Volume	Change	OI	Change
May-23	-0.16	5,668	5,668	5,600	5,627	30	-45	130	-1100
Jun-23	-0.56	5,708	5,727	5,662	5,662	10,820	-6855	69870	180

NCDEX-FUTURES MARKET- Guar Gum									
Contract	% chg	Open	High	Low	Close	Volume	Change	OI	Change
May-23	+0.00	11317	11358	11296	11317	110	30	75	-150
Jun-23	-0.48	11457	11565	11427	11427	5945	-1890	48710	-570



Guar seed Stock Position:			
Stocks	Demat	In-Process	Total
	16-May-23	16-May-23	16-May-23
Bikaner	25099	0	25099
Deesa	0	0	0
Sri Ganganagar	927	0	927
Jodhpur	1445	0	1445
Nokha	0	0	0

Guar Gum Stock Position:			
Stocks	Demat	In-Process	Total
	16-May-23	16-May-23	16-May-23
Deesa	75	0	75
Bikaner	3304	100	3404
Jodhpur	16477	721	17198
Nokha	1153	20	1173
Sri Ganganagar	20	0	20

Churi and Korma Prices:		17-May-23
Commodity	Centre	Rs. /75 kg.
Churi	Jodhpur	2400
Korma	Jodhpur	3075

Guar seed EDD:					
	10-Jun-23	10-Jul-23	10-Aug-23	10-Sep-23	10-Oct-23
Bikaner	60	248	3856	1554	10028
Deesa	-	-	-	-	-
Sri Ganganagar	-	70	161	369	128

Jodhpur	-	30	582	179	554
Nokha	-	-	-	-	-

Guar Gum EDD:					
	10-Jun-23	10-Jul-23	10-Aug-23	10-Sep-23	10-Oct-23
Deesa	-	-	-	75	-
Bikaner	50	624	378	329	438
Jodhpur	452	875	2845	5154	2822
Nokha	-	40	340	344	170
Sri Ganganagar	-	20	-	-	-

Guar Seed Prices at Key Spot Markets:					
Commodity	District	Centre	Prices (Rs/Qtl)		Change
Guar Seed			17-May-23	16-May-23	
Rajasthan	Jodhpur	Jodhpur (Loose)	5400	5400	Unch
		Jodhpur (Delivery)	5670	5670	Unch
	Sri-Ganganagar	Sri-Ganganagar (Loose)	5370	5400	-30
		Sri-Ganganagar (Delivery)	5520	5550	-30
		Rawla (Loose)	5375	5550	-175
		Gharsana (Loose)	5450	5550	-100
		Raisinghnagar (Loose)	5350	5350	Unch
	Bikaner	Bikaner (Loose)	5450	5450	Unch
		Bikaner (Delivery)	5723	5723	Unch
		Nokha(Loose)	5500	5525	-25
		Nokha (Delivery)	5775	5801	-26
		Khajuwala (Loose)	5450	5500	-50
		Khajuwala (Delivery)	5723	5775	-53
		Lunkaransar (Loose)	5450	5350	100
	Hanumangarh	Hanumangarh (Loose)	5300	5350	-50
		Hanumangarh (Delivery)	5565	5618	-53
		Nohar (Loose)	NA	NA	-
		Pilibanga (Loose)	5400	5400	Unch
	Nagaur	Nagaur (Loose)	5400	5400	Unch



	Churu	Churu (Delivery)	5600	5600	Unch
	Alwar	Alwar (Loose)	5250	5200	50
Haryana	Hisar	Adampur (Loose)	5450	5380	70
		Adampur (Delivery)	5723	5649	74
	Bhiwani	Bhiwani (Delivery)	5620	5650	-30
		Siwani (Loose)	5630	5630	Unch
	Sirsa	Sirsa (Loose)	5350	5300	50
		Dhabwali (Loose)	5357	5357	Unch
		Dhabwali (Delivery)	5625	5625	Unch
		Ellanabad (Loose)	5375	5375	Unch
	Fatehabad	Fatehabad (Loose)	5300	5300	Unch
Gujarat	Banaskantha	Deesa (Loose)	5300	5300	Unch
	Patan	Patan (Loose)	NA	5000	-
	Rajkot	Rajkot (Loose)	5600	5600	Unch
	Jamnagar	Dhrol (Loose)	NA	5380	-
Madhya Pradesh	Gwalior	Dabra (Loose)	NA	NA	-
Guar Gum					
Rajasthan	Jodhpur	Jodhpur	11450	11500	-50
	Alwar	Alwar	11200	11500	-300
	Hanumangarh	Nohar	NA	NA	-
Haryana	Bhiwani	Bhiwani	11250	11300	-50
	Sirsa	Sirsa	11400	11500	-100
		Dhabwali	11200	11200	Unch
		Ellanabad	11500	11500	Unch
	Fatehabad	Fatehabad	11500	11500	Unch

Guar Seed Arrivals in Key Centers					
Commodity	District	Centre	Arrivals (Quintals)		Change
Guar Seed			17-May-23	16-May-23	
Rajasthan	Jodhpur	Jodhpur	NA	NA	-
	Sri-Ganganagar	Sri-Ganganagar	225	150	75
		Rawla	NA	NA	-
		Gharsana	NA	100	-
		Raisinghnagar	NA	30	-
	Bikaner	Bikaner	500	1500	-1000
		Nokha	350	350	Unch
		Khajuwala	250	400	-150
		Lunkaransar	300	400	-100
	Hanumangarh	Hanumangarh	40	NA	-

		Nohar	NA	NA	-
		Pilibanga	40	40	Unch
	Nagaur	Nagaur	NA	150	-
	Churu	Churu	NA	NA	-
	Alwar	Alwar	NA	NA	-
Haryana	Hisar	Adampur	1200	1000	200
	Bhiwani	Bhiwani	100	180	-80
		Siwani	500	600	-100
	Sirsa	Sirsa	300	500	-200
		Dhabwali	30	30	Unch
		Ellanabad	30	30	Unch
	Fatehabad	Fatehabad	NA	NA	-
Gujarat	Banaskantha	Deesa	NA	NA	-
	Patan	Patan	NA	4	-
	Rajkot	Rajkot	300	100	200
	Jamnagar	Dhrol	NA	22	-
Madhya Pradesh	Gwalior	Dabra	NA	NA	-
Total Arrivals/Above Markets			4165	5586	-1421

Disclaimer

The information and opinions contained in the document have been compiled from sources believed to be reliable. The company does not warrant its accuracy, completeness and correctness. Use of data and information contained in this report is at your own risk. This document is not, and should not be construed as, an offer to sell or solicitation to buy any commodities. This document may not be reproduced, distributed or published, in whole or in part, by any recipient hereof for any purpose without prior permission from the Company. IASL and its affiliates and/or their officers, directors and employees may have positions in any commodities mentioned in this document (or in any related investment) and may from time to time add to or dispose of any such commodities (or investment). Please see the detailed disclaimer at <http://www.agriwatch.com/Disclaimer.asp> © 2023 Indian Agribusiness Systems Limited.