

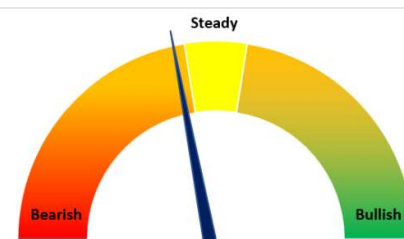
Today's Update

Today, Guar seed Jodhpur delivery price went down by 2.4% at INR 5,408 as compared to INR 5,539 the previous day. In other markets too, guar seed traded with bearish sentiments. The Guar gum Jodhpur price also went down by 1.4% at INR 10,850 as compared INR 11,100 the previous day.

In Rajasthan, the arrivals went up to 2,165 Qtl. Vs 1,585 Qtl. previous day. While in Haryana, the arrivals were same as the previous day at 1,960 Qtl.

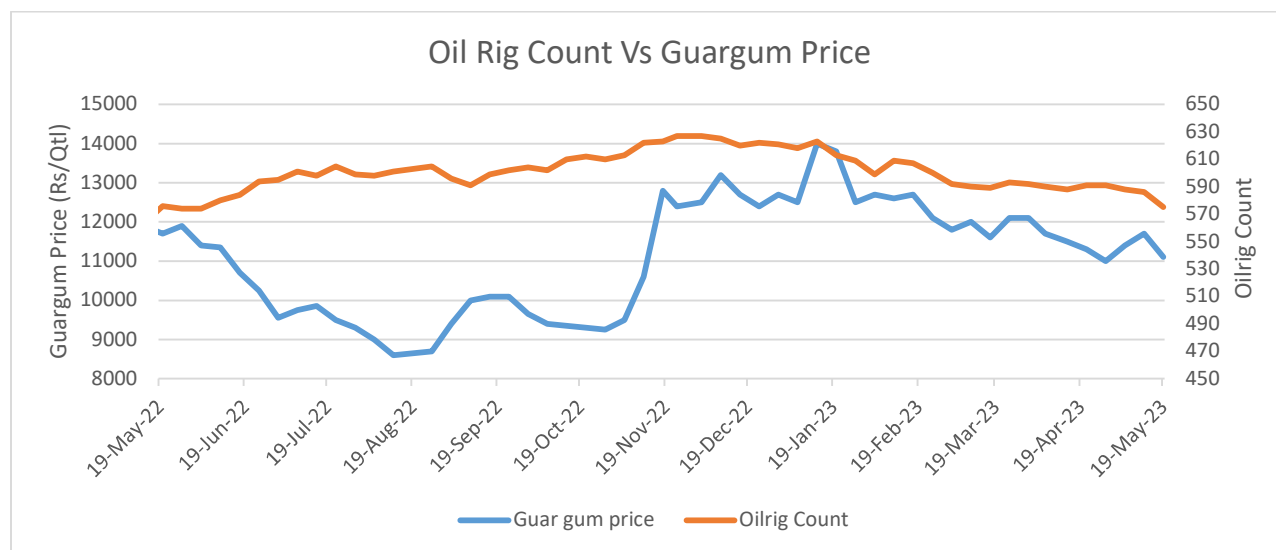
The Guar seed prices are expected to remain under pressure due to sluggish buying in the local market. Also, the abundant arrivals of seeds in the market are going to put pressure on the prices. But, the prediction of a delayed onset of monsoon is projected to prevent a significant decline and furthermore the potential El Nino weather phenomenon that could cause deficient rainfall will keep the guar prices in check.

Jodhpur Guar seed delivery prices are expected to trade in the range of INR 5,300-5,800/Qtl. and the Guar gum prices are expected to remain in the range of INR 10,500-11,500/Qtl. in near term amid the bearish sentiments in the market.






Oilrig Count

As on 19th May '2023, The Baker Hughes rig count data showed a drop of 11 to 575 as compared to 586 in the previous week, which is the lowest in a year. This week all of the rigs that went inactive were oil. This decrease in the count is due to the low crude oil prices, which are further expected to go down due to the U.S. debt ceiling concern. The Guar gum prices also recorded a downward movement of 5% due to fall in demand and went down at INR 11,100 as compared to INR 11,700 in the previous week.



WTI Crude Oil

WTI Crude oil 23rd May '23	% Change
23rd May '23	1.01% 
1 Week	1.79% 
Month till date	-5.27% 

Guar Exports: March 2023

Guar Split Exports: India's guar split exports went down in the month of Mar '2023 by 32% to 3,010 tonnes compared to 4,420 tonnes in Feb '23 at an average FoB of US \$1,646 per tonne in the month of Mar '23 compared to US

COUNTRIES	Guar Split Exported in Mar '23 (MT)	% Share
CHINA	2560	85.05%
ITALY	10	0.33%
NETHERLANDS	180	5.98%
SWITZERLAND	60	1.99%
USA	200	6.64%
TOTAL	3010	100%

\$1,843 per tonne previous month. The guar split shipments went down by 25% in Mar '23 compared to the same period last year. Of the total exported quantity, 2,560 tonnes bought by China, US 200 tonnes, Netherlands 180 tonnes, Switzerland 60 tonnes and Italy 10 tonnes.

Guar Gum Exports: India's guar gum exports increased in the month of March 2023 by 2.7% to 19,001 tonnes compared to 18,488 tonnes during February at an average FoB of US \$1,554 per tonne in the month of Mar '2023 as compared to US \$1,558 per tonne previous month. Further, the gum shipments went up by 8% in Mar '2023 as compared to the corresponding year. Out of the total exported quantity, around 3,051 tonnes bought by USA, Russia bought 2,980 tonnes, China 2,069, Germany 1,888 tonnes, Canada 1,181 tonnes, Australia 828 tonnes and Italy 816 tonnes.

COUNTRIES	Guar Gum Exported in Mar '23(MT)	Guar Gum export (% Share)
USA	3051	16.06%
RUSSIA	2980	15.68%
CHINA	2069	10.89%
GERMANY	1888	9.94%
CANADA	1181	6.21%
AUSTRALIA	828	4.36%
ITALY	816	4.29%
TURKEY	594	3.13%
NETHERLANDS	594	3.13%
INDONESIA	508	2.67%
THAILAND	425	2.24%
ARGENTINA	402	2.12%
BRAZIL	346	1.82%
FRANCE	323	1.70%
ALGERIA	320	1.68%
OTHERS	2676	14.09%
TOTAL	19001	100%


NCDEX Futures Market

NCDEX-FUTURES MARKET – Guar Seed									
Contract	% chg	Open	High	Low	Close	Volume	Change	OI	Change
Jun-23	-0.44	5,505	5,529	5,365	5,467	35,750	18840	63700	-3565
Jul-23	-0.31	5,540	5,593	5,422	5,532	7,670	3775	9135	3330

NCDEX-FUTURES MARKET- Guar Gum									
Contract	% chg	Open	High	Low	Close	Volume	Change	OI	Change
Jun-23	-0.40	10850	10925	10521	10800	13310	7015	42140	-2265
Jul-23	-0.30	10910	11050	10636	10940	3820	1775	8450	2210

Guar seed Stock Position:			
Stocks	Demat	In-Process	Total
	22-May-23	22-May-23	22-May-23
Bikaner	24713	0	24713
Deesa	0	0	0
Sri Ganganagar	927	0	927
Jodhpur	1445	0	1445
Nokha	0	0	0

Guar Gum Stock Position:			
Stocks	Demat	In-Process	Total
	22-May-23	22-May-23	22-May-23
Deesa	75	0	75
Bikaner	3553	0	3553
Jodhpur	17466	229	17695



Nokha	1173	0	1173
Sri Ganganagar	20	0	20

Churi and Korma Prices:		23-May-23
Commodity	Centre	Rs. /75 kg.
Churi	Jodhpur	2400
Korma	Jodhpur	3150

Guar seed EDD:					
	10-Jun-23	10-Jul-23	10-Aug-23	10-Sep-23	10-Oct-23
Bikaner	60	248	3670	1355	10028
Deesa	-	-	-	-	-
Sri Ganganagar	-	70	161	369	126
Jodhpur	-	30	582	179	554
Nokha	-	-	-	-	-

Guar Gum EDD:					
	10-Jun-23	10-Jul-23	10-Aug-23	10-Sep-23	10-Oct-23
Deesa	-	-	-	75	-
Bikaner	50	624	378	329	438
Jodhpur	303	875	2845	5154	2822
Nokha	-	40	340	344	170
Sri Ganganagar	-	20	-	-	-



Guar Seed Prices at Key Spot Markets:

Commodity	District	Centre	Prices (Rs/Qtl)		Change
			23-May-23	22-May-23	
Guar Seed					
Rajasthan	Jodhpur	Jodhpur (Loose)	5150	5275	-125
		Jodhpur (Delivery)	5408	5539	-131
	Sri-Ganganagar	Sri-Ganganagar (Loose)	5140	5175	-35
		Sri-Ganganagar (Delivery)	5290	5325	-35
		Rawla (Loose)	5300	5350	-50
		Gharsana (Loose)	5200	5200	Unch
		Raisinghnagar (Loose)	5150	5300	-150
	Bikaner	Bikaner (Loose)	5250	5300	-50
		Bikaner (Delivery)	5513	5565	-53
		Nokha (Loose)	5150	5225	-75
		Nokha (Delivery)	5408	5486	-79
		Khajuwala (Loose)	5300	5300	Unch
		Khajuwala (Delivery)	5565	5565	Unch
		Lunkaransar (Loose)	5100	5250	-150
	Hanumangarh	Hanumangarh (Loose)	5000	5200	-200
		Hanumangarh (Delivery)	5250	5460	-210
		Nohar (Loose)	NA	NA	-
		Pilibanga (Loose)	5250	5300	-50
	Nagaur	Nagaur (Loose)	5200	5200	Unch
	Churu	Churu (Delivery)	5400	5400	Unch
	Alwar	Alwar (Loose)	5000	5200	-200
Haryana	Hisar	Adampur (Loose)	5240	5250	-10
		Adampur (Delivery)	5502	5513	-11
	Bhiwani	Bhiwani (Delivery)	5350	5400	-50
		Siwani (Loose)	5350	5350	Unch
	Sirsa	Sirsa (Loose)	5150	5250	-100
		Dhabwali (Loose)	5250	5300	-50
		Dhabwali (Delivery)	5513	5565	-53
		Ellanabad (Loose)	5300	5300	Unch
	Fatehabad	Fatehabad (Loose)	5000	5100	-100
Gujarat	Banaskantha	Deesa (Loose)	NA	NA	-
	Patan	Patan (Loose)	NA	4200	-
	Rajkot	Rajkot (Loose)	5225	5325	-100
	Jamnagar	Dhrol (Loose)	5175	5300	-125
Madhya Pradesh	Gwalior	Dabra (Loose)	NA	NA	-
Guar Gum					



Rajasthan	Jodhpur	Jodhpur	10850	11000	-150
	Alwar	Alwar	10800	11000	-200
	Hanumangarh	Nohar	NA	NA	-
Haryana	Bhiwani	Bhiwani	10500	10900	-400
	Sirsa	Sirsa	10700	10900	-200
		Dhabwali	10900	11000	-100
		Ellanabad	10700	11000	-300
	Fatehabad	Fatehabad	10900	11000	-100

Guar Seed Arrivals in Key Centers					
Commodity	District	Centre	Arrivals (Quintals)		Change
Guar Seed			23-May-23	22-May-23	
Rajasthan	Jodhpur	Jodhpur	NA	NA	-
	Sri-Ganganagar	Sri-Ganganagar	150	175	-25
		Rawla	NA	NA	-
		Gharsana	NA	NA	-
		Raisinghnagar	NA	NA	-
	Bikaner	Bikaner	1000	500	500
		Nokha	400	300	100
		Khajuwala	150	150	Unch
		Lunkaransar	300	400	-100
	Hanumangarh	Hanumangarh	25	20	5
		Nohar	NA	NA	-
		Pilibanga	40	40	Unch
	Nagaur	Nagaur	NA	NA	-
	Churu	Churu	100	NA	-
	Alwar	Alwar	NA	NA	-
Haryana	Hisar	Adampur	800	700	100
	Bhiwani	Bhiwani	NA	NA	-
		Siwani	500	600	-100
	Sirsa	Sirsa	600	600	Unch
		Dhabwali	30	30	Unch
		Ellanabad	30	30	Unch
	Fatehabad	Fatehabad	NA	NA	-
Gujarat	Banaskantha	Deesa	NA	NA	-
	Patan	Patan	NA	5	-
	Rajkot	Rajkot	200	200	Unch
	Jamnagar	Dhrol	46	104	-58

Madhya Pradesh	Gwalior	Dabra	NA	NA	-
Total Arrivals/Above Markets			4371	3854	517

Disclaimer

The information and opinions contained in the document have been compiled from sources believed to be reliable. The company does not warrant its accuracy, completeness and correctness. Use of data and information contained in this report is at your own risk. This document is not, and should not be construed as, an offer to sell or solicitation to buy any commodities. This document may not be reproduced, distributed or published, in whole or in part, by any recipient hereof for any purpose without prior permission from the Company. IASL and its affiliates and/or their officers, directors and employees may have positions in any commodities mentioned in this document (or in any related investment) and may from time to time add to or dispose of any such commodities (or investment). Please see the detailed disclaimer at <http://www.agriwatch.com/Disclaimer.asp> © 2023 Indian Agribusiness Systems Limited.