

Guar Monthly Research Report

Contents

- ❖ Executive Summary
- ❖ Outlook
- ❖ Domestic Market Fundamentals
- ❖ Export Scenario
- ❖ Price Seasonality of Guar Seed
- ❖ Domestic Guar Seed Supply & Demand Situation
- ❖ Processing Margins (Monthly)
- ❖ Technical Analysis (Futures Market)
- ❖ Monthly Guar Seed & Gum Prices at Key Spot Markets

Executive Summary

During the month under review, monthly average prices of Guar seed went up by 10% to Rs. 6,018/qtl. as compared to previous month at Rs. 5,489/qtl. due to good demand but lesser arrivals in the market as the farmers are reluctant to sell their stocks in anticipation of better prices in future. While the guar gum monthly average prices went up by 12% to Rs. 12,640/qtl as compared to previous month at Rs. 11,252/qtl in tandem with Guar seed prices.

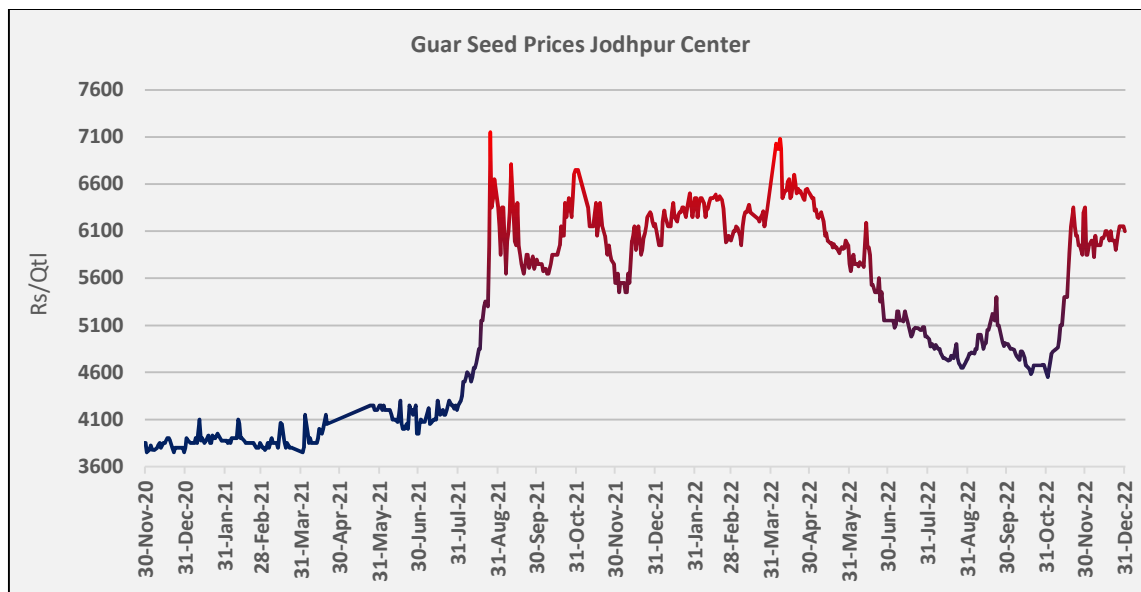
As per data released by Baker Hughes, the number of oilrigs in USA went up by 2 to 623 in Dec '22 as compared to 621 in the previous month.

Outlook – Guar seed (Spot, Jodhpur basis):

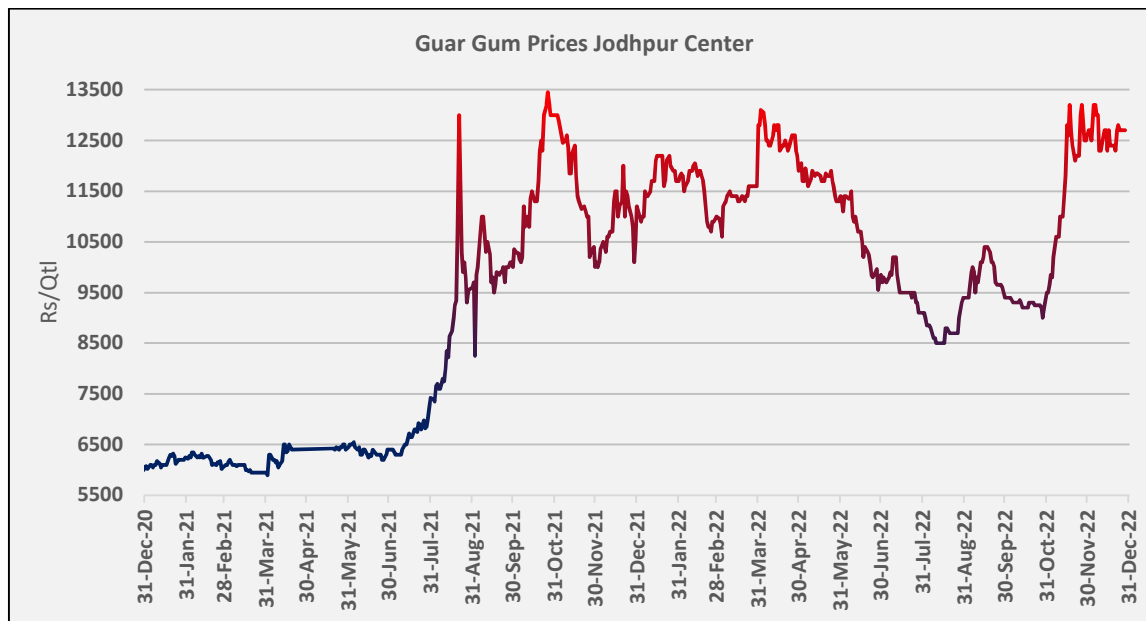
Guar seed delivery prices are expected to trade range bound with firm bias amid good demand. The seed prices are likely to trade in the range between 5,500 –6,700/Qtl. in the short-run and guar gum likely to trade in the range of 11,000-13,500.

Domestic Market Fundamentals

During the month under review, monthly average prices of Guar seed went up by 10% to Rs. 6,018/qtl. as compared to previous month at Rs. 5,489/qtl. due to decline in arrivals in the market as the farmers are reluctant to sell their stocks in anticipation of better prices in future.

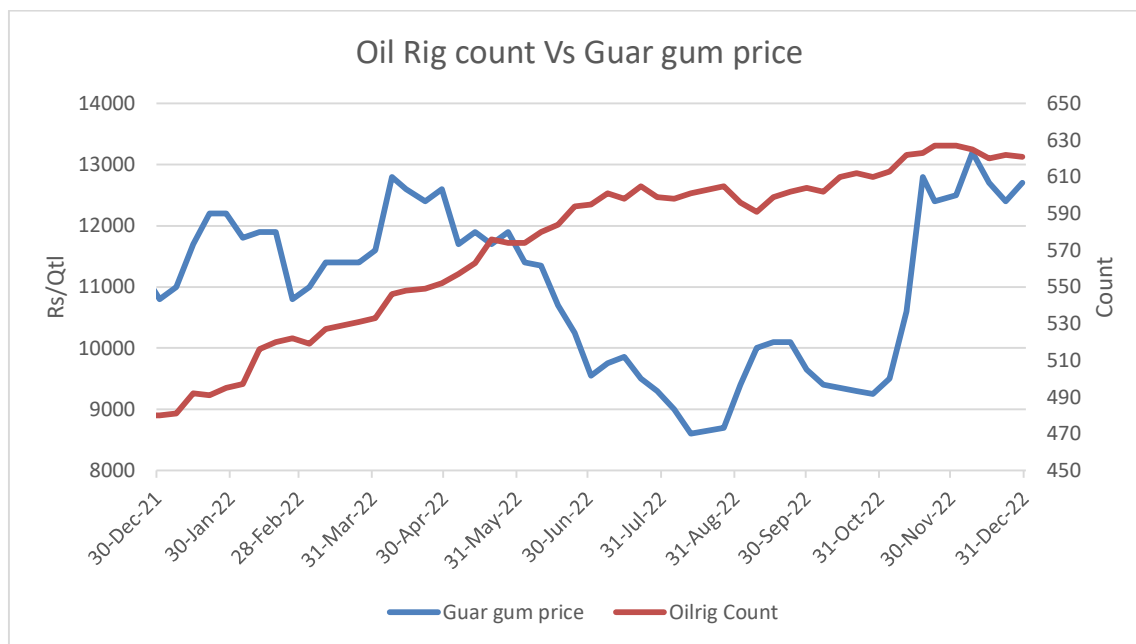


During the month under review, guar gum monthly average prices too went up by 12% to Rs. 12,640/qtl as compared to previous month at Rs. 11,252/qtl in tandem with Guar seed prices and good demand.



Oilrig count Vs Guar gum price

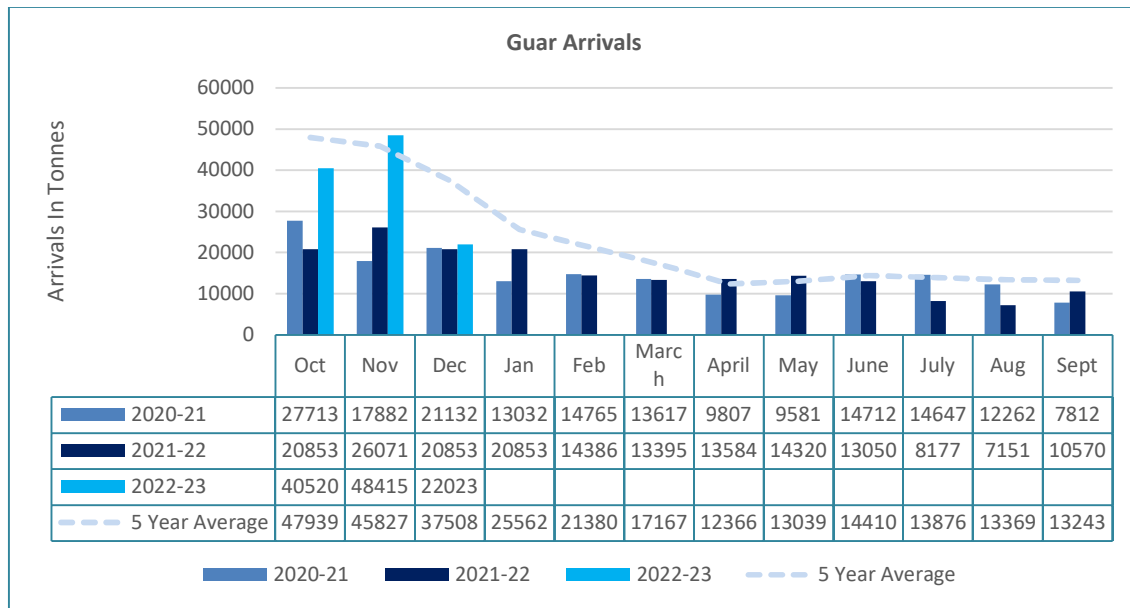
As per data released by Baker Hughes, the number of oilrigs in USA went up by 2 to 623 in Dec '22 as compared to 621 in the previous month. While the Guar gum prices went up by 12% this month as compared to the previous month.



WTI Crude oil

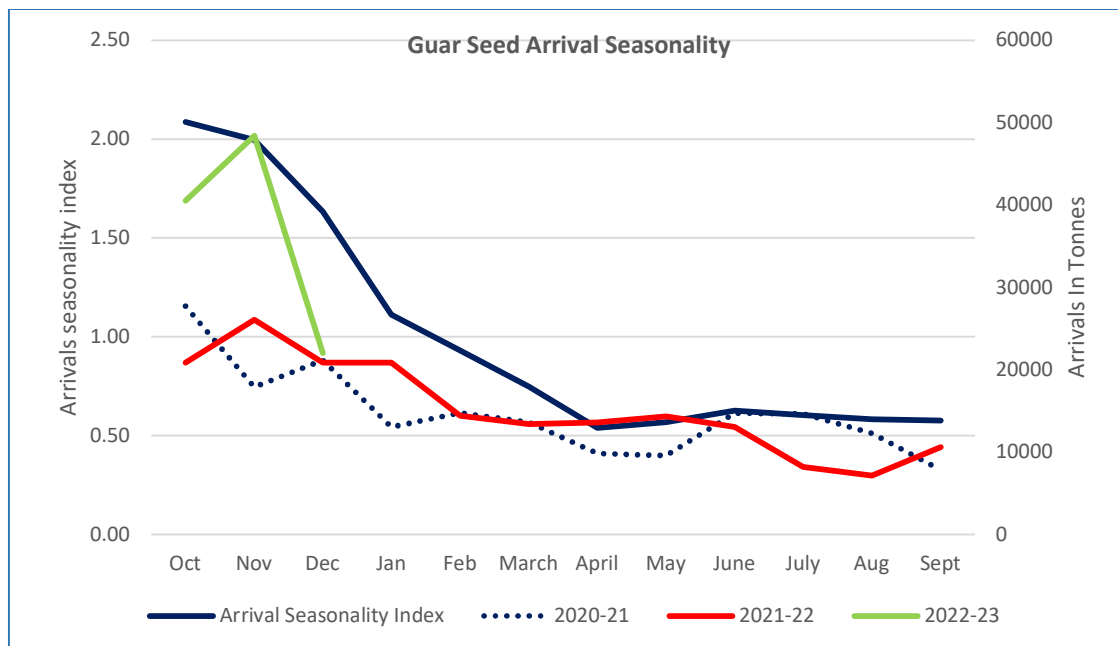
WTI Crude oil 30th Dec '22	% Change
30th Dec '22	2.37%
1 Week	1.42%
Month till date	-0.11%

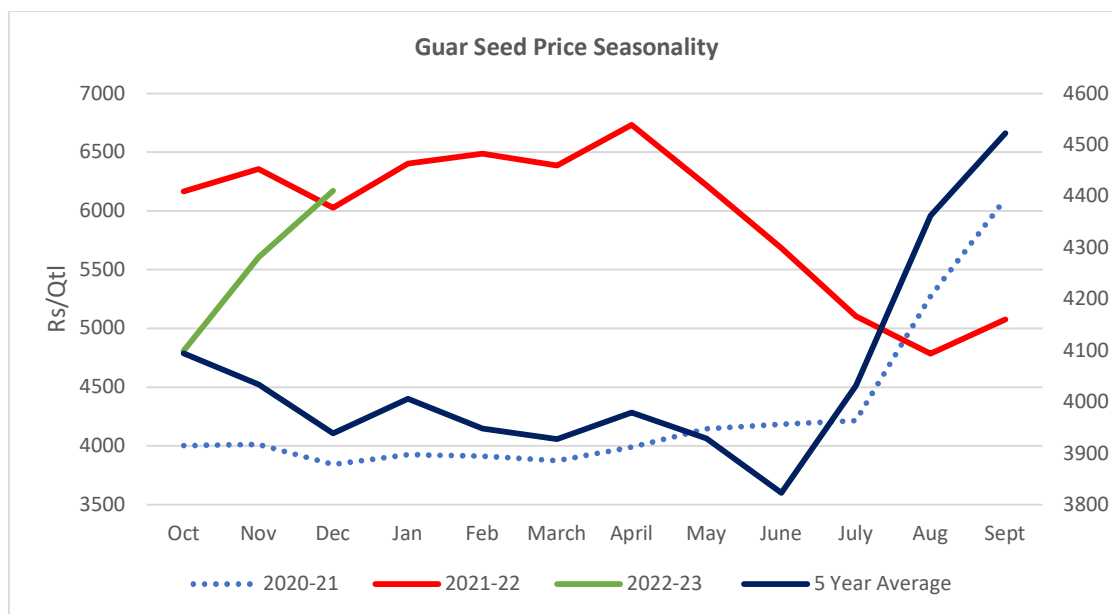
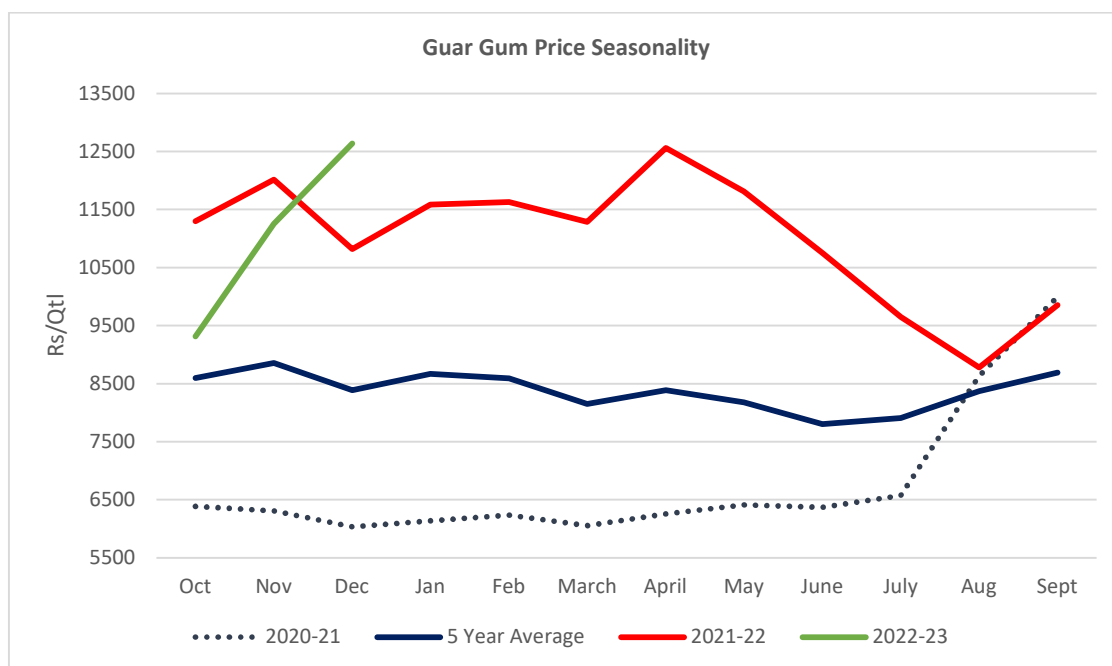
Arrivals

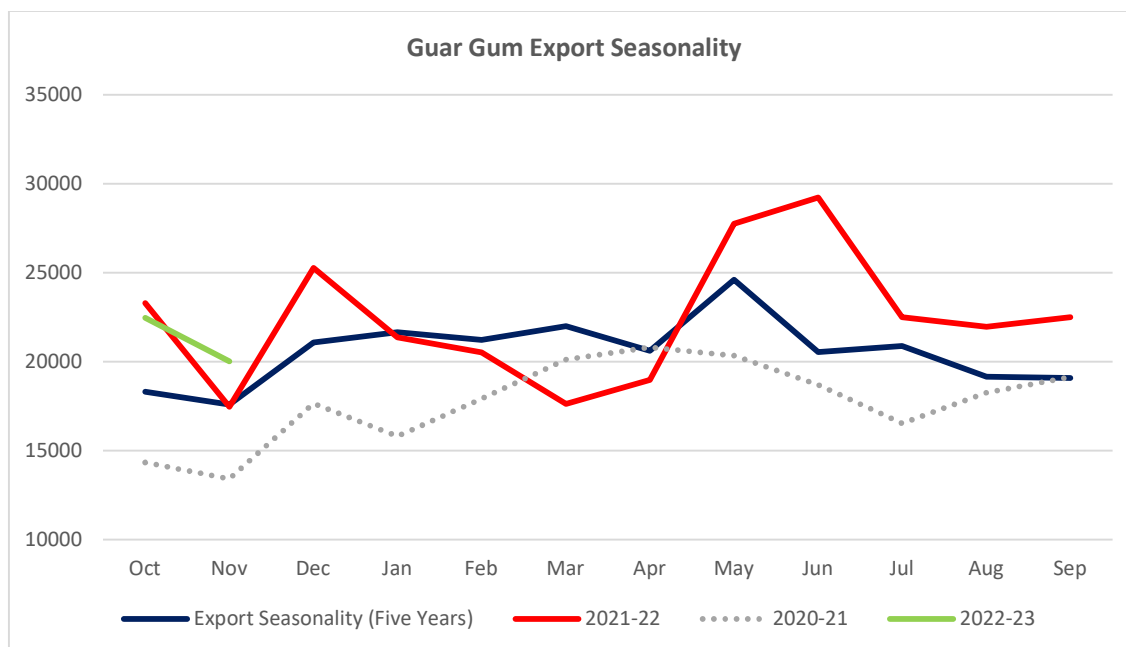
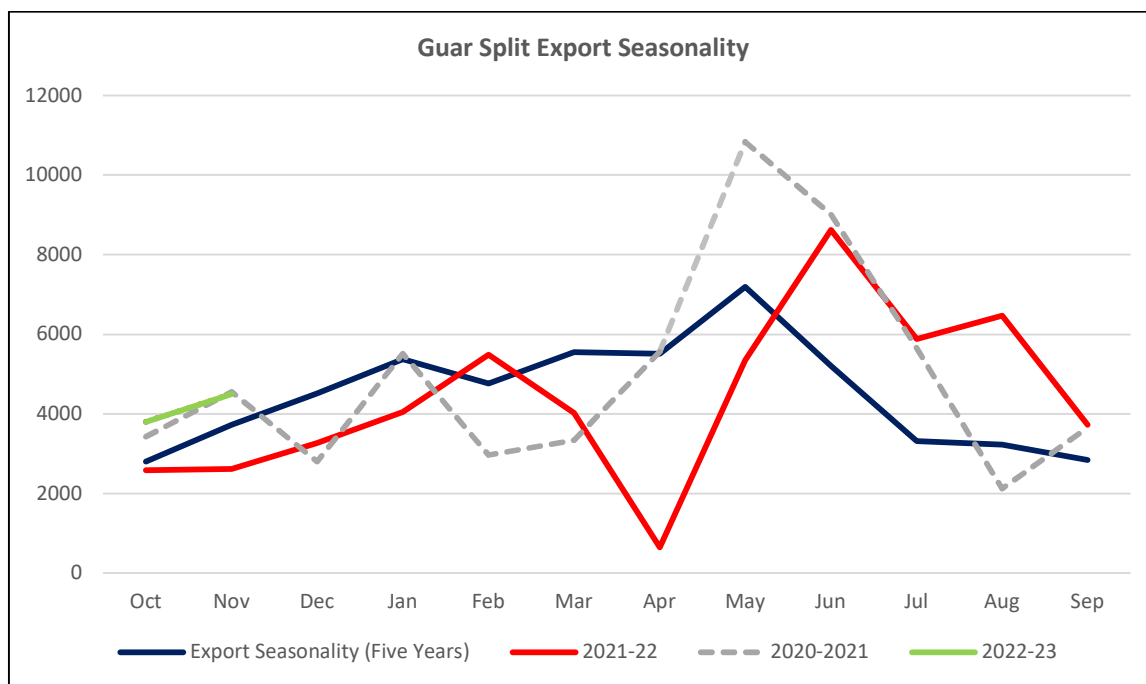


Guar Seed Arrivals Seasonality

In Oct-Dec '22, Guar seed arrivals went down by 15% at 1,10,958 tonnes as compared to 1,31,723 tonnes five years average. While in Dec '22 arrivals went down by 41% to 22,023 tonnes as compared to 37,508 tonnes five-year average.



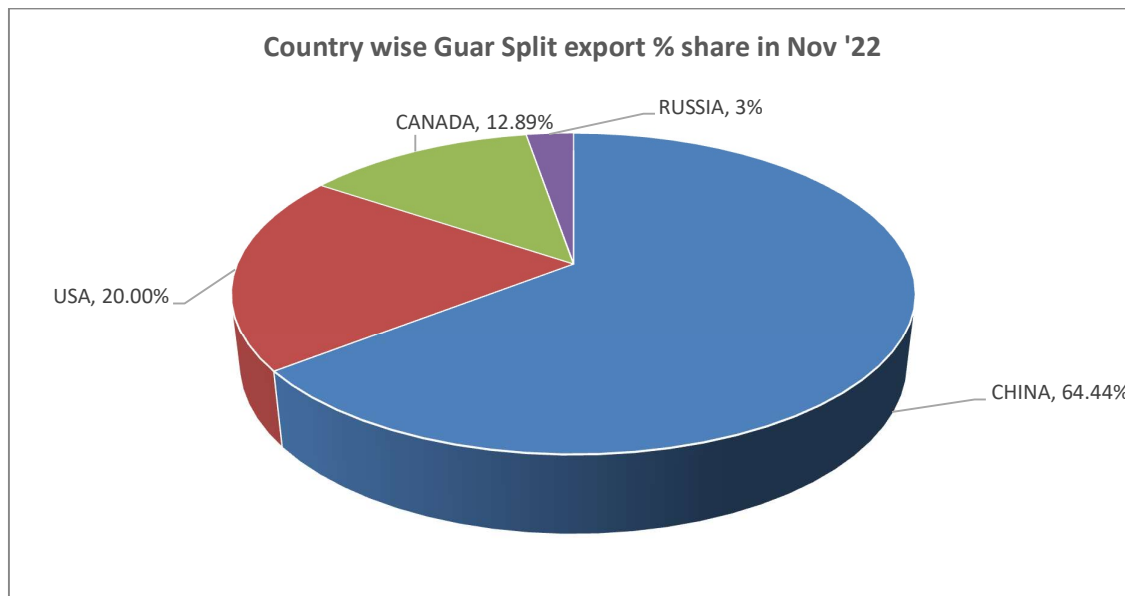
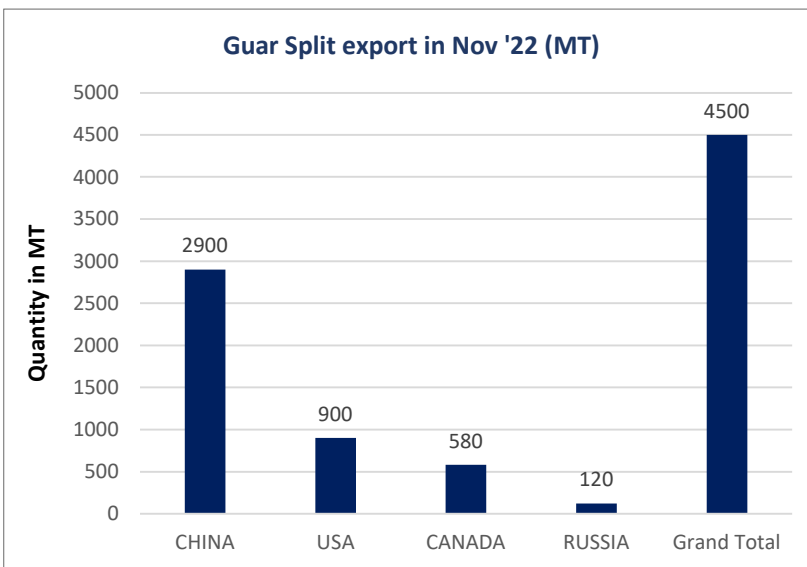
Guar Seed Price Seasonality

Guar Gum Price seasonality


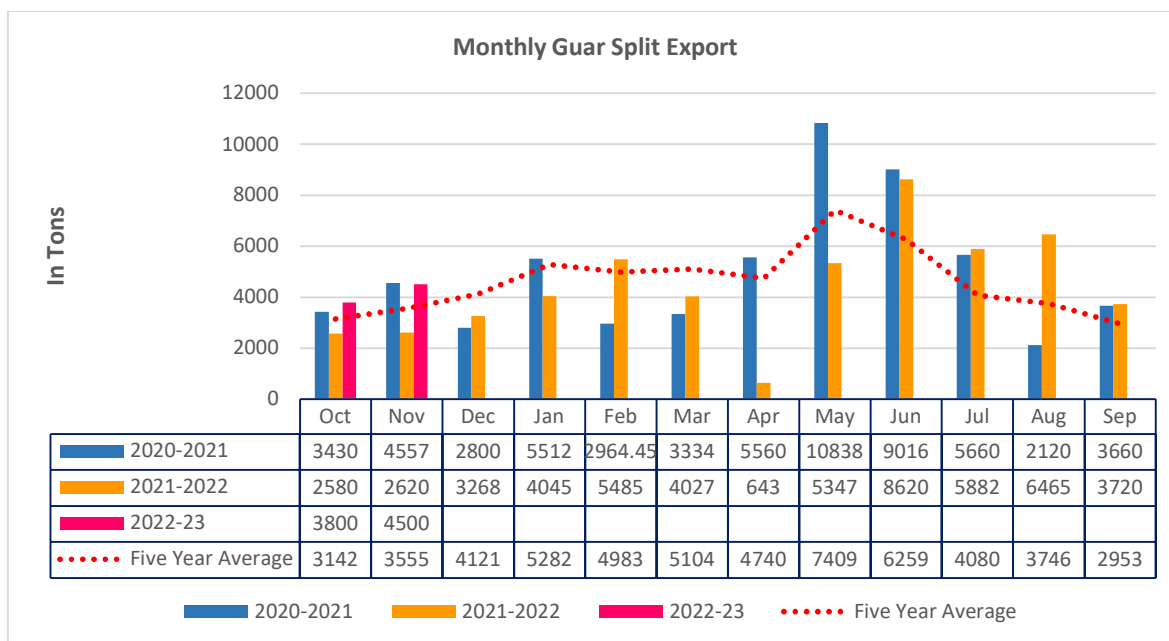
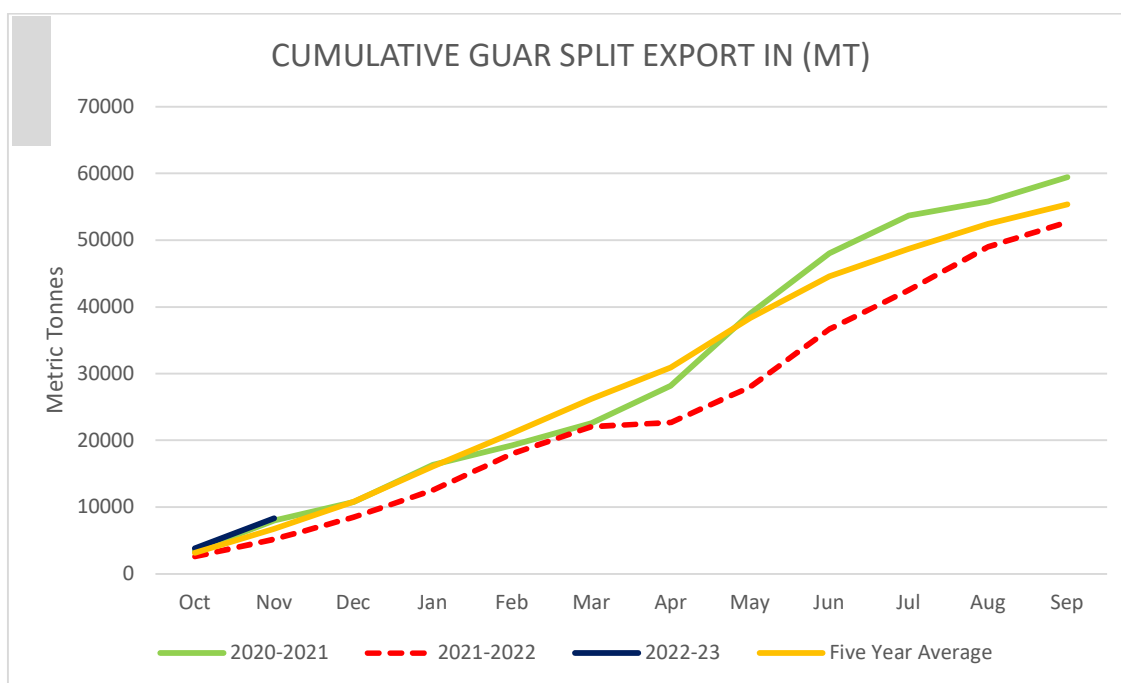
Guar Gum Export seasonality

Guar Split export seasonality


Export Scenario

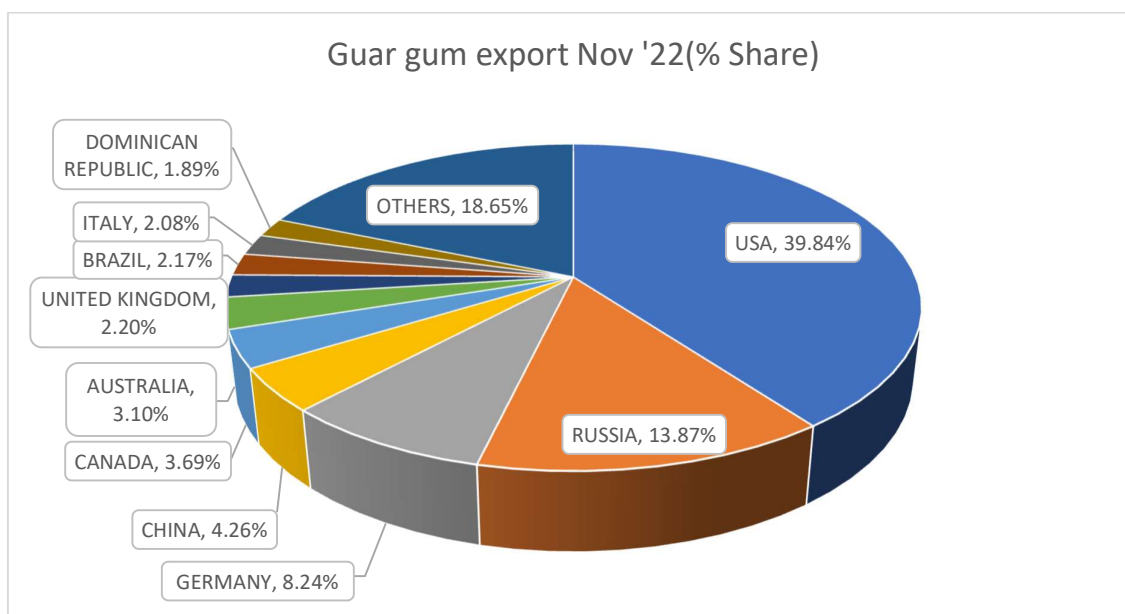
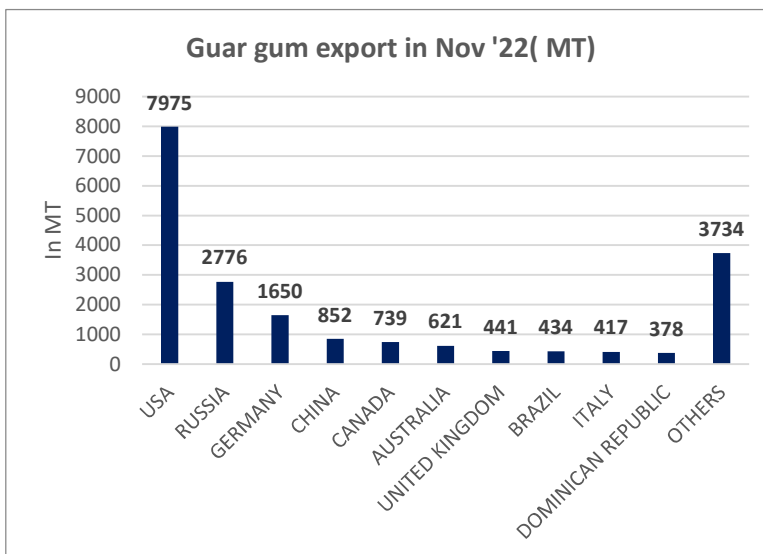
Guar Split Exports

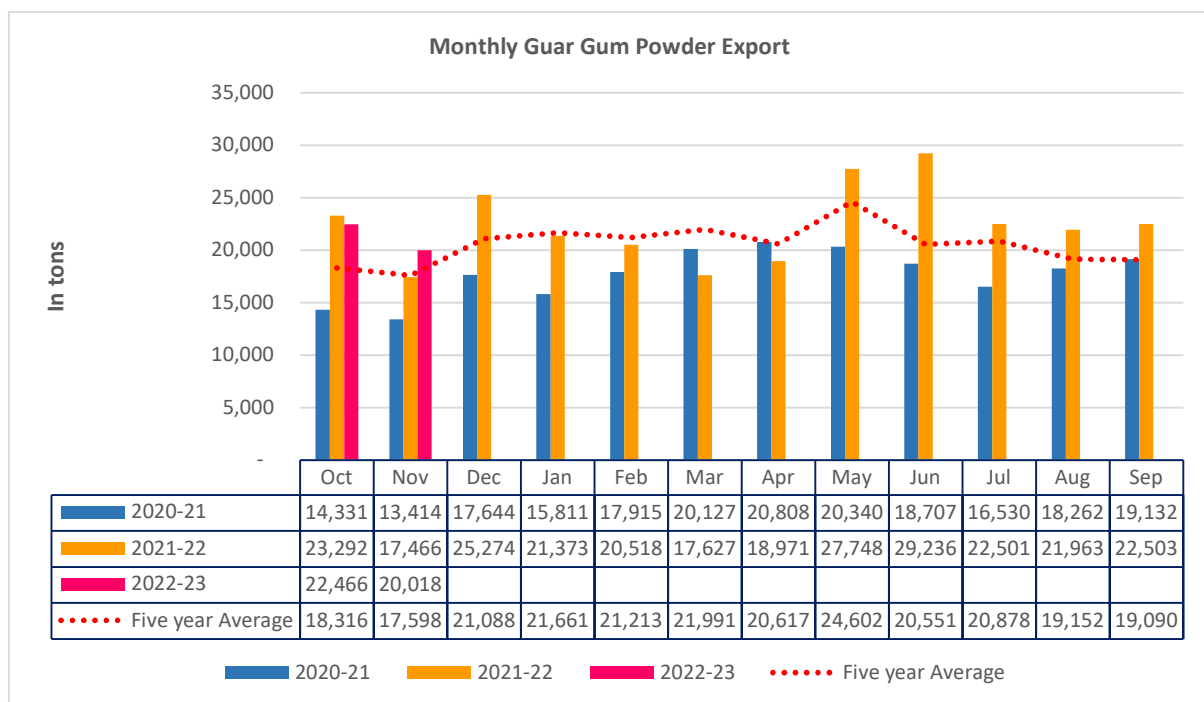
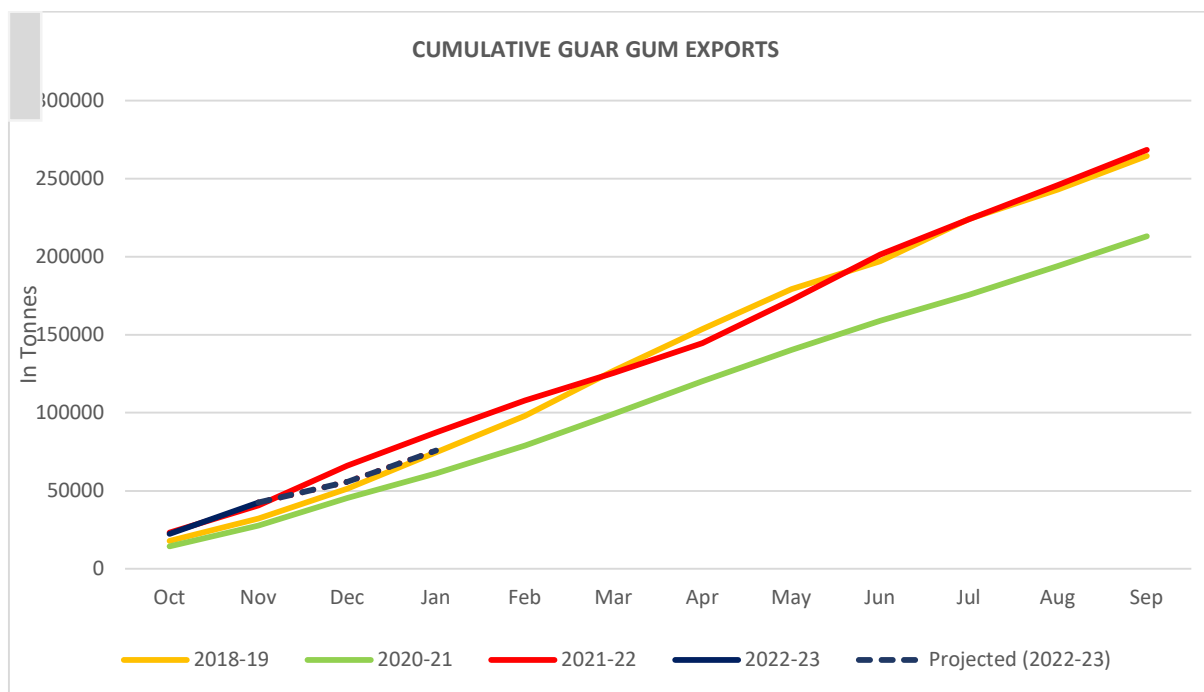
India's Guar split exports increased in the month of November '2022 by 18% to 4,500 MT as compared to 3,800 MT previous month. However, the Guar split shipments up by 72% in November '22 compared to the same period last year. Out of the total exports, around 2,900 MT (64.44%) was bought by China, 900 MT (20%) bought by the USA, 580 MT (12.89%) by Canada and 120 MT (2.67%) bought by Russia.





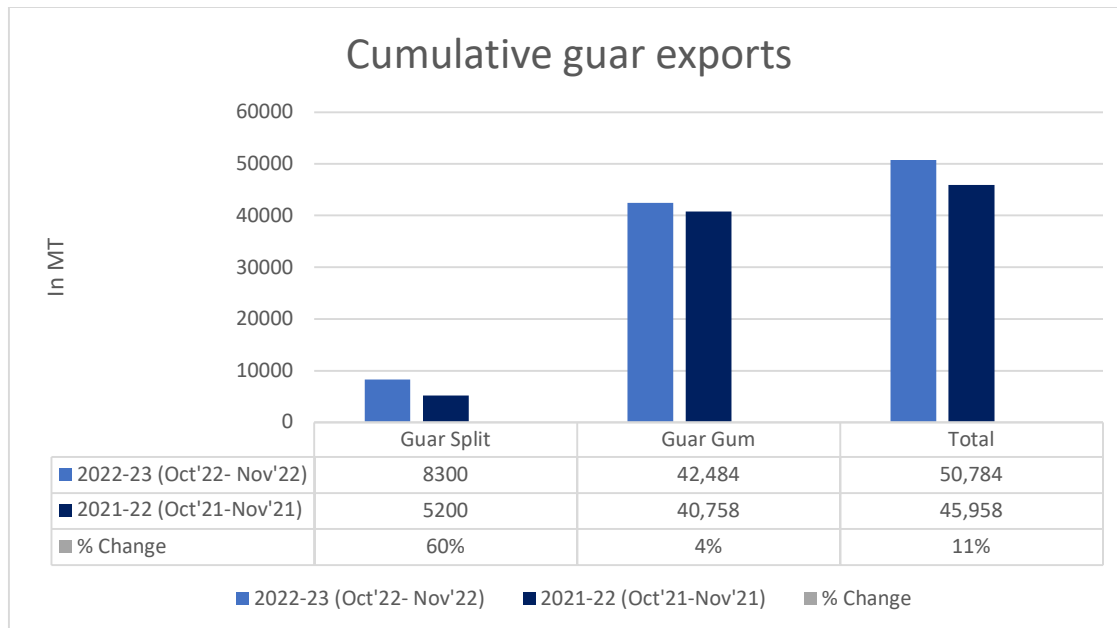
Guar Gum Exports: India's Guar gum exports decreased in the month of November '2022 by 11% to 20,018 MT compared to 22,466 MT during previous month. However, the gum shipments went up by 15% in November 2022 compared to the same period last year. Out of the total exported quantity, around 7975 MT (39.84%) was bought by the US, Russia bought 2,776 MT (13.87%), Germany 1,650 MT (8.24%), China 852 MT (4.26%) and Canada 739 MT (3.69%). We expect Guar gum export in Dec '22 around 22,000-25,000 tonnes



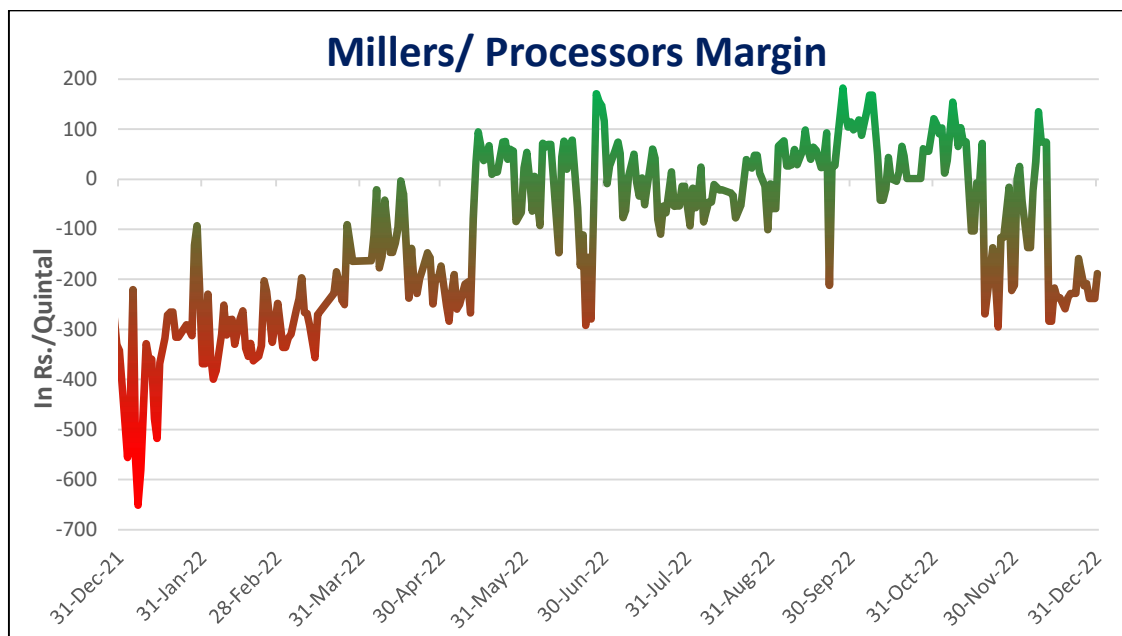


Total Cumulative Guar exports

Oct-Nov '22 recorded up by 11% to 5.07 Lakh tonnes as compared to 4.59 Lakh tonnes previous year same period.


Millers/Processors Margin

As seen in the chart, the average net crush margin of guar seed slumped in December '22 to -144/ Qtl as compared to -44/ Qtl in November '22, due to firm guar seed prices.



Technical Analysis (Guar Seed)

Commodity: Guar Seed
Exchange: NCDEX

Expiry: Jan 20, 2022
Contract: Jan

Guar Seed (Jan, Daily Chart)


Violet histogram indicating WTI crude oil price movement.

Technical Commentary:

- As seen in the above chart, prices are firm, but the market has come down. Currently trading above 18,50 and 100 DMA while taking support of 9 DMA.
- During the month under review, Guar seed went down by 1.38%, market made low at 5,645 and a high at 6,100 and closed at 5,986.
- MACD oscillator momentum indicating firm sentiments.
- RSI is near 60, indicating strong buying strength.

Weekly Supports & Resistances			S1	S2	PCP	R1	R2
Guar Seed	NCDEX	Jan	5500	5400	5986	6600	6700
			Call	Entry	T1	T2	SL
Guar Seed	NCDEX	Jan	Buy	5900	6400	6500	5800

Technical Analysis (Guar Gum)

Commodity: Guar Gum
Contract: Jan

Exchange: NCDEX
Expiry: Jan 20, 2022

Guar Gum (Jan, Daily Chart)



Violet histogram indicating WTI crude oil price movement.

Technical Commentary:

- As seen in the above chart, prices are firm, but the market went down. Currently trading above 9,18,50 and 100 DMA.
- During the month under review, Guar gum prices went down by 1.53%. Market made low at 11,840, high at 13,152 and closed at 12,713.
- MACD is indicating firm sentiments.
- RSI is near 60, indicating good buying strength.

Weekly Supports & Resistances			S1	S2	PCP	R1	R2
Guar Gum	NCDEX	Jan	11300	11200	12713	13400	13600
Weekly Trade Call			Call	Entry	T1	T2	SL
Guar Gum	NCDEX	Jan	Buy	12850	13200	13500	12750

Guar Seed Prices at Key Spot Markets:					
Commodity	District	Centre	Prices (Rs/Qtl)		Change
Guar Seed			31-Dec-22	30-Nov-22	
Rajasthan	Jodhpur	Jodhpur (Loose)	5950	6200	-250
		Jodhpur (Delivery)	6248	6510	-263
	Sri-Ganganagar	Sri-Ganganagar (Loose)	5850	5750	100
		Sri-Ganganagar (Delivery)	6000	5900	100
		Rawla (Loose)	5690	6325	-635
		Gharsana (Loose)	NA	6195	-
		Raisinghnagar (Loose)	5750	6000	-250
	Bikaner	Bikaner (Loose)	5725	6000	-275
		Bikaner (Delivery)	6011	6300	-289
		Nokha (Loose)	5750	6000	-250
		Nokha (Delivery)	6038	6300	-263
		Khajuwala (Loose)	5800	6050	-250
		Khajuwala (Delivery)	6090	6353	-263
		Lunkaransar (Loose)	6038	6000	38
	Hanumangarh	Hanumangarh (Loose)	5700	6000	-300
		Hanumangarh (Delivery)	5985	6300	-315
		Nohar (Loose)	NR	-	-
		Pilibanga (Loose)	NR	-	-
	Nagaur	Nagaur (Loose)	5700	5850	-150
	Churu	Churu (Delivery)	5850	6050	-200
	Alwar	Alwar (Loose)	5650	5900	-250
Haryana	Hisar	Adampur (Loose)	5800	6050	-250
		Adampur (Delivery)	6090	6353	-263
	Bhiwani	Bhiwani (Delivery)	5850	6225	-375
		Siwani (Loose)	5850	6200	-350
	Sirsa	Sirsa (Loose)	5800	5900	-100
		Dhabwali (Loose)	5825	5850	-25
		Dhabwali (Delivery)	6116	6143	-26
		Ellanabad (Loose)	NA	-	-
	Fatehabad	Fatehabad (Loose)	5500	5800	-300
Gujarat	Banaskantha	Deesa (Loose)	NA	5805	-
	Patan	Patan (Loose)	5705	5805	-100
	Rajkot	Rajkot (Loose)	5750	NA	-
	Jamnagar	Dhrol (Loose)	-	-	-

Madhya Pradesh	Gwalior	Dabra (Loose)	-	-	-
Guar Gum					
Rajasthan	Jodhpur	Jodhpur	12700	13200	-500
	Alwar	Alwar	12800	12900	-100
	Hanumangarh	Nohar	NA	-	-
Haryana	Bhiwani	Bhiwani	12600	12700	-100
	Sirsa	Sirsa	12700	13000	-300
		Dhabwali	12700	12400	300
		Ellanabad	NA	-	-
	Fatehabad	Fatehabad	12700	12800	-100

Guar Seed Arrivals in Key Centers					
Commodity	District	Centre	Arrivals (Quintals)		Change
Guar Seed			31-Dec-22	30-Nov-22	
Rajasthan	Jodhpur	Jodhpur	200	200	Unch
	Sri-Ganganagar	Sri-Ganganagar	200	200	Unch
		Rawla	255	50	205
		Gharsana	NA	690	-
		Raisinghnagar	100	250	-150
	Bikaner	Bikaner	1000	3000	-2000
		Nokha	1500	2500	-1000
		Khajuwala	1000	1700	-700
		Lunkaransar	600	1500	-900
	Hanumangarh	Hanumangarh	70	100	-30
		Nohar	NR	0	-
		Pilibanga	NR	0	-
	Nagaur	Nagaur	300	1150	-850
	Churu	Churu	500	500	Unch
	Alwar	Alwar	NA	0	-
Haryana	Hisar	Adampur	1000	1200	-200
	Bhiwani	Bhiwani	250	150	100
		Siwani	600	NA	-
	Sirsa	Sirsa	200	300	-100
		Dhabwali	45	200	-155
		Ellanabad	NA	0	-
	Fatehabad	Fatehabad	50	50	Unch
Gujarat	Banaskantha	Deesa	NA	12	-

	Patan	Patan	37	63	-26
	Rajkot	Rajkot	150	NA	-
	Jamnagar	Dhrol	0	0	Unch
Madhya Pradesh	Gwalior	Dabra	0	0	Unch
Total Arrivals/Above Markets			8057	13815	-5758

Disclaimer

The information and opinions contained in the document have been compiled from sources believed to be reliable. The company does not warrant its accuracy, completeness and correctness. Use of data and information contained in this report is at your own risk. This document is not, and should not be construed as, an offer to sell or solicitation to buy any commodities. This document may not be reproduced, distributed or published, in whole or in part, by any recipient hereof for any purpose without prior permission from the Company. IASL and its affiliates and/or their officers, directors and employees may have positions in any commodities mentioned in this document (or in any related investment) and may from time to time add to or dispose of any such commodities (or investment). Please see the detailed disclaimer at <http://www.agriwatch.com/Disclaimer.asp> © 2023 Indian Agribusiness Systems Limited