

# Guar Monthly Research Report

## Contents

- ❖ Executive Summary
- ❖ Outlook
- ❖ Domestic Market Fundamentals
- ❖ Export Scenario
- ❖ Price Seasonality of Guar Seed
- ❖ Domestic Guar Seed Supply & Demand Situation
- ❖ Processing Margins (Monthly)
- ❖ Technical Analysis (Futures Market)
- ❖ Monthly Guar Seed & Gum Prices at Key Spot Markets

**Executive Summary**

During the month under review, monthly average prices of Guar seed went up by 4% to Rs. 6,256/qtl. as compared to previous month at Rs. 6,018/qtl. due to decline in arrivals in the market as the farmers are reluctant to sell their stocks in anticipation of better prices in future. While, guar gum monthly average prices extended previous month gains and went up by 4.4% to Rs. 13,196/qtl as compared to previous month at Rs. 12,640/qtl in tandem with Guar seed prices and good demand.

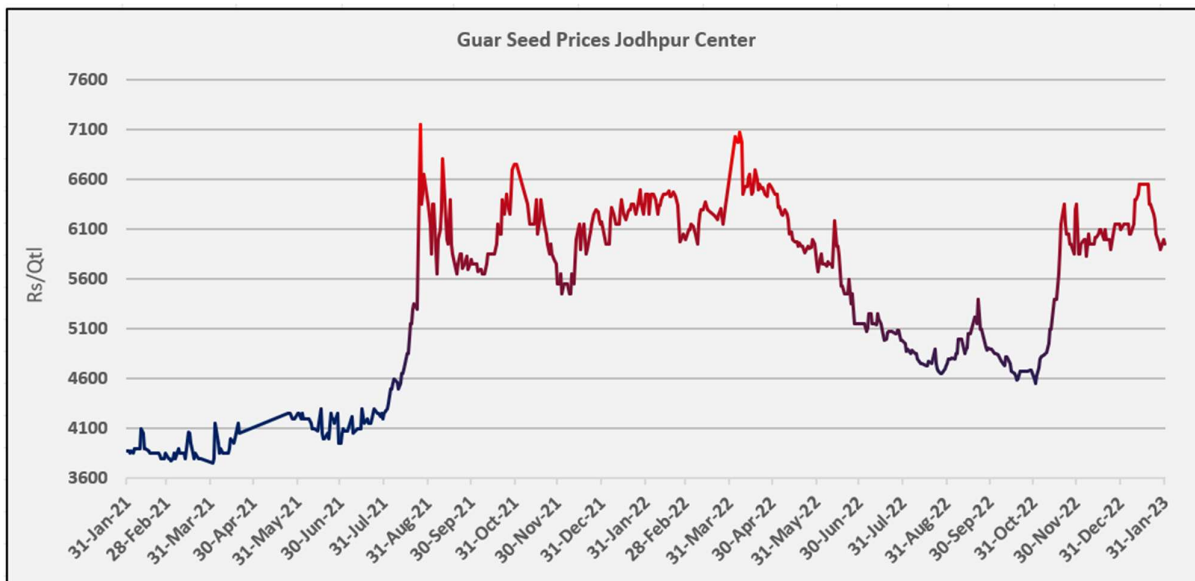
As per data released by Baker Hughes, the average number of oilrigs in USA went down by 7 to 616 in Jan '23 as compared to 623 in the previous month.

**Outlook – Guar seed (Spot, Jodhpur basis):**

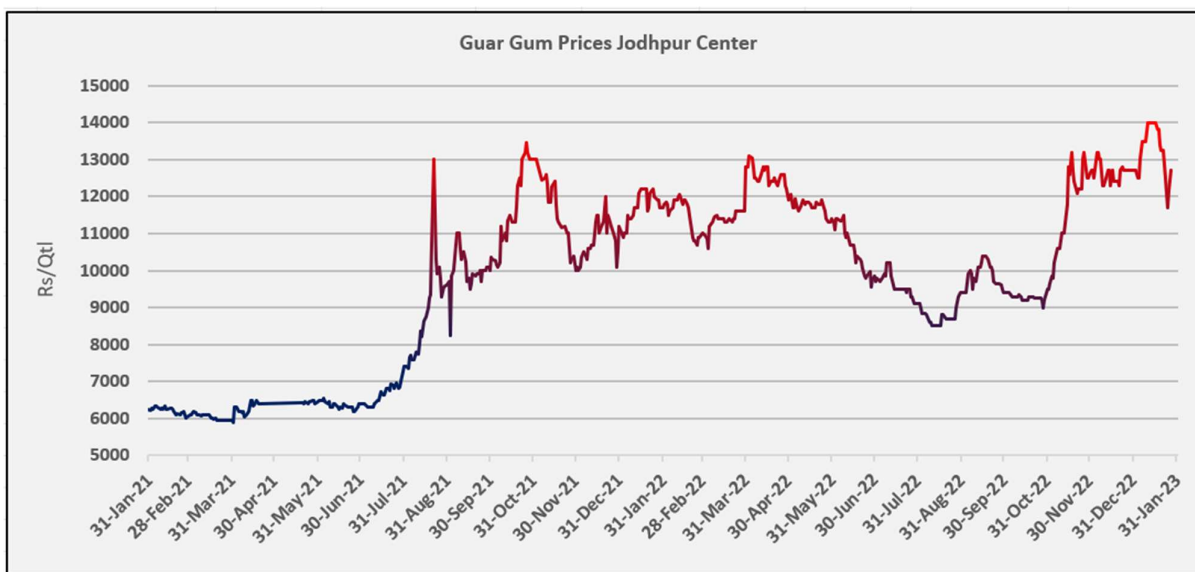
Guar seed delivery prices are expected to trade range bound with firm bias amid good demand. The seed prices are likely to trade in the range between 5,500 –6,700/Qtl. in the short-run and guar gum likely to trade in the range of 11,000-13,500.

### Domestic Market Fundamentals

During the month under review, monthly average prices of Guar seed went up by 4% to Rs. 6,256/qtl. as compared to previous month at Rs. 6,018/qtl. due to decline in arrivals in the market as the farmers are reluctant to sell their stocks in anticipation of better prices in future.

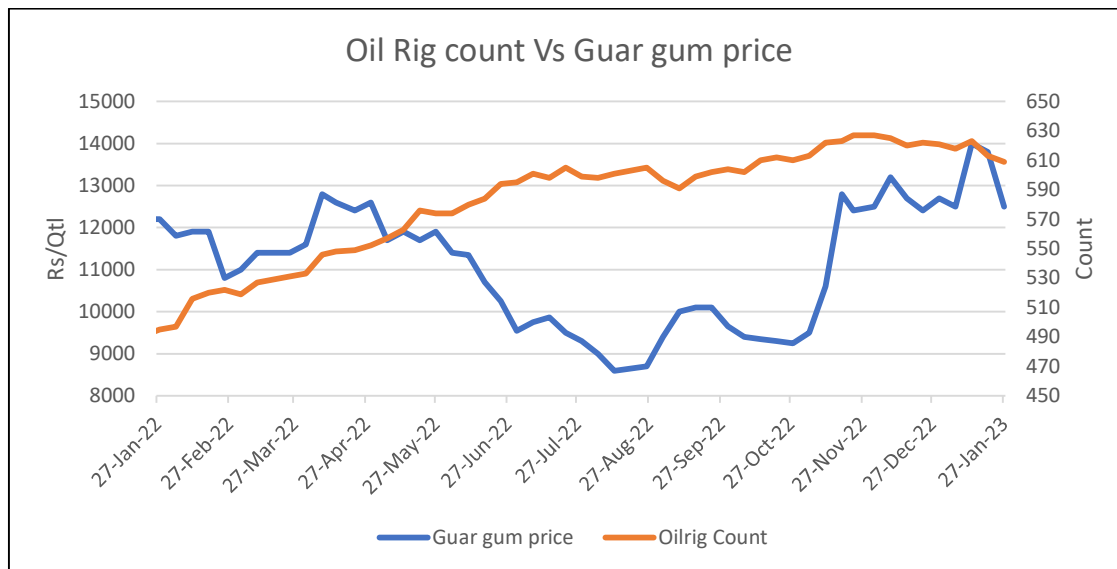


During the month under review, guar gum monthly average prices extended previous month gains and went up by 4.4% to Rs. 13,196/qtl as compared to previous month at Rs. 12,640/qtl in tandem with Guar seed prices and good demand.



### Oilrig count Vs Guar gum price

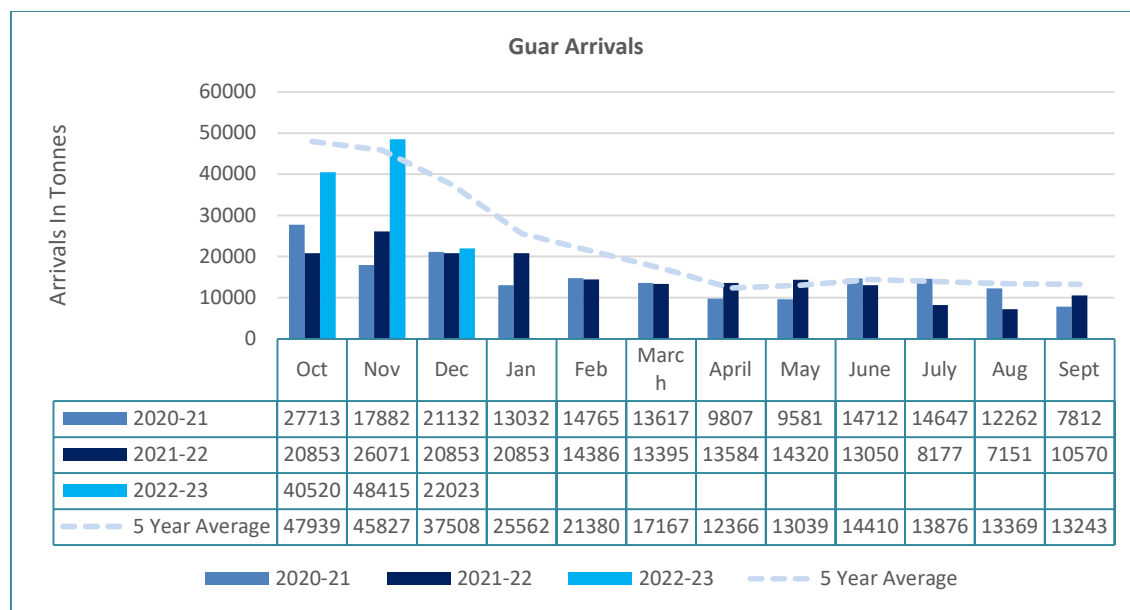
As per data released by Baker Hughes, the average number of oilrigs in USA went down by 7 to 616 in Jan '23 as compared to 623 in the previous month. While the average Guar gum prices went up by 4% this month as compared to the previous month.



### **WTI Crude Oil**

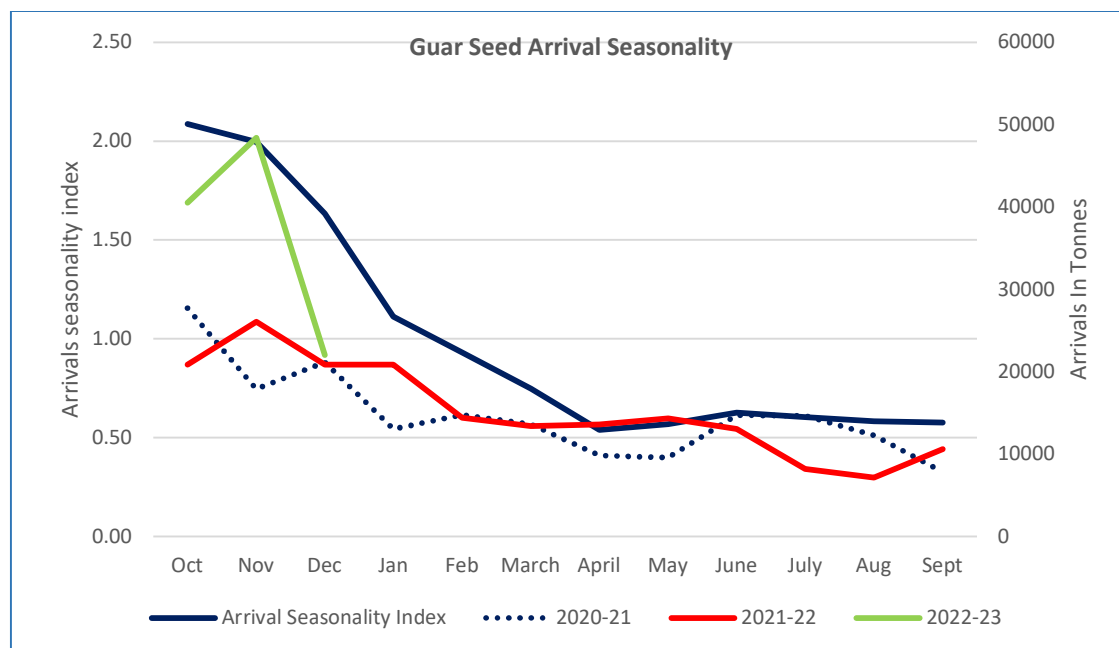
WTI Crude Oil 3rd Feb '23	% Change
03rd Feb '23	-0.13%
1 Week	-4.75%
Month till date	-1.64%

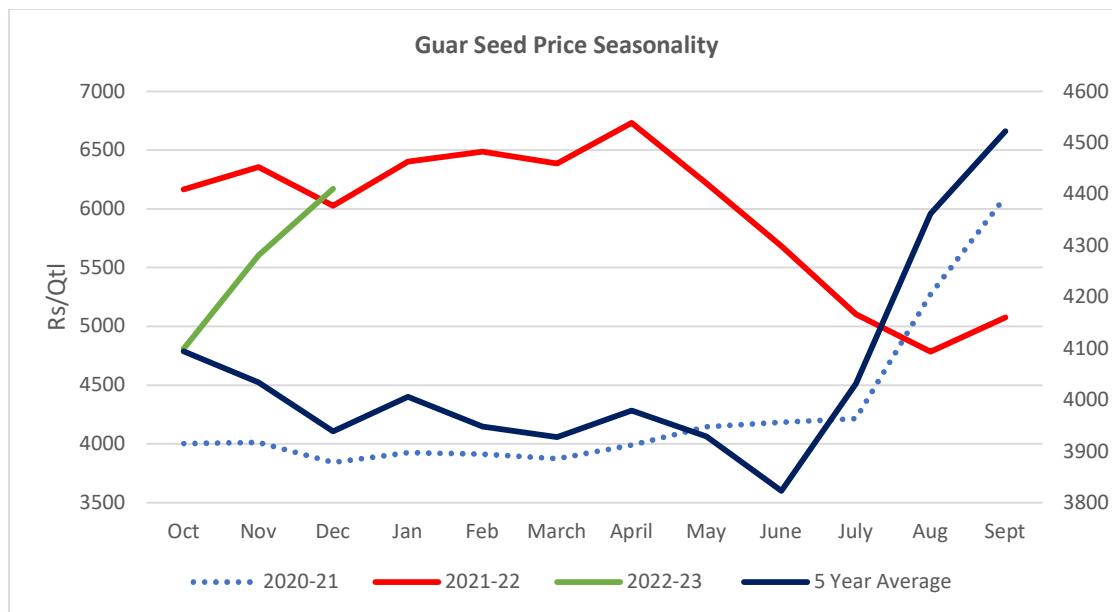
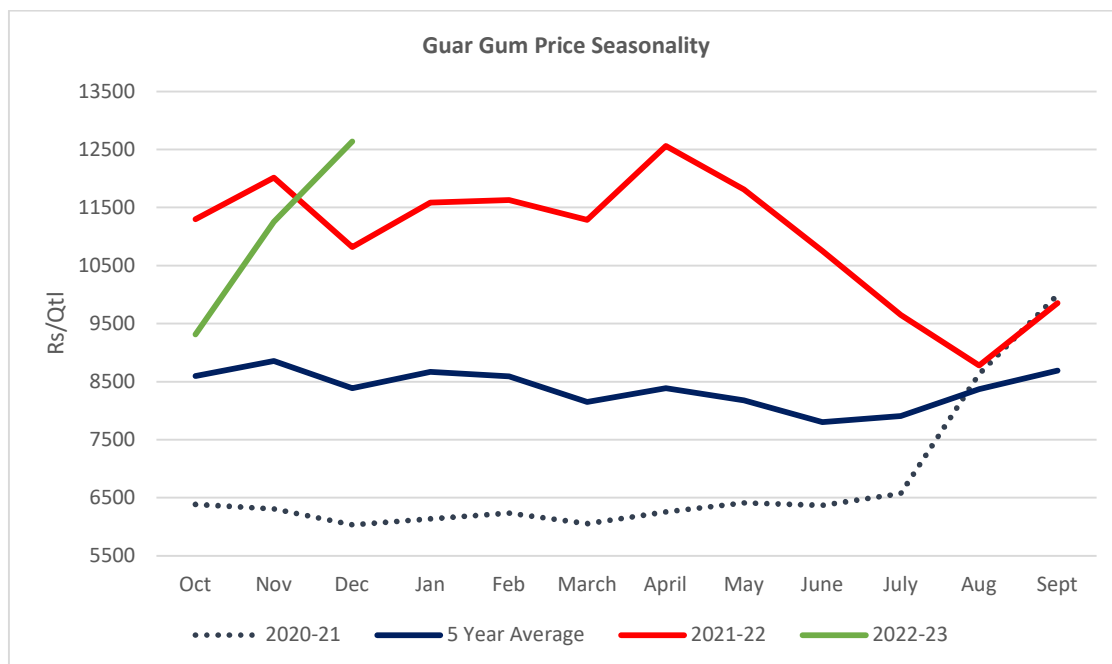
### Arrivals

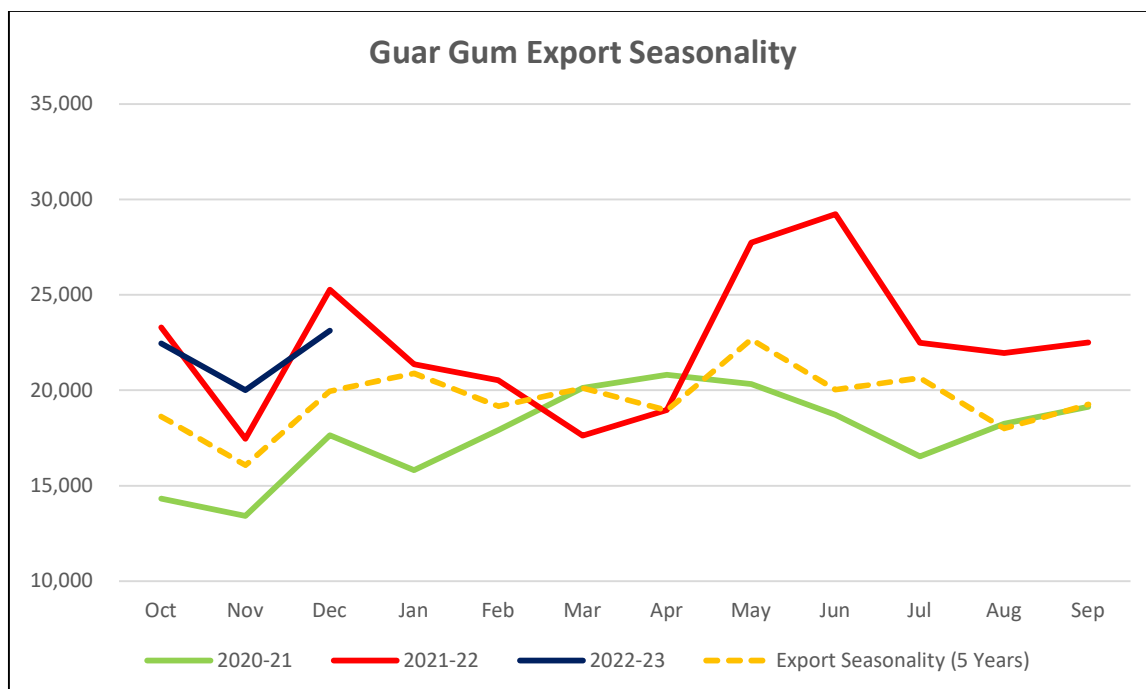
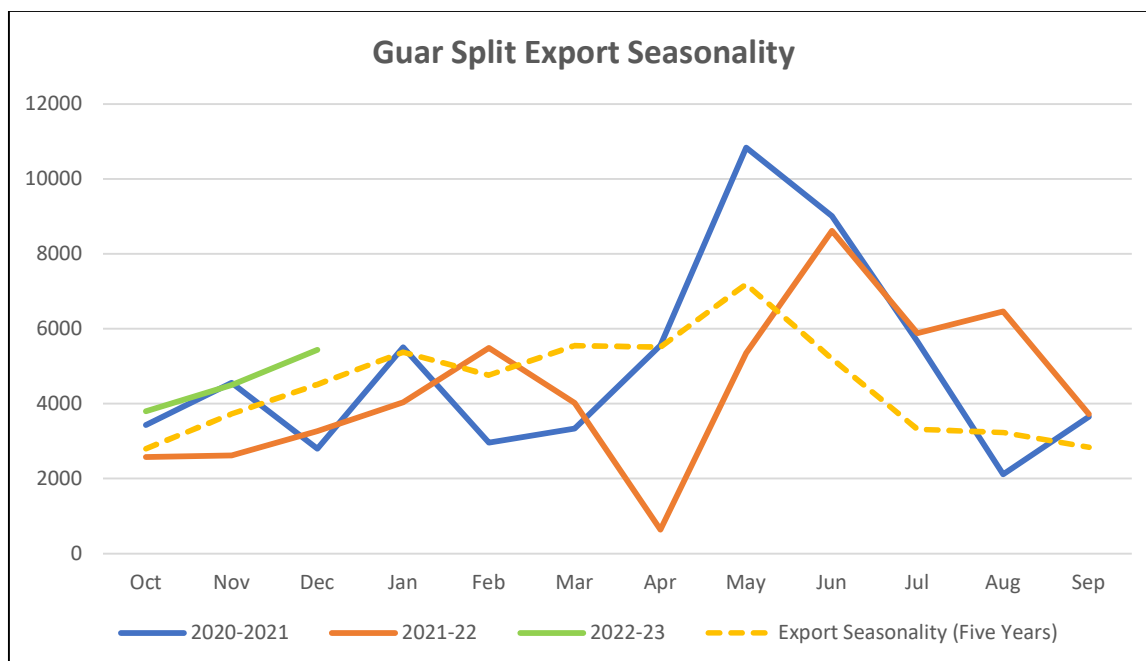


### Guar Seed Arrivals Seasonality

In Oct-Dec '22, Guar seed arrivals went down by 15% at 1,10,958 tonnes as compared to 1,31,723 tonnes five years average. While in Dec '22 arrivals went down by 41% to 22,023 tonnes as compared to 37,508 tonnes five-year average.



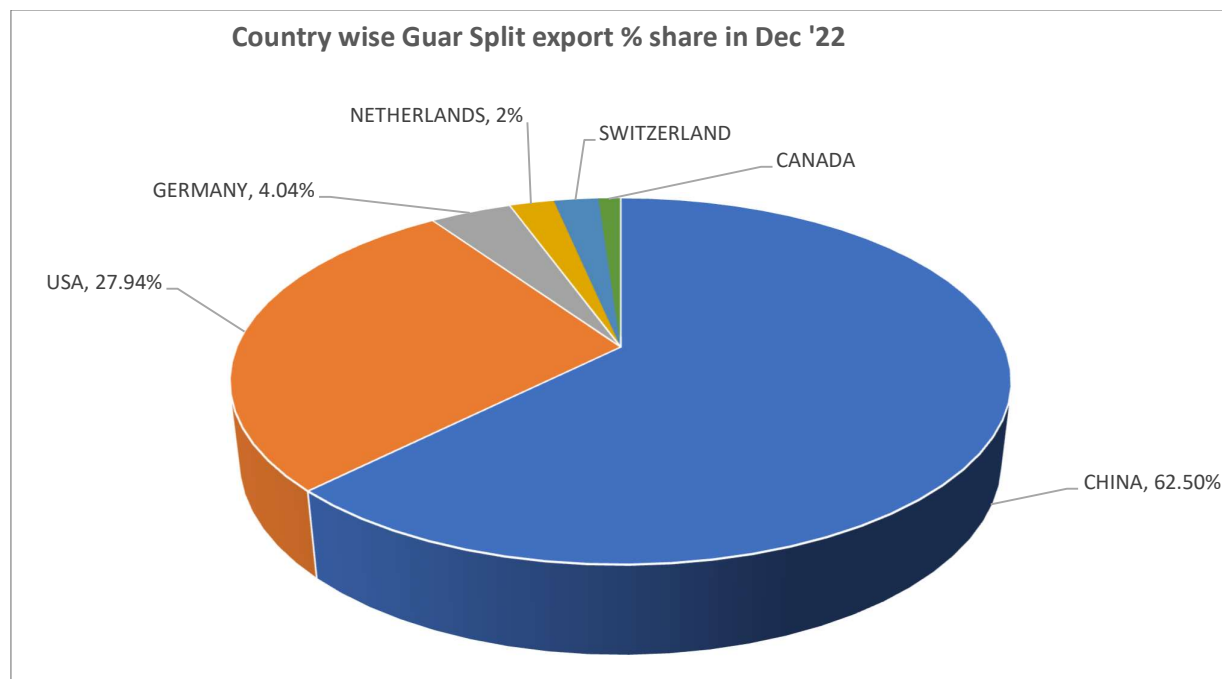
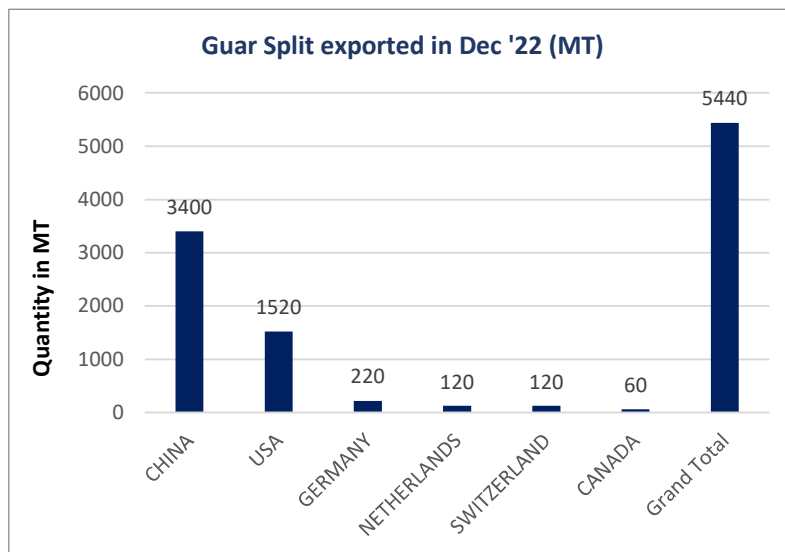
**Guar Seed Price Seasonality**

**Guar Gum Price seasonality**


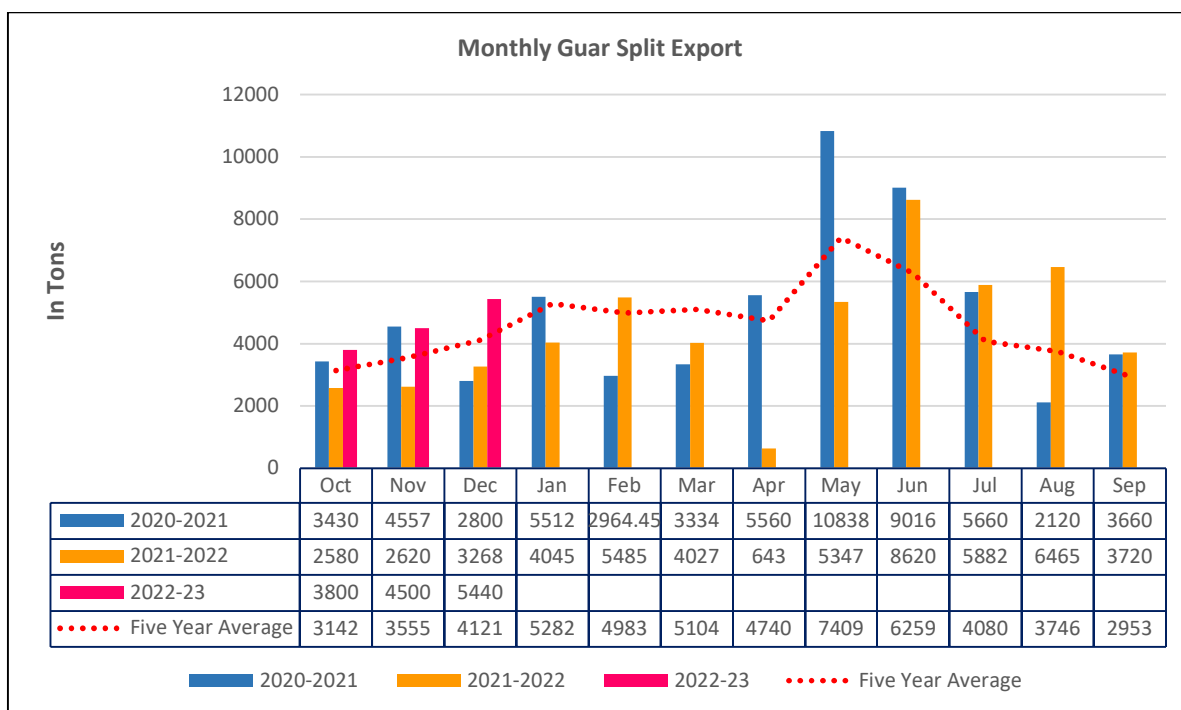
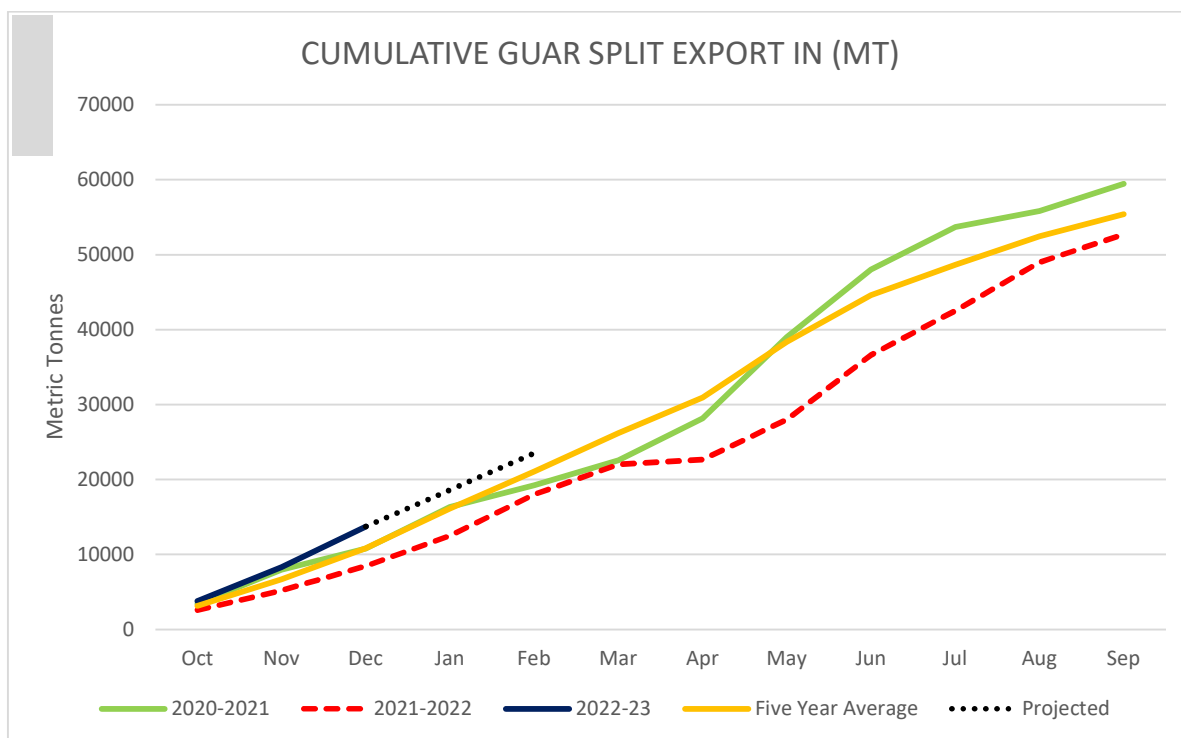
**Guar Gum Export seasonality**

**Guar Split export seasonality**


### Export Scenario

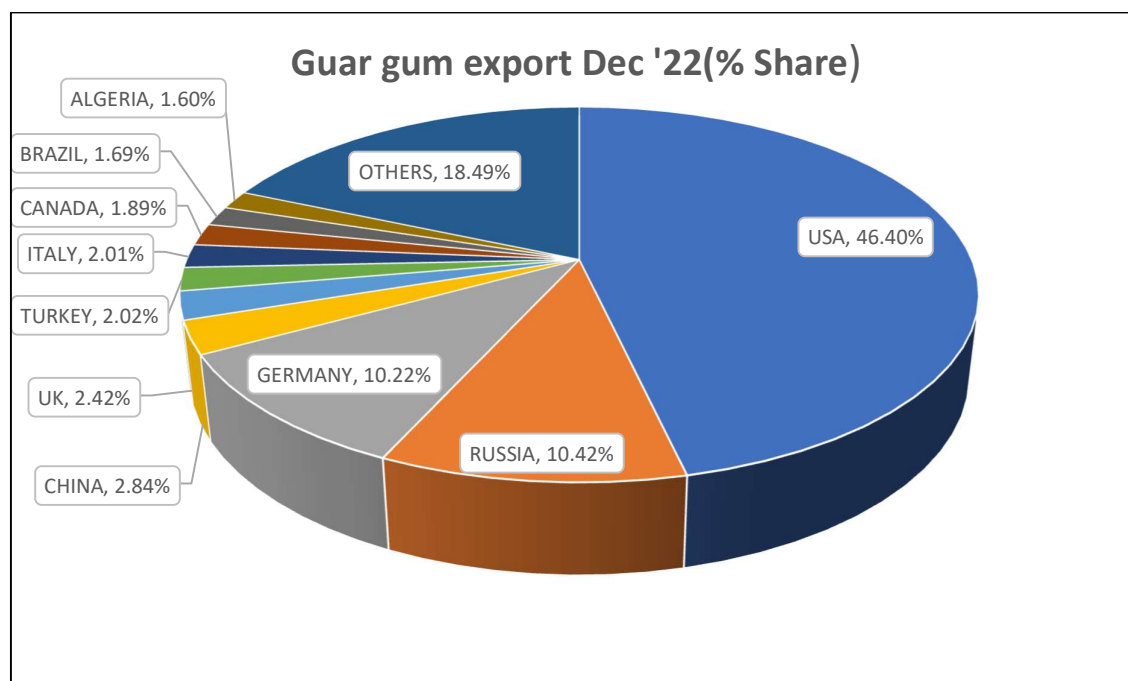
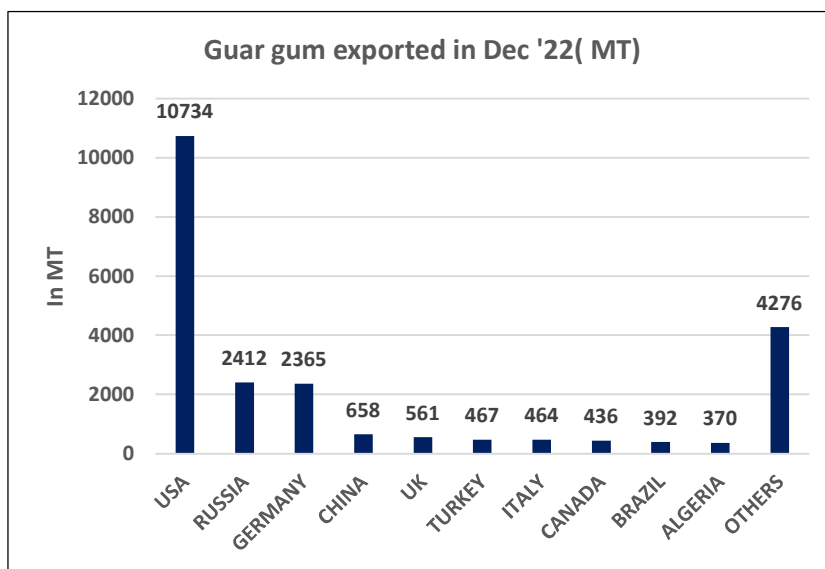
#### **Guar Split Exports**

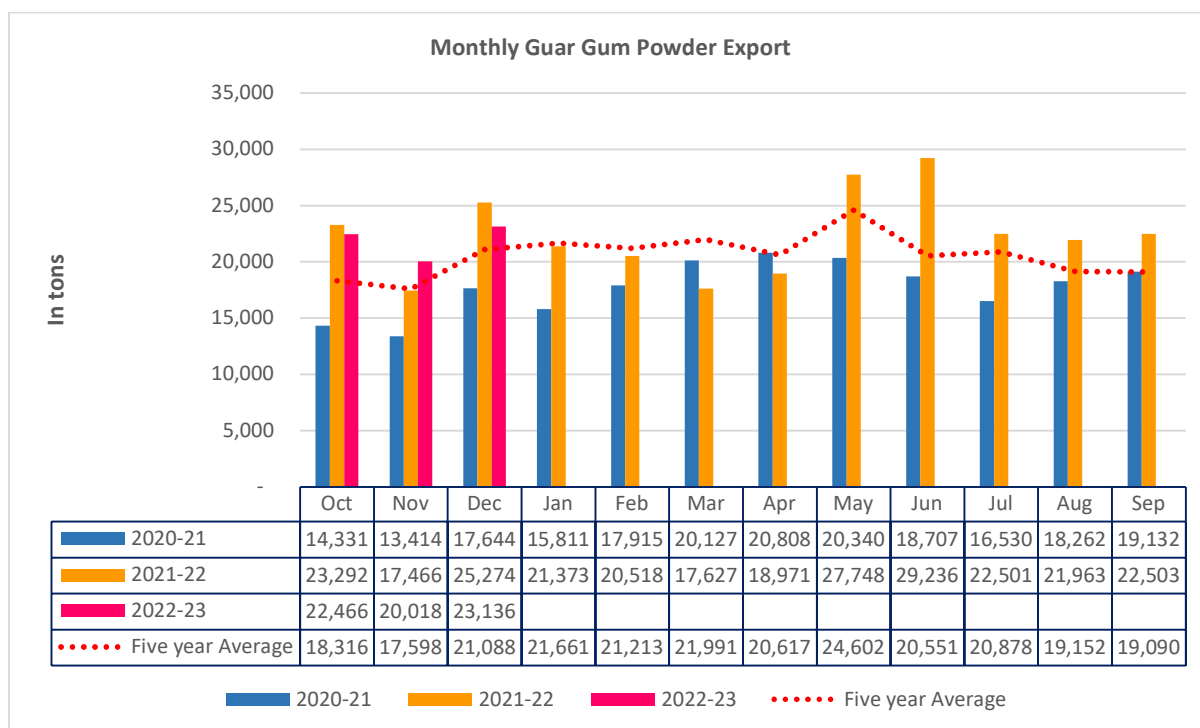
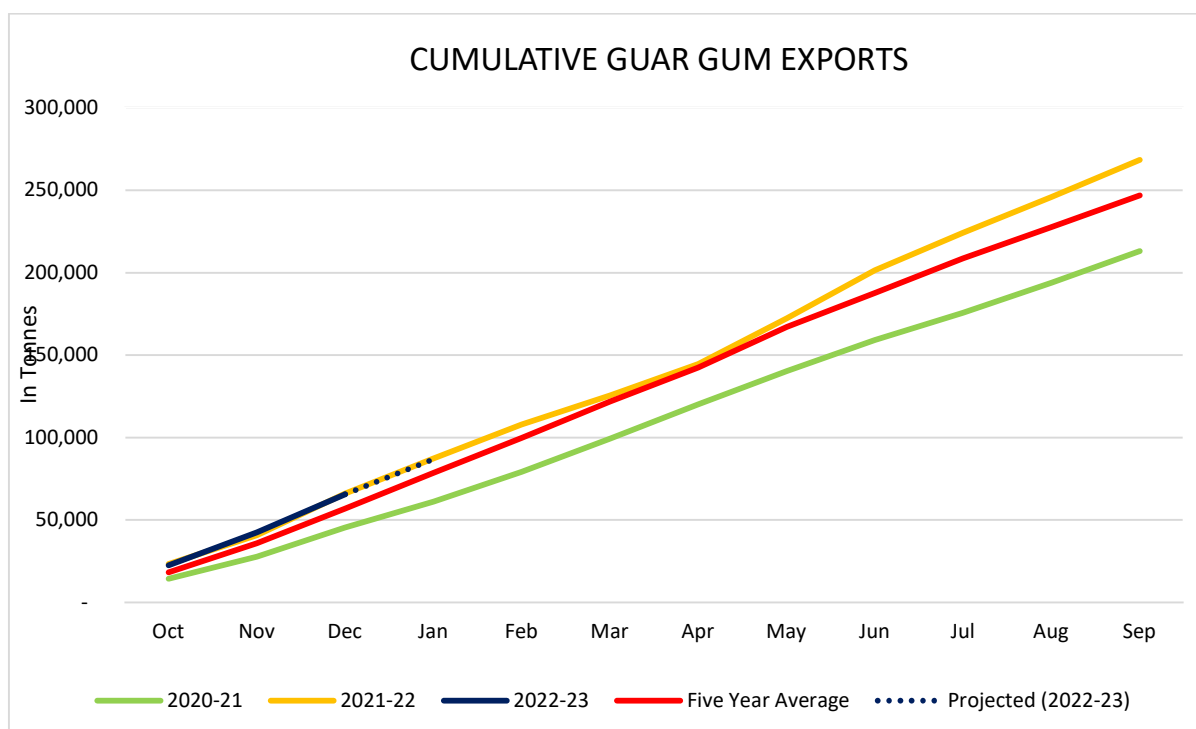
India's Guar split exports increased in the month of December '2022 by 21% to 5,440 MT as compared to 4,500 MT previous month. While, the Guar split shipments went up by 66% in December '22 compared to the same period last year. Out of the total exports, around 3,400 MT (62.5%) was bought by China, 1520 MT (28%) bought by the USA, 220 MT (4.04%) by Germany, 120 MT by Netherlands as well as by Switzerland and 60 MT by Canada.





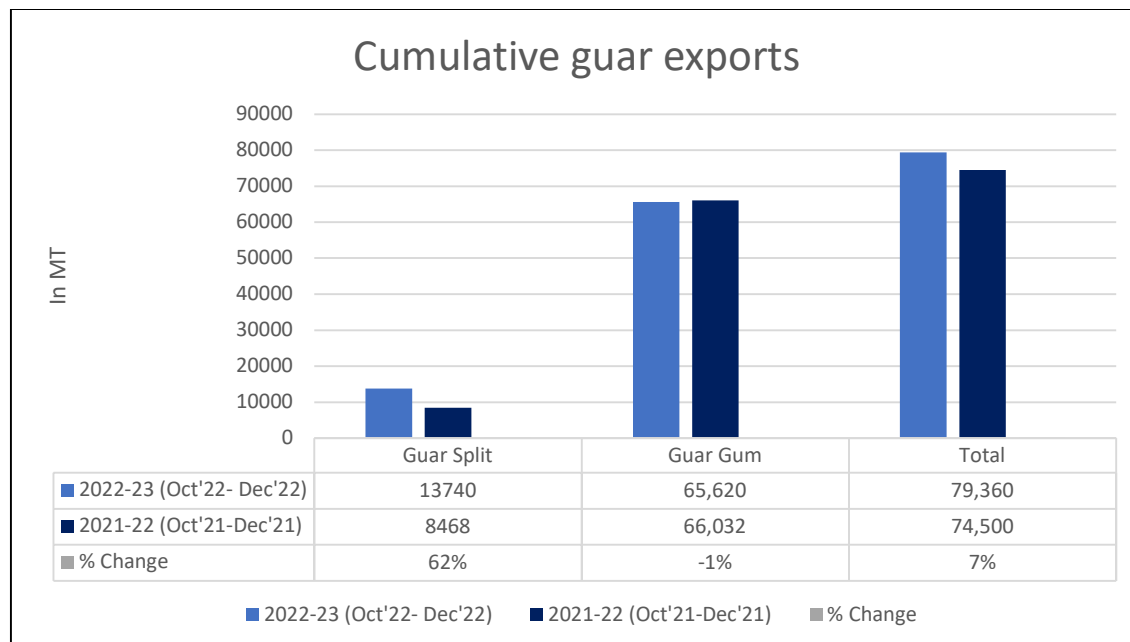
**Guar Gum Exports:** India's Guar gum exports increased in the month of December '2022 by 16% to 23,136 MT compared to 20,018 MT in the previous month. However, the gum shipments went down by 8% in December 2022 as compared to the same period last year. Out of the total exported quantity, around 10,734 MT (46.4%) was bought by the US, 2,412 MT (10.42%) by Russia, 2,365 MT (10.22%) by Germany, 658 MT (2.84%) by China and 561 MT (2.42%) by UK. We expect Guar gum export in Jan '22 to be around 22,000-25,000 tonnes.





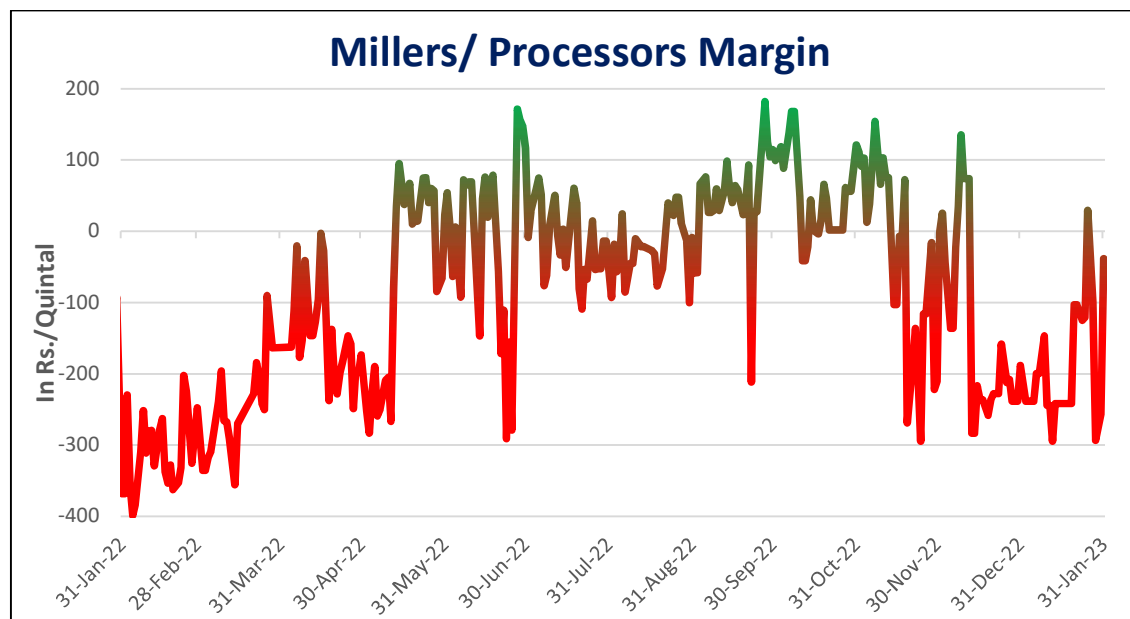
### Total Cumulative Guar exports

Oct-Dec '22 recorded up by 7% to 7.93 Lakh tonnes as compared to 7.45 Lakh tonnes previous year same period.



### Millers/Processors Margin

As seen in the chart, the average net crush margin of guar seed declined in January '23 to -194/ Qtl as compared to -145/ Qtl in December '22, due to firm guar seed prices.



### Technical Analysis (Guar Seed)

Commodity: Guar Seed  
Exchange: NCDEX

Expiry: Feb 20, 2023  
Contract: Feb

#### Guar Seed (Jan, Daily Chart)



Violet histogram indicating WTI crude oil price movement.

#### Technical Commentary:

- As seen in the above chart, the market is currently trading above 9,18,50 and 100 DMA, indicating bullish sentiments.
- During the month under review, Guar seed prices were firm but went marginally down by 0.03%, market made low at 5,650 and a high at 6,531 and closed at 5,984.
- MACD oscillator momentum indicating firm sentiments.
- RSI is near 60, indicating strong buying strength.

Weekly Supports & Resistances			S1	S2	PCP	R1	R2
Guar Seed	NCDEX	Feb	5690	5500	5984	6600	6700
			Call	Entry	T1	T2	SL
Guar Seed	NCDEX	Feb	Buy	5900	6400	6500	5800

### Technical Analysis (Guar Gum)

**Commodity:** Guar Gum  
**Contract:** Feb

**Exchange:** NCDEX  
**Expiry:** Feb 20, 2022

#### Guar Gum (Jan, Daily Chart)



Violet histogram indicating WTI crude oil price movement.

#### Technical Commentary:

- As seen in the above chart, market is currently trading above 9,18,50 and 100 DMA, indicating bullish sentiments.
- During the month under review, Guar gum prices went down marginally by 0.24%. Market made low at 11,657, high at 14,052 and closed at 12,682.
- MACD is indicating firm sentiments.
- RSI is near 60, indicating good buying strength.

Weekly Supports & Resistances			S1	S2	PCP	R1	R2
Guar Gum	NCDEX	Feb	11300	11200	12750	13400	13600
Weekly Trade Call			Call	Entry	T1	T2	SL
Guar Gum	NCDEX	Feb	Buy	12850	13200	13500	12750

Guar Seed Prices at Key Spot Markets:					
Commodity	District	Centre	Prices (Rs/Qtl)		Change
Guar Seed			31-Jan-23	31-Dec-22	
Rajasthan	Jodhpur	Jodhpur (Loose)	5800	5950	-150
		Jodhpur (Delivery)	6090	6248	-158
	Sri-Ganganagar	Sri-Ganganagar (Loose)	5720	5850	-130
		Sri-Ganganagar (Delivery)	5870	6000	-130
		Rawla (Loose)	NA	5690	-
		Gharsana (Loose)	NA	-	-
		Raisinghnagar (Loose)	Closed	5750	-
	Bikaner	Bikaner (Loose)	5850	5725	125
		Bikaner (Delivery)	6143	6011	131
		Nokha (Loose)	5825	5750	75
		Nokha (Delivery)	6116	6038	79
		Khajuwala (Loose)	5850	5800	50
		Khajuwala (Delivery)	6143	6090	53
		Lunkaransar (Loose)	6038	6038	Unch
	Hanumangarh	Hanumangarh (Loose)	Closed	5700	-
		Hanumangarh (Delivery)	Closed	5985	-
		Nohar (Loose)	NA	-	-
		Pilibanga (Loose)	NA	-	-
	Nagaur	Nagaur (Loose)	5800	5700	100
	Churu	Churu (Delivery)	5950	5850	100
	Alwar	Alwar (Loose)	5700	5650	50
Haryana	Hisar	Adampur (Loose)	5700	5800	-100
		Adampur (Delivery)	5985	6090	-105
	Bhiwani	Bhiwani (Delivery)	5825	5850	-25
		Siwani (Loose)	5950	5850	100
	Sirsa	Sirsa (Loose)	5800	5800	Unch
		Dhabwali (Loose)	5825	5825	Unch
		Dhabwali (Delivery)	6116	6116	Unch
		Ellanabad (Loose)	5470	NA	-
	Fatehabad	Fatehabad (Loose)	5750	5500	250
Gujarat	Banaskantha	Deesa (Loose)	NA	-	-
	Patan	Patan (Loose)	NA	5705	-
	Rajkot	Rajkot (Loose)	5725	5750	-25
	Jamnagar	Dhrol (Loose)	NA	-	-

Madhya Pradesh	Gwalior	Dabra (Loose)	5700	-	5700
<b>Guar Gum</b>					
Rajasthan	Jodhpur	Jodhpur	12700	12700	Unch
	Alwar	Alwar	12600	12800	-200
	Hanumangarh	Nohar	NA	-	-
Haryana	Bhiwani	Bhiwani	13200	12600	600
	Sirsa	Sirsa	12800	12700	100
		Dhabwali	12800	12700	100
		Ellanabad	12800	NA	-
	Fatehabad	Fatehabad	12800	12700	100

Guar Seed Arrivals in Key Centers					
Commodity	District	Centre	Arrivals (Quintals)		Change
Guar Seed			Jan-2023	Dec-2022	
Rajasthan	Jodhpur	Jodhpur	NA	200	-
	Sri-Ganganagar	Sri-Ganganagar	125	200	-75
		Rawla	NA	255	-
		Gharsana	NA	0	-
		Raisinghnagar	Closed	100	-
	Bikaner	Bikaner	1000	1000	Unch
		Nokha	600	1500	-900
		Khajuwala	NA	1000	-
		Lunkaransar	200	600	-400
	Hanumangarh	Hanumangarh	Closed	70	-
		Nohar	NA	0	-
		Pilibanga	NA	0	-
	Nagaur	Nagaur	NA	300	-
Haryana	Churu	Churu	200	500	-300
	Alwar	Alwar	Na	0	-
	Hisar	Adampur	1000	1000	Unch
	Bhiwani	Bhiwani	250	250	Unch
		Siwani	800	600	200
	Sirsa	Sirsa	450	200	250
		Dhabwali	NA	45	-
		Ellanabad	140	NA	-
	Fatehabad	Fatehabad	NA	50	-
Gujarat	Banaskantha	Deesa	NA	0	-

	<b>Patan</b>	Patan	NA	37	-
	<b>Rajkot</b>	Rajkot	50	150	<b>-100</b>
	<b>Jamnagar</b>	Dhrol	NA	0	-
<b>Madhya Pradesh</b>	<b>Gwalior</b>	Dabra	NA	0	-
<b>Total Arrivals/Above Markets</b>			<b>4815</b>	<b>8057</b>	<b>-3242</b>

**Disclaimer**

The information and opinions contained in the document have been compiled from sources believed to be reliable. The company does not warrant its accuracy, completeness and correctness. Use of data and information contained in this report is at your own risk. This document is not, and should not be construed as, an offer to sell or solicitation to buy any commodities. This document may not be reproduced, distributed or published, in whole or in part, by any recipient hereof for any purpose without prior permission from the Company. IASL and its affiliates and/or their officers, directors and employees may have positions in any commodities mentioned in this document (or in any related investment) and may from time to time add to or dispose of any such commodities (or investment).

Please see the detailed disclaimer at <http://www.agriwatch.com/Disclaimer.asp> © 2023 Indian Agribusiness Systems Limited