

# Guar Monthly Research Report

## Contents

- ❖ Executive Summary
- ❖ Outlook
- ❖ Domestic Market Fundamentals
- ❖ Export Scenario
- ❖ Price Seasonality of Guar Seed
- ❖ Domestic Guar Seed Supply & Demand Situation
- ❖ Processing Margins (Monthly)
- ❖ Technical Analysis (Futures Market)
- ❖ Monthly Guar Seed & Gum Prices at Key Spot Markets

**Executive Summary**

During the month under review, the guar market showed bearish sentiments amid weak demand.

The monthly average prices of Guar seed extended previous month's loss and went down by 0.18% to Rs. 5,562/qtl. as compared to previous month at Rs. 5,572/qtl. amid the falling guar seed arrivals and weak demand in the market.

During the month under review, guar gum monthly average prices also went down by 4% to Rs. 11,522/qtl as compared to previous month at Rs. 11,958/qtl in tandem with Guar seed prices.

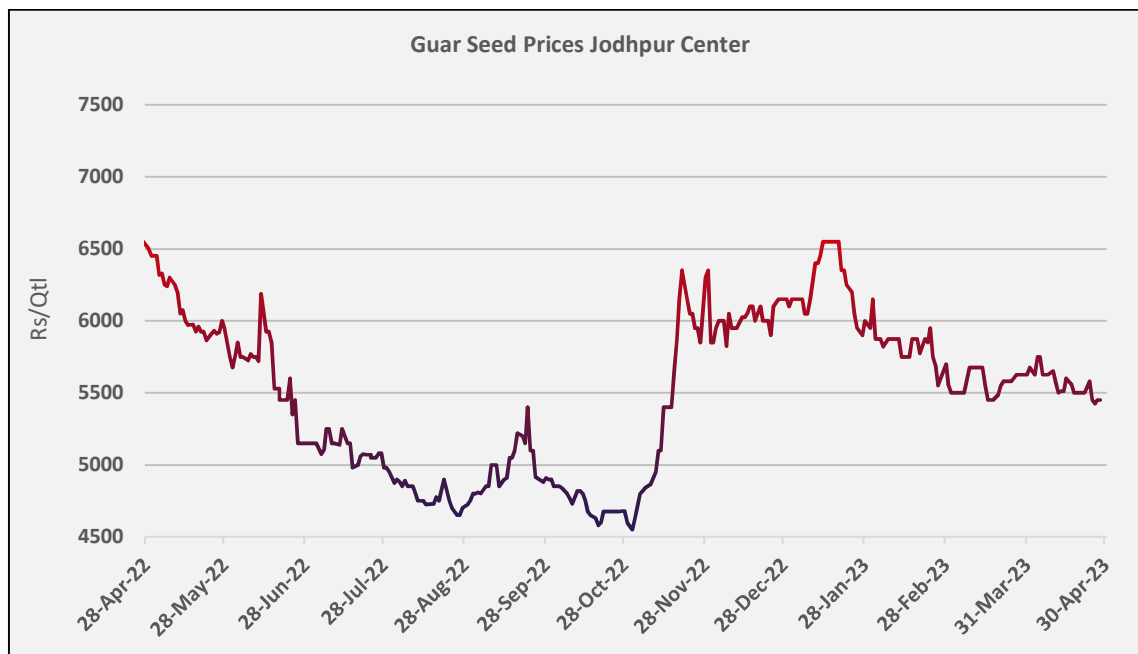
As per data released by Baker Hughes, the average number of oilrigs in USA remained steady at 591 in Apr '23 as compared to the previous month.

**Outlook – Guar seed (Spot, Jodhpur basis):**

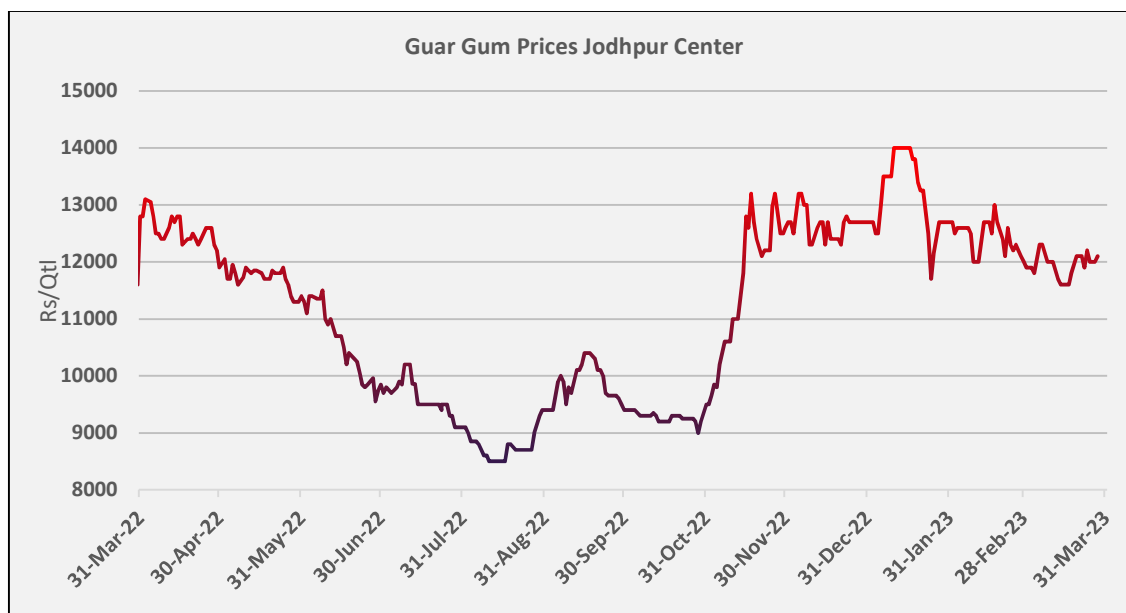
Guar seed delivery prices are expected to show weak bias amid weak demand and less arrivals. The seed prices are likely to trade in the range between 5,500 –6,700/Qtl. in the short-run and guar gum likely to trade in the range of 11,000-12,800.

### Domestic Market Fundamentals

During the month under review, monthly average prices of Guar seed extended previous month's loss and went down by 0.18% to Rs. 5,562/qtl. as compared to previous month at Rs. 5,572/qtl. amid the weak demand in the market.

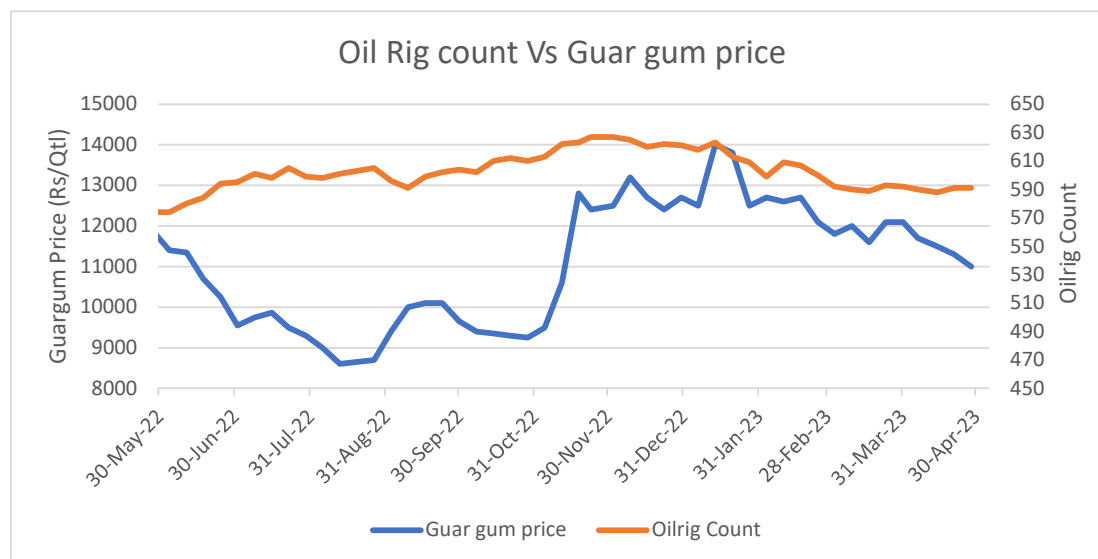


During the month under review, guar gum monthly average prices also went down by 4% to Rs. 11,522/qtl as compared to previous month at Rs. 11,958/qtl in tandem with Guar seed prices.



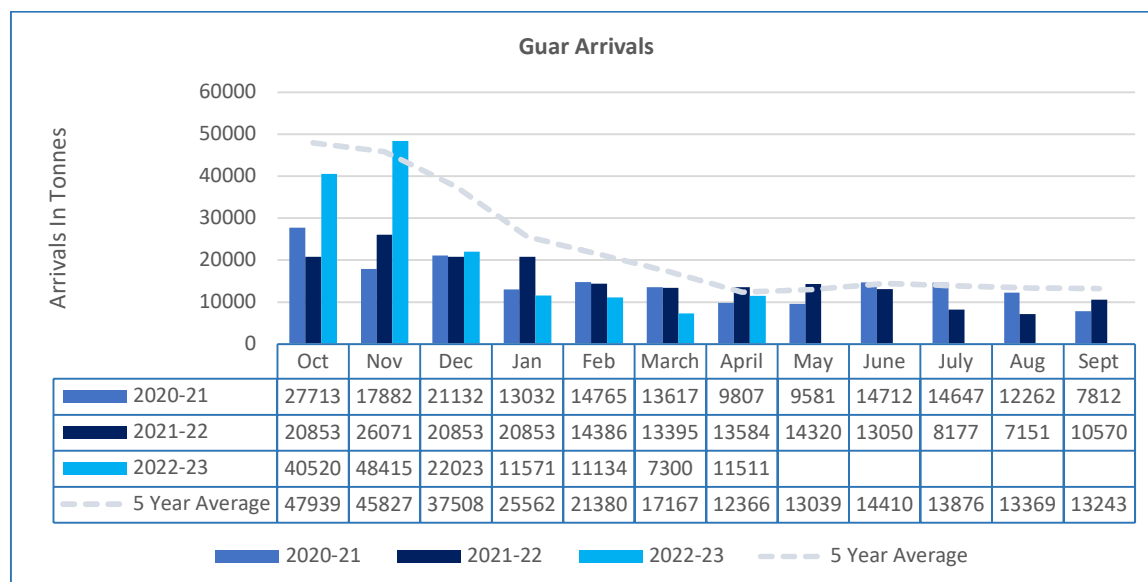
### Oilrig count Vs Guar gum price

As per data released by Baker Hughes, the average number of oilrigs in USA remained almost steady at 591 in Apr '23 as compared to the previous month. While the average Guar gum prices went down by 5% in April month as compared to the previous month.



### Arrivals

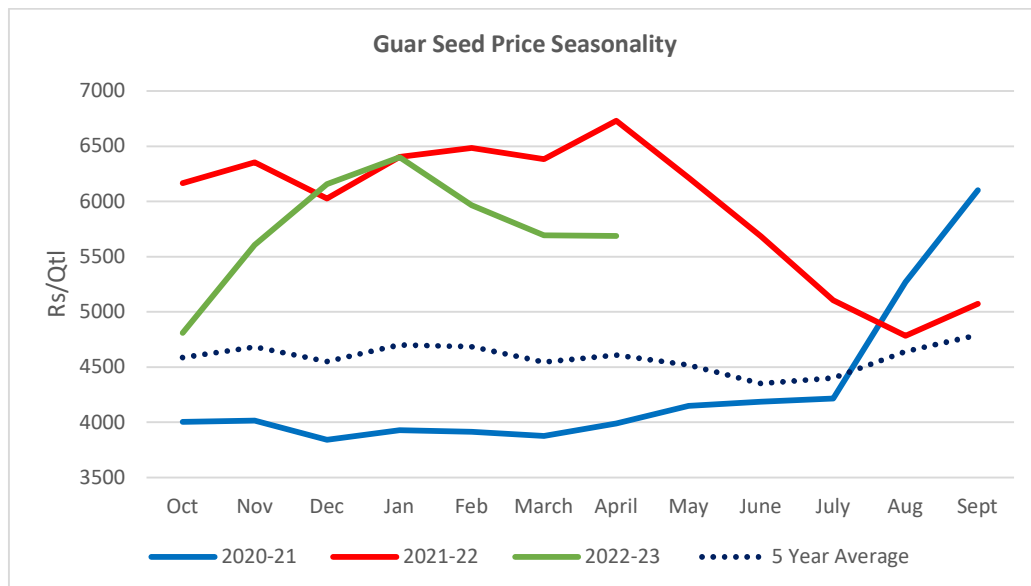
In the period between Oct-Apr '23, Guar seed arrivals are down by 46% at 1,11,954 tonnes as compared to 2,07,748 tonnes five years average. While in the month of Apr '23, the arrivals went up by 58% to 11,511 tonnes as compared to 7,300 tonnes in the month of March.



Source: Agmarknet

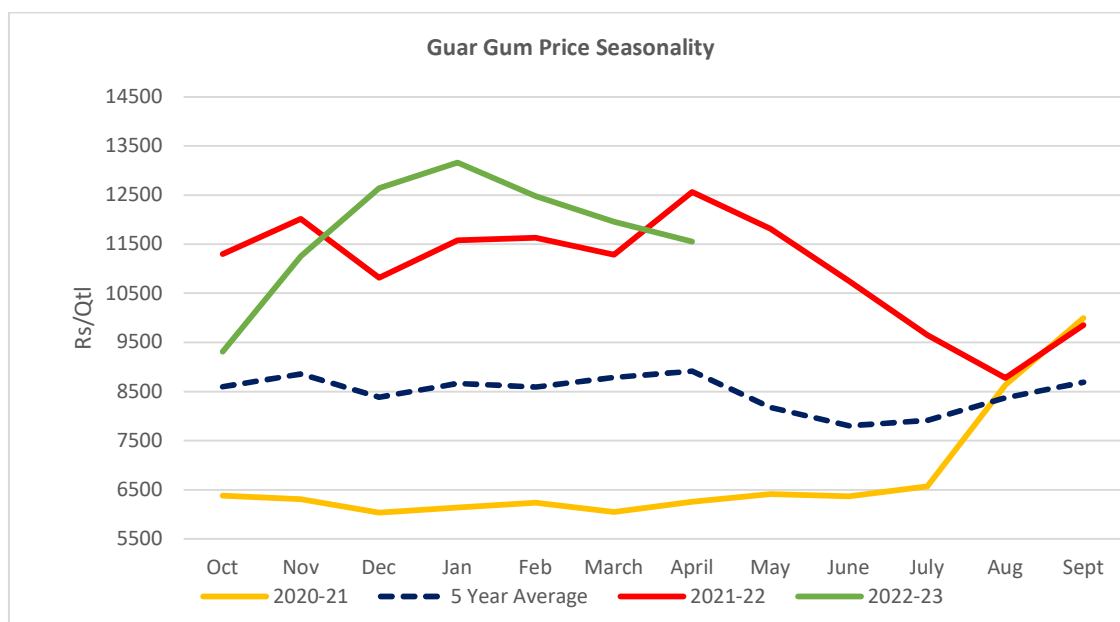
### Guar Seed Price Seasonality

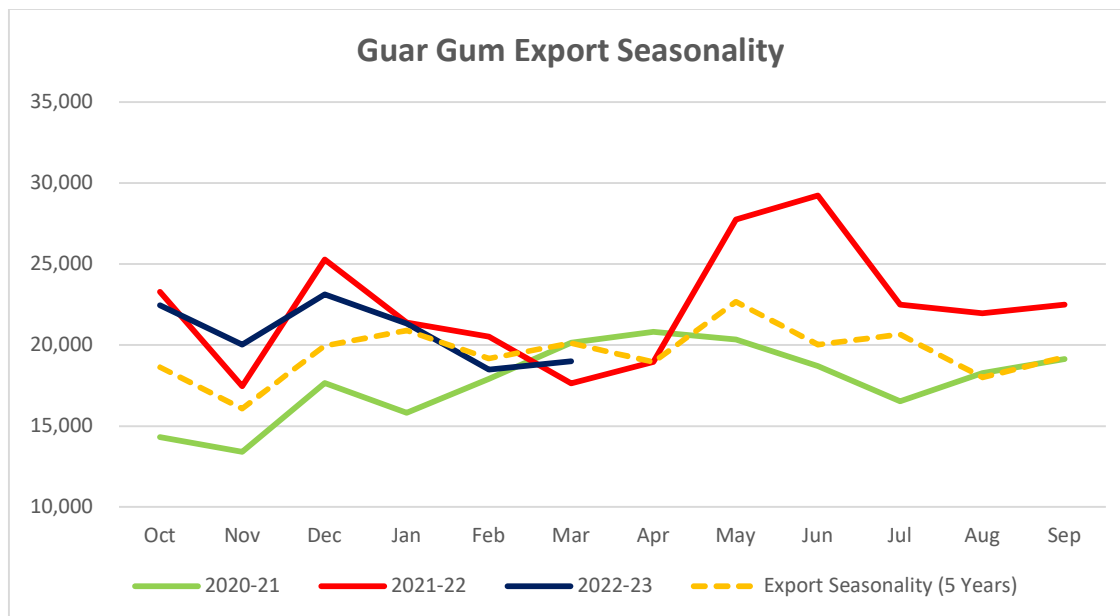
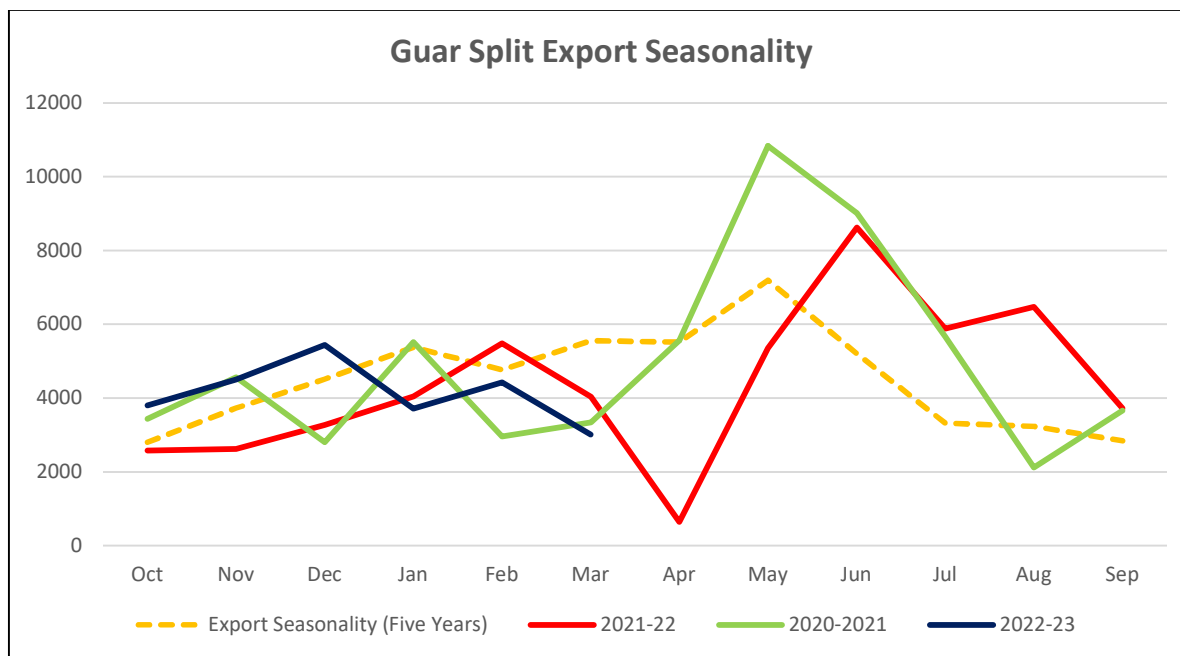
The guar seed prices in the month of Apr'23 went up by 23% as compared to the five-year average price. While the prices went down by 0.18% as compared to the previous month.

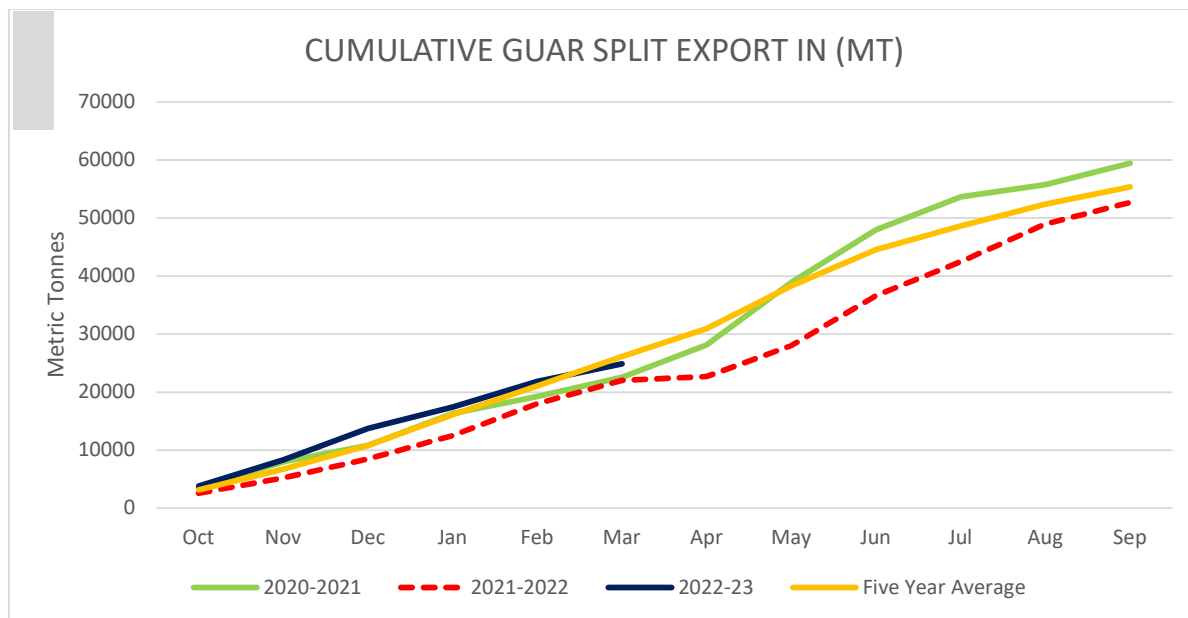


### Guar Gum Price seasonality

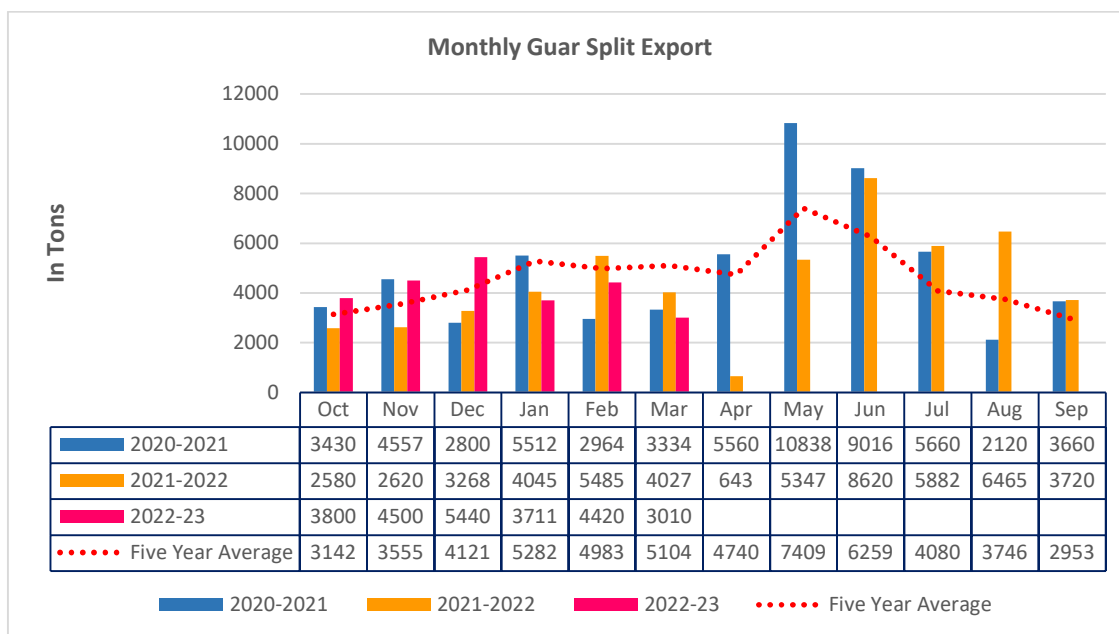
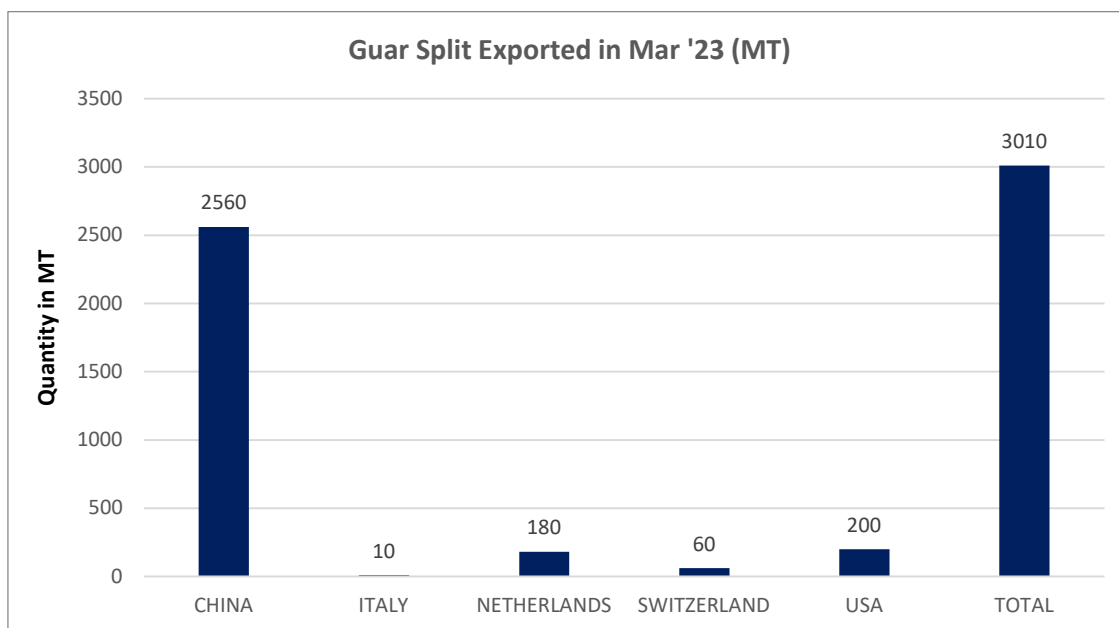
The guar gum prices in the month of Mar '23 went up by 36% as compared to five-year average price, while the prices declined by 4% as compared to the previous month.



**Guar Gum Export seasonality**

**Guar Split export seasonality**


**Cumulative Guar Gum Exports**

**Export Scenario: March 2023**
**Guar Split Exports**

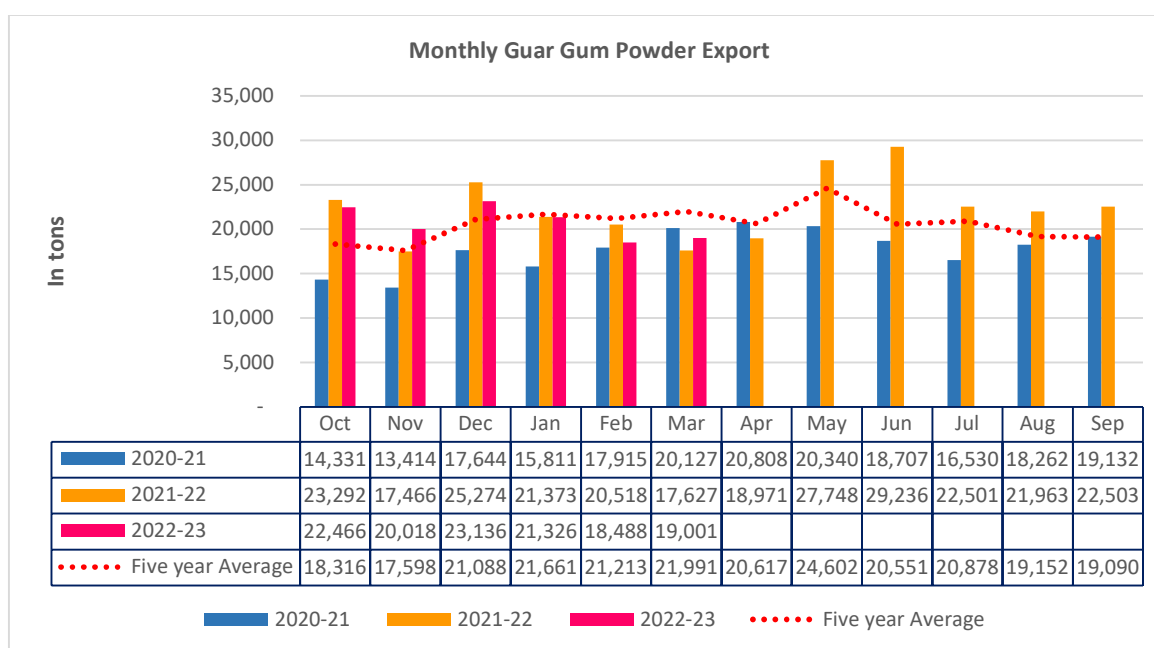
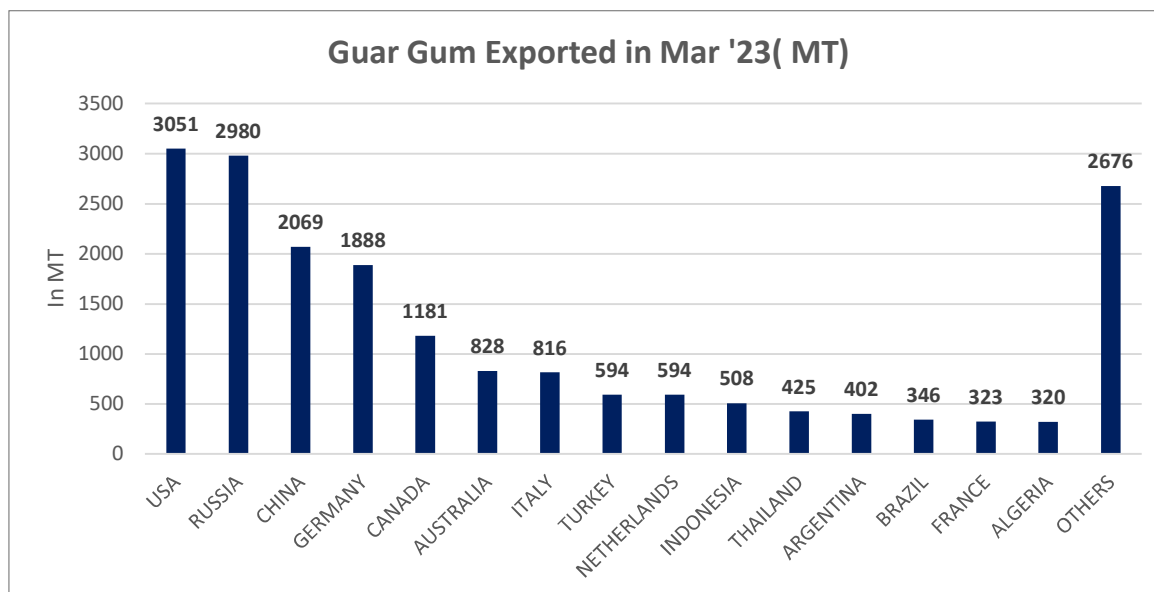
India's guar split exports went down in the month of Mar '2023 by 32% to 3,010 tonnes compared to 4,420 tonnes previous month at an average FoB of US \$1,646 per tonne in the month of Mar '23 compared to US \$1,843 per tonne previous month. However, the guar split shipments declined by 25% in Mar '23 compared to the same period last year. Of the total exported quantity, around 2,560 tonnes bought by China, US 200 tonnes, Netherlands 180 tonnes, Switzerland 60 tonnes and Italy 10 tonnes.



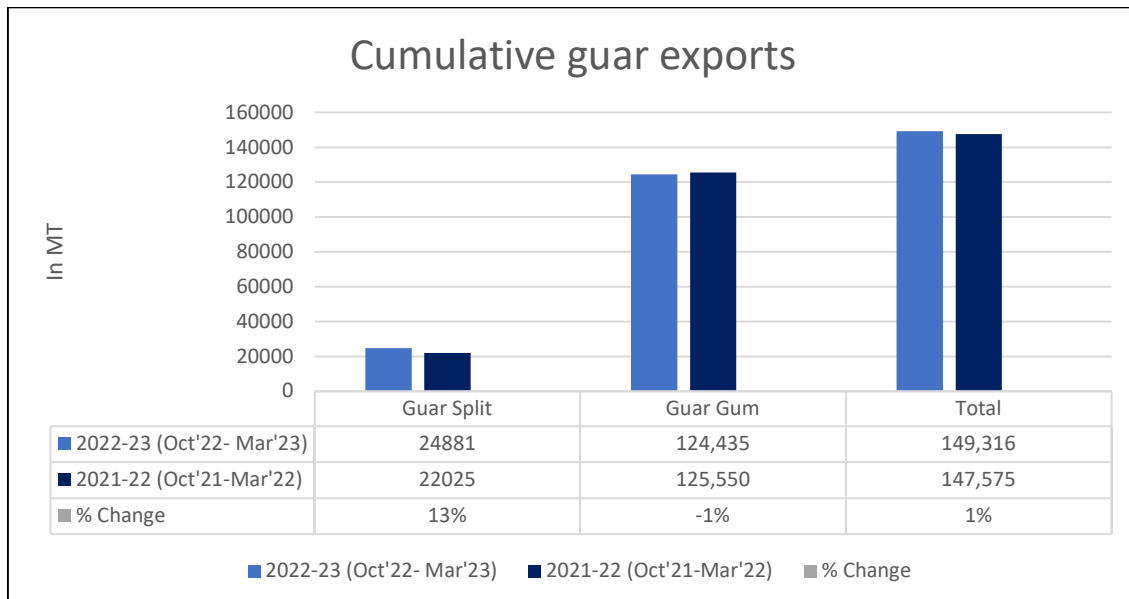


**Guar Gum Exports:**

India's guar gum exports increased in the month of March 2023 by 2.8% to 19,001 tonnes compared to 18,488 tonnes during previous month at an average FoB of US \$1,554 per tonne in the month of Mar '2023 as compared to US \$1,558 per tonne previous month. Further, the gum shipments went up by 8% in Mar '2023 as compared to the corresponding year. Out of the total exported quantity, around 3,051 tonnes bought by USA, Russia bought 2,980 tonnes, China 2,069 tonnes, Germany 1,888 tonnes and Canada 1,181 tonnes.

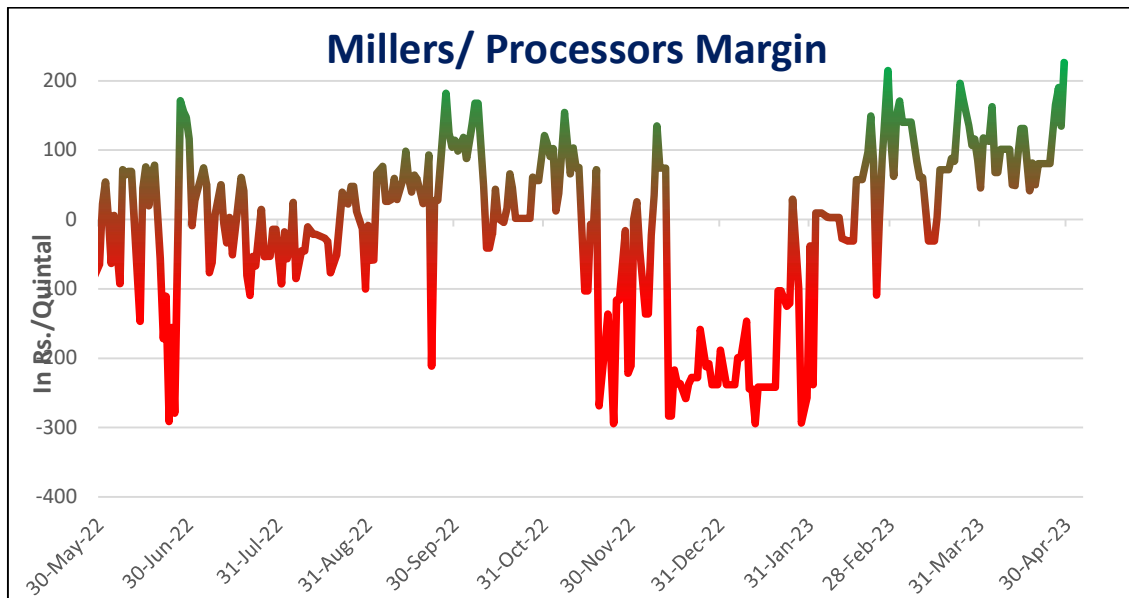


**Total Cumulative Guar exports:** Oct-Mar '23 recorded 1% higher exports at 1.49 Lakh tonnes as compared to 1.47 Lakh tonnes previous year same period.



### Millers/Processors Margin

As seen in the chart, the average net crush margin of guar seed increased in April '23 to 105/ Qtl as compared to 88/ Qtl in March '23, due to bearish sentiments in guar seed.



Technical Analysis (Guar Seed)

Commodity: Guar Seed  
Contract: May

Exchange: NCDEX  
Expiry: May 20, 2023

**Guar Seed (April, Monthly Chart)**


Violet histogram indicating WTI crude oil price movement.

**Technical Commentary:**

- As seen in the above chart, market is currently trading above 50 and 100 DMA, while it is below 9 and 18 DMA, indicating bearish market sentiments.
- During the month under review, guar seed prices went down by 4.09%, market made low at 5,416, high at 5,859 and closed at 5,470.
- MACD oscillator indicating bearish momentum.
- RSI is near 51, indicating weak buying strength.

Weekly Supports & Resistances			S1	S2	PCP	R1	R2
Guar Seed	NCDEX	April	5200	5100	5470	5900	6000
			Call	Entry	T1	T2	SL
Guar Seed	NCDEX	April	<b>SELL</b>	5500	5350	5300	6000

**Technical Analysis (Guar Gum)**

**Commodity:** Guar Gum  
**Contract:** May

**Exchange:** NCDEX  
**Expiry:** May 20, 2023

**Guar Gum (April, Monthly Chart)**


Violet histogram indicating WTI crude oil price movement.

**Technical Commentary:**

- As seen in the above chart, market is currently trading above 50 and 100 DMA, while it is below 9 and 18 DMA, indicating bearish market sentiments.
- During the month under review, Guar gum prices went down by 6.84%. Market made low at 10,647, high at 11,936 and closed at 10,943.
- MACD is indicating bearish sentiments.
- RSI is near 53, indicating weak buying strength.

Weekly Supports & Resistances			S1	S2	PCP	R1	R2
Guar Gum	NCDEX	April	10400	10300	10943	12000	12100
Weekly Trade Call			Call	Entry	T1	T2	SL
Guar Gum	NCDEX	April	<b>SELL</b>	11000	10560	10500	11850

Guar Seed Prices at Key Spot Markets:					
Commodity	District	Centre	Prices (Rs/Qtl)		Change
Guar Seed			30-Apr-23	31-Mar-23	
Rajasthan	Jodhpur	Jodhpur (Loose)	5300	5430	-130
		Jodhpur (Delivery)	5565	5702	-137
	Sri-Ganganagar	Sri-Ganganagar (Loose)	5250	5350	-100
		Sri-Ganganagar (Delivery)	5400	5500	-100
		Rawla (Loose)	5275	5500	-225
		Gharsana (Loose)	5275	5500	-225
		Raisinghnagar (Loose)	NA	5300	-
	Bikaner	Bikaner (Loose)	5250	5450	-200
		Bikaner (Delivery)	5513	5723	-210
		Nokha (Loose)	5225	5350	-125
		Nokha (Delivery)	5486	5618	-131
		Khajuwala (Loose)	5400	5450	-50
		Khajuwala (Delivery)	5670	5723	-53
		Lunkaransar (Loose)	5300	5400	-100
	Hanumangarh	Hanumangarh (Loose)	5050	5400	-350
		Hanumangarh (Delivery)	5303	5670	-368
		Nohar (Loose)	4900	NA	-
		Pilibanga (Loose)	5200	5325	-125
	Nagaur	Nagaur (Loose)	5225	5490	-265
	Churu	Churu (Delivery)	5200	NA	-
	Alwar	Alwar (Loose)	4800	NA	-
Haryana	Hisar	Adampur (Loose)	5200	5350	-150
		Adampur (Delivery)	5460	5618	-158
	Bhiwani	Bhiwani (Delivery)	5350	5525	-175
		Siwani (Loose)	5300	5450	-150
	Sirsa	Sirsa (Loose)	5100	5300	-200
		Dhabwali (Loose)	5200	5375	-175
		Dhabwali (Delivery)	5460	5644	-184
		Ellanabad (Loose)	5200	5440	-240
	Fatehabad	Fatehabad (Loose)	5000	5400	-400
Gujarat	Banaskantha	Deesa (Loose)	5300	5625	-325
	Patan	Patan (Loose)	NA	NA	-
	Rajkot	Rajkot (Loose)	NA	NA	-
	Jamnagar	Dhrol (Loose)	NA	NA	-

Madhya Pradesh	Gwalior	Dabra (Loose)	NA	NA	-
<b>Guar Gum</b>					
Rajasthan	Jodhpur	Jodhpur	11300	12100	-800
	Alwar	Alwar	11200	NA	-
	Hanumangarh	Nohar	NA	NA	-
Haryana	Bhiwani	Bhiwani	10800	11850	-1050
	Sirsa	Sirsa	11000	11900	-900
		Dhabwali	11000	11800	-800
		Ellanabad	11000	11900	-900
	Fatehabad	Fatehabad	11000	12000	-1000

Guar Seed Arrivals in Key Centers					
Commodity	District	Centre	Arrivals (Quintals)		Change
Guar Seed			29-Apr-23	24-Mar-23	
Rajasthan	Jodhpur	Jodhpur	0	0	Unch
	Sri-Ganganagar	Sri-Ganganagar	100	200	-100
		Rawla	0	0	Unch
		Gharsana	0	0	Unch
		Raisinghnagar	0	100	-100
	Bikaner	Bikaner	400	500	-100
		Nokha	250	350	-100
		Khajuwala	150	150	Unch
		Lunkaransar	200	700	-500
	Hanumangarh	Hanumangarh	30	50	-20
		Nohar	120	0	120
		Pilibanga	40	40	Unch
	Nagaur	Nagaur	40	400	-360
Haryana	Churu	Churu	0	0	Unch
	Alwar	Alwar	0	0	Unch
	Hisar	Adampur	300	800	-500
	Bhiwani	Bhiwani	100	200	-100
		Siwani	300	350	-50
	Sirsa	Sirsa	200	400	-200
		Dhabwali	30	50	-20
		Ellanabad	30	400	-370
	Fatehabad	Fatehabad	0	0	Unch
Gujarat	Banaskantha	Deesa	0	NA	-

	Patan	Patan	0	0	Unch
	Rajkot	Rajkot	0	0	Unch
	Jamnagar	Dhrol	0	0	Unch
Madhya Pradesh	Gwalior	Dabra	0	0	Unch
Total Arrivals/Above Markets			2290	4690	-2400

**Disclaimer**

The information and opinions contained in the document have been compiled from sources believed to be reliable. The company does not warrant its accuracy, completeness and correctness. Use of data and information contained in this report is at your own risk. This document is not, and should not be construed as, an offer to sell or solicitation to buy any commodities. This document may not be reproduced, distributed or published, in whole or in part, by any recipient hereof for any purpose without prior permission from the Company. IASL and its affiliates and/or their officers, directors and employees may have positions in any commodities mentioned in this document (or in any related investment) and may from time to time add to or dispose of any such commodities (or investment). Please see the detailed disclaimer at <http://www.agriwatch.com/Disclaimer.asp> © 2023 Indian Agribusiness Systems Limited