

## Domestic Market Recap:

- As prediction given by Agriwatch in last week, guar seed and guar gum prices are moving in the downwards due to higher arrival in major markets like Sri ganga Nagar, Khajuwala Bikaner, Rajkot, dabra etc.
- Arrival of guar seed is around 14% higher from last week.
- Average price of guar seed and guar gum is hover in the range of Rs.4870-4960/qtl and Rs, 13220-13250/qtl respectively.
- Markets experts are of the view, firmness in guar future market is unnatural and some big players are trying to push market up so that they can release their stock at higher levels. It indicates that market is likely to decrease in coming weeks.
- Higher production and carryover stocks would restrict big players to take the prices upside for a longer period.

## Current Market Dynamics

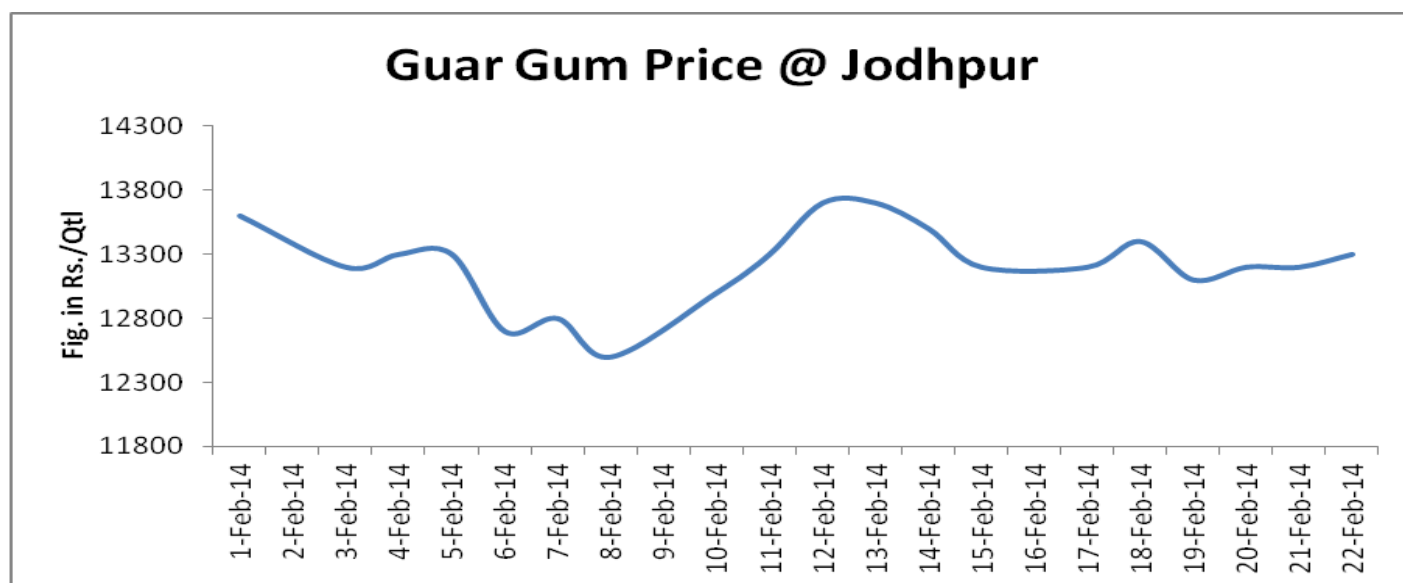
Guar prices are presently moving in a short trading range with slightly weak tone. Farmers are not selling their guar stocks at current price in the markets. .

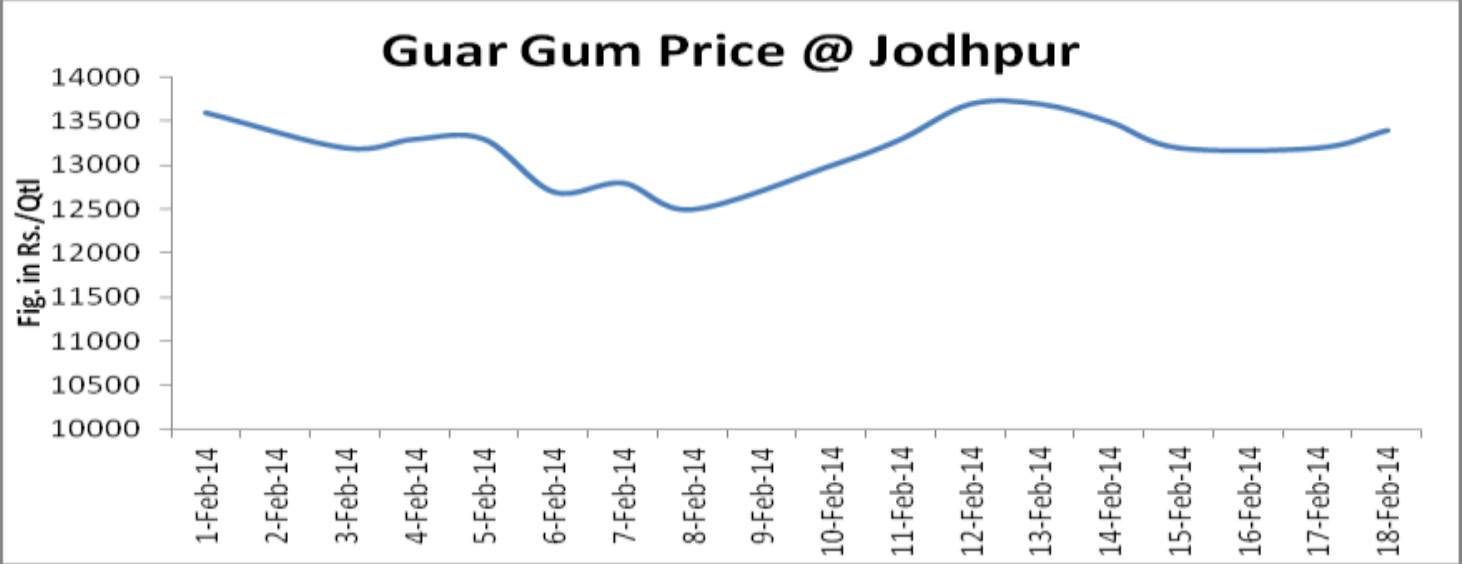
However, overall sentiments remained bearish considering higher production, lower export scenario and last year higher carryover stocks of guar seed.

As far as arrivals are concerned, All India arrivals stood at 132485 bags during the week which was 116766 bags last week.

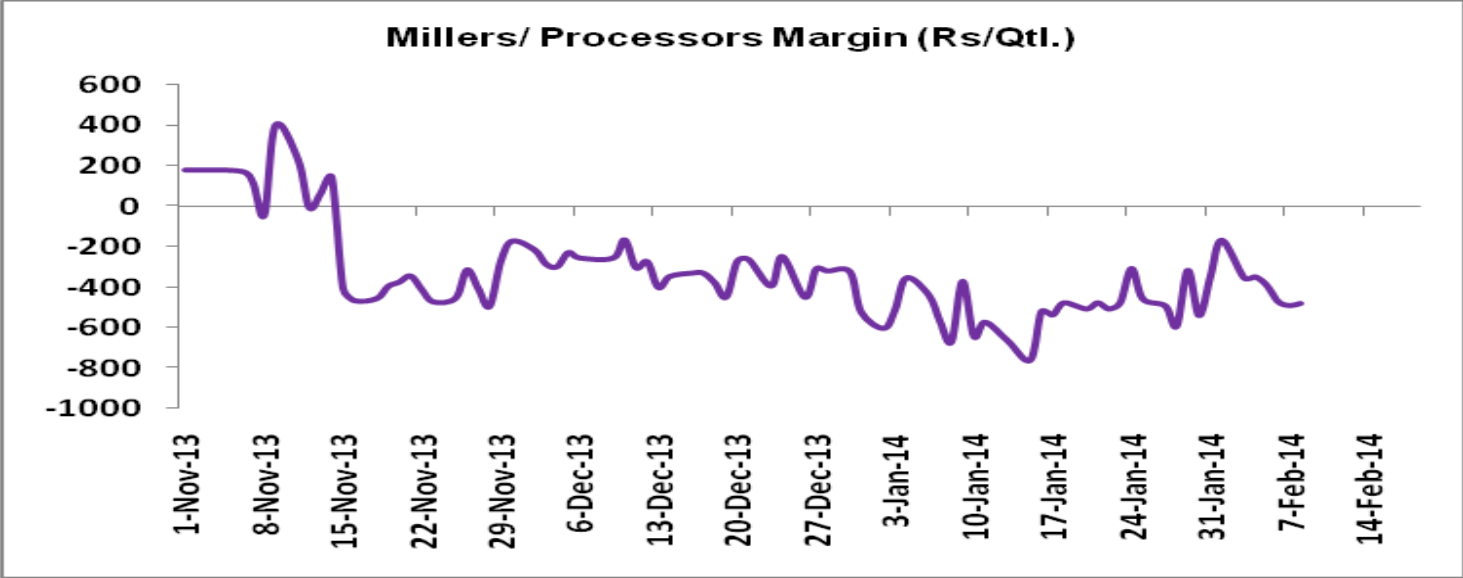
## Price Scenario

Guar seed weekly average prices slightly fall during the week in the third week of February. The graph below illustrates the weekly average price movement of guar seed and guar gum in Jodhpur market.





Millers/Processors Margin



As seen in the chart above, the average crushing margin of guar seed declined compared to previous week. In the first week of February 2014, average crush margin stood at Rs.-478/Quintal which was -345 per quintal last week. Decrease in Churi and korma prices and higher degree of increase in guar seed prices compared to gum prices led the margin down this week.

Export and Import Scenario

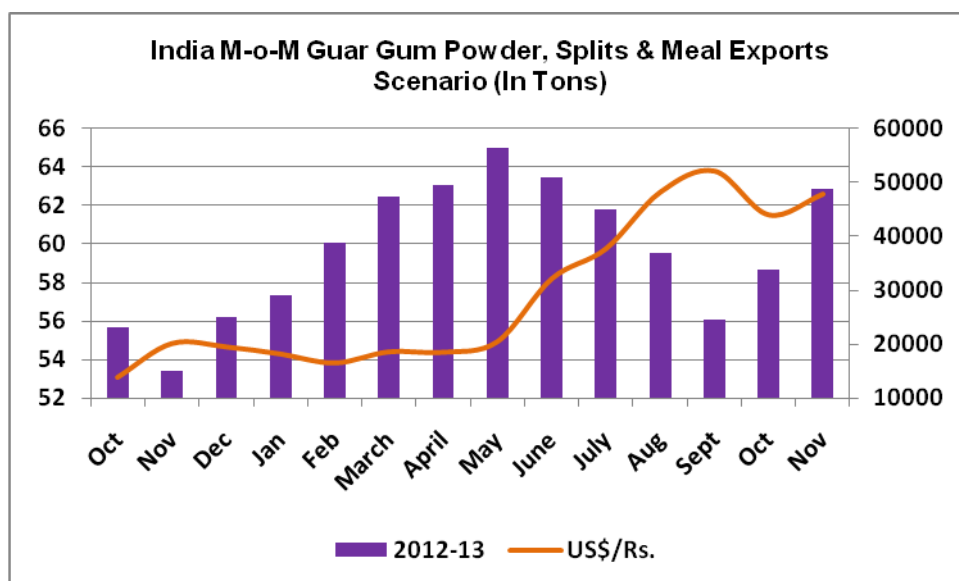
As per data from DGCIS guar gum export from April 2013 to October-2013 is reported 3, 33,175.00 MT which is around 18% lower than same period last year.

Presently, export demand from US and China remained consistent but not going to increase by huge volume as US has already huge stocks in Houston as reported.

Around 48713 tons of guar gum (Splits and powder) exported to various countries in November month 2013 as reported. It is notable that India has exported 48713 tons of guar gum (Splits and Powder) in October month 2013.

### Demand Side of Guar and Guar Gum:

It is notable that guar prices are falling owing to weak domestic demand. Higher crop expectations of summer crop led the prices downwards.



### Guar by – Products Weekly Average Prices:

Commodity	Centre	14th-21st Feb14	8th-14th Feb14	Change
Churi	Jodhpur	902	917	25
Korma	Jodhpur	1266	1283	16
Churi	Sri-Ganganagar	856	853	-23
Korma	Sri-Ganganagar	1237	1238	13
Prices in Rs/75kg				

### Guar Export Weekly Average Prices:

Commodity	Variety	14th-21st Feb14	8th-14th Feb14	Change
Guargum Split		2172	2196	-119
Guargum Powder	200 Mesh 5000 CPS	2815	2839	-75
	200 Mesh 3500 CPS	2654	2678	-76
Guargum Meal	40%	280	287	-16
	50%	380	370	7
Prices in \$/MT				

Commodity	Centre	Weekly Prices (Average)		Change
	Guar Seeds	14th-21st Feb14	8th-14th Feb14	

<b>Rajasthan</b>	Jodhpur (Loose)	4787	4692	<b>95</b>
	Jodhpur(Delivery)	4987	4883	<b>104</b>
	Sri-Ganganagar(Loose)	4675	4767	<b>-92</b>
	Sri-Ganganagar (Delivery)	4808	4883	<b>-75</b>
	Nagaur (Loose)	4600	4667	<b>-67</b>
	Alwar (loose)	4397	4367	<b>30</b>
	Churu (Delivery)	5033	4917	<b>116</b>
	Bikaner (Loose)	4663	4763	<b>-100</b>
	Bikaner (Delivery)	4875	4954	<b>-79</b>
	Khajuwala Bikaner (Loose)	4620	4763	<b>-143</b>
	Khajuwala Bikane(Delivery)	4805	4954	<b>-149</b>
	Nokha(Loose)	4654	4708	<b>-54</b>
	Nokha (Delivery)	4821	4878	<b>-57</b>
	Hanumangarh (Loose)	4629	4740	<b>-111</b>
	Hanumangarh (Delivery)	4800	4850	<b>-50</b>
<b>Haryana</b>	Adampur (Loose)	4662	4750	<b>-88</b>
	Adampur (Delivery)	4845	4925	<b>-80</b>
	Sirsa (Loose)	4880	4800	<b>80</b>
	Bhiwani (Delivery)	4754	4812	<b>-58</b>
	Dhabwali (Loose)	4655	4758	<b>-103</b>
	Dhabwali (Delivery)	4835	4947	<b>-112</b>
	Siwani (Loose)	4775	4900	<b>-125</b>
	Ellanabad (Loose)	4675	4777	<b>-102</b>
<b>Gujarat</b>	Deesa (Loose)	4524	4463	<b>61</b>
	Patan (Loose)	4457	4446	<b>11</b>
	Rajkot (Loose)	4450	4578	<b>-128</b>
<b>Madhya pradesh</b>	Dabra (Loose)	4067	4050	<b>17</b>
<b>Guar Gum</b>				
<b>Rajasthan</b>	Jodhpur	13217	13283	<b>-66</b>
	Alwar	13716	13317	<b>399</b>
<b>Haryana</b>	Sirsa	13120	12925	<b>195</b>
	Bhiwani	13183	13142	<b>41</b>
	Dhabwali	13470	13533	<b>-63</b>
	Ellanabad	13333	13650	<b>-317</b>

<b>Week on Week Price: Scenario of Guarseed and Guargum:</b>					
<b>Commodity</b>	<b>Centre</b>	<b>Today</b>	<b>Week ago</b>	<b>Month ago</b>	<b>Year ago</b>
	<b>Guar Seeds</b>	<b>21-Feb-14</b>	<b>14-Feb-14</b>	<b>21-Jan-14</b>	<b>21-Feb-13</b>
<b>Rajasthan</b>	Jodhpur (Loose)	4750	4700	5000	10700
	Jodhpur(Delivery)	4950	4900	5300	10200
	Sri-Ganganagar(Loose)	4650	4900	5000	10200

	Sri-Ganganagar (Delivery)	4725	5000	5250	9700
	Nagaur (Loose)	4650	4700	5125	10000
	Alwar (loose)	4550	4400	4850	10500
	Churu (Delivery)	5200	5000	5200	10200
	Bikaner (Loose)	4650	4750	5050	10600
	Bikaner (Delivery)	4900	4950	5300	10500
	Khajuwala Bikaner (Loose)	4550	4750	5050	10500
	Khajuwala Bikaner (Delivery)	4732	4940	5273	10335
	Nokha (Loose)	4650	4800	5200	10415
	Nokha (Delivery)	4817	4973	5300	10200
	Hanumangarh (Loose)	4700	4800	5000	10800
	Hanumangarh (Delivery)	4750	4900	5050	10500
<b>Haryana</b>	Adampur (Loose)	4625	4800	5100	10800
	Adampur (Delivery)	4825	5000	5300	10500
	Sirsa (Loose)	-	4900	5200	-
	Bhiwani (Delivery)	4725	4950	5250	10300
	Dhabwali (Loose)	4500	4800	5200	10500
	Dhabwali (Delivery)	4600	5000	5400	10900
	Siwani (Loose)	4775	4900	5175	10000
	Ellanabad (Loose)	4620	4800	5100	31500
<b>Gujarat</b>	Deesa (Loose)	4485	Closed	4960	35000
	Patan (Loose)	4485	4490	4825	31500
	Rajkot (Loose)	4355	4675	5000	31200
<b>Madhya pradesh</b>	Dabra (Loose)	4200	Closed	4200	31800
<b>Guar Gum</b>					
<b>Rajasthan</b>	Jodhpur	13200	13500	14400	10700
	Alwar	13900	13500	14500	10200
<b>Haryana</b>	Sirsa	-	13500	14500	10200
	Bhiwani	12750	13500	14700	9700
	Dhabwali	13300	13500	14500	10000
	Ellanabad	13300	13700	14500	10500

**Guar Cumulative Arrivals in Key Centers**

Centre	Weekly Arrivals (Quintals)			Change
		14th-21st Feb14	8th-14th Feb14	
<b>Rajasthan</b>	Jodhpur	1440	2100	<b>-660</b>
	Sri-Ganganagar	14500	11000	<b>3500</b>
	Nagaur	1550	1700	<b>-150</b>
	Alwar	7500	7000	<b>500</b>
	Churu	1900	4700	<b>-2800</b>
	Bikaner	10000	10900	<b>-900</b>

	Khajuwala Bikaner	7400	6100	1300
	Nokha	1500	2700	-1200
	Hanumangarh	5500	3600	1900
Haryana	Adampur	24500	25500	-1000
	Sirsa	14000	11700	2300
	Bhiwani	5300	5570	-270
	Dhabwali	2500	2500	Unch
	Siwani	10000	8500	1500
	Ellanabad	8100	6000	2100
Gujarat	Deesa	3502	4203	-701
	Patan (Loose)	1313	1912	-599
	Rajkot	4780	2100	2680
Madhya pradesh	Dabra	7200	3200	4000
Total Arrival		132485	116766	15719

#### Disclaimer

The information and opinions contained in the document have been compiled from sources believed to be reliable. The company does not warrant its completeness and correctness. Use of data and information contained in this report is at your own risk. This document is not, and should not be construed as sell or solicitation to buy any commodities. This document may not be reproduced, distributed or published, in whole or in part, by any recipient hereof for a without prior permission from the Company. IASL and its affiliates and/or their officers, directors and employees may have positions in any commodities mentioned in this document (or in any related investment) and may from time to time add to or dispose of any such commodities (or investment). Please see the detailed disclaimer at <http://www.agriwatch.com/Disclaimer.php> © 2014 Indian Agribusiness Systems Pvt Ltd.