

Domestic Market Recap:

- Prices of guar seed and gum are continuously moving upside due to intact demand. Also, higher degree of increase in guar gum prices compared to guar seed also increases the processing margins for millers.
- Arrivals have increased in key markets despite of increase in arrivals. However, the volume of arrivals is still not much which indicates prices to rise further in the coming weeks.
- Arrivals in Ganganagar market declined in March 2015 to 47350 bags which was 59500 bags at same period last year. Lower production of guar seed becomes the major factor which declined the arrivals this year. In addition to it, lower prices and uneven rainfall also restrict farmers not to bring their produce in the APMC mandis.
- Margin from guar seed for making guar gum improving continuously owing to good demand of gum at lower levels. Also gum prices increases higher in comparison to guar seed last week.
- India has exported 30786 tons of Guar Products (Gum, Splits & Meal) in the month of March 2015 which is lower export figures in last 18 months. Out of the total guar exports, 20798 tons of Guar gum, 3764 tons of Splits and 6224 tons of Guar splits exported in March 2015. Notably, recent month guar exports fell by 45% compared to last year same period guar exports. Weak demand of guar gum overseas mainly due to falling crude oil prices led the gum exports down in the last couple of months. Falling rig count and new shale gas explorations also become the major influencing factor for recent decline in guar gum exports.

Current Market Dynamics

Guar seed average prices improved last week due to moderate demand at lower levels and weak arrivals in Ganganagar region. We expect prices to improve in the coming week.

In the major Jodhpur market, arrivals were reported around 850 bags of guar seed last week which was around 50 bags prior week.

Also in Adampur (Haryana) market which is the biggest market of guar in North reported lower arrivals (4400 bags) compared to prior week i.e. 7900 bags.

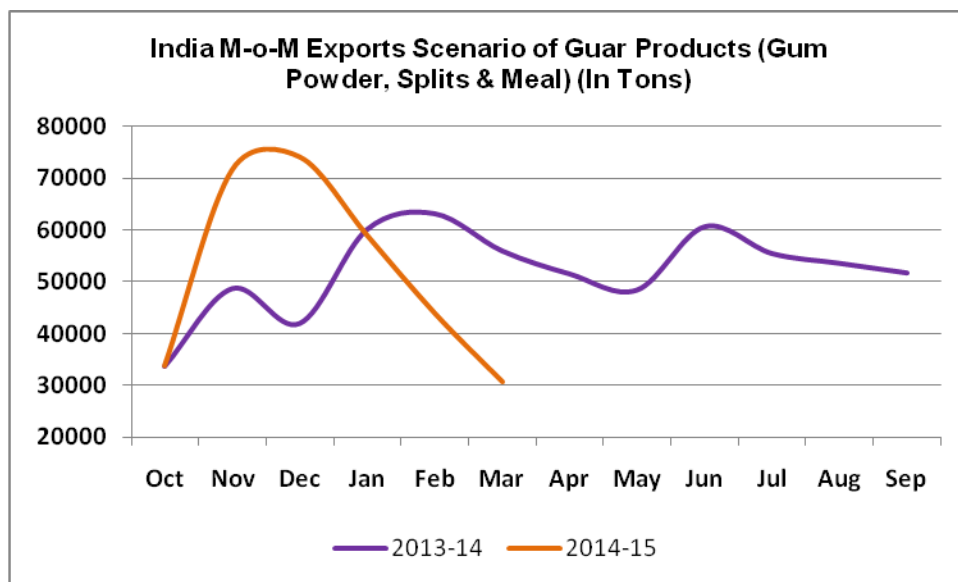
Export and Import Scenario

India has exported 30786 tons of Guar Products (Gum, Splits & Meal) in the month of March 2015 which is lower export figures in last 18 months. Out of the total guar exports, 20798 tons of Guar gum, 3764 tons of Splits and 6224 tons of Guar splits exported in March 2015. Notably, recent month guar exports fell by 45% compared to last year same period guar exports. Weak demand of guar gum overseas mainly due to falling crude oil prices led the gum exports down in the last couple of months. Falling rig count and new shale gas explorations also become the major influencing factor for recent decline in guar gum exports.

Demand Side of Guar and Guar Gum:

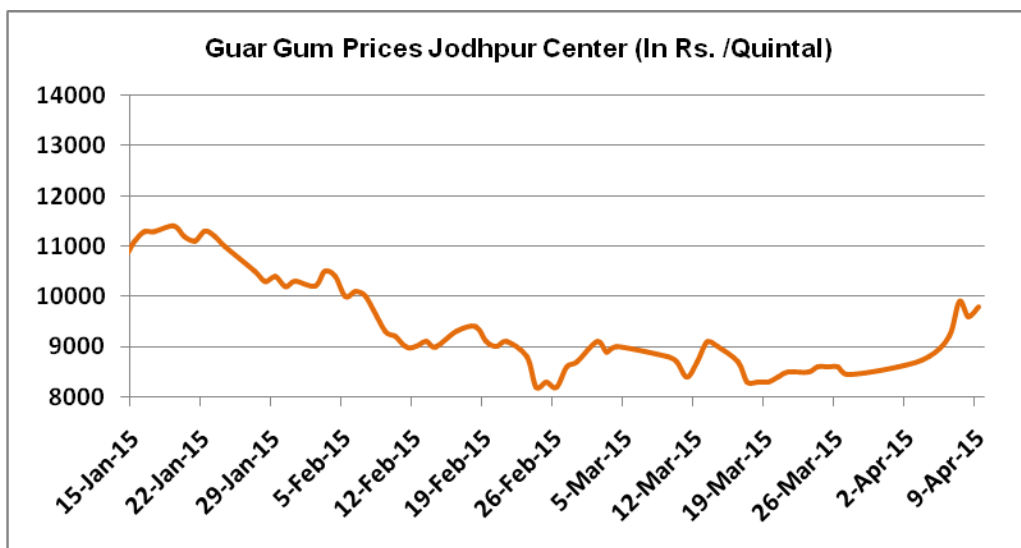
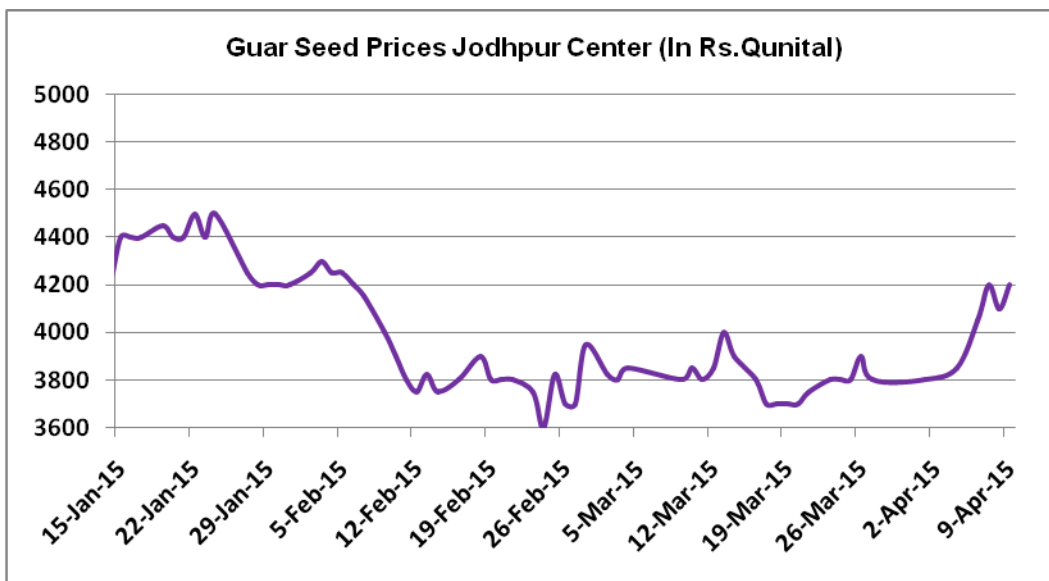
On export front, demands of guar products have decreased in March. Also, demand of guar products among major importers has decreased. Major energy firms decreased their drilling operations in rigs as reported.

Below are the Rupee Monthly movement and its impact on monthly guar products export figures.

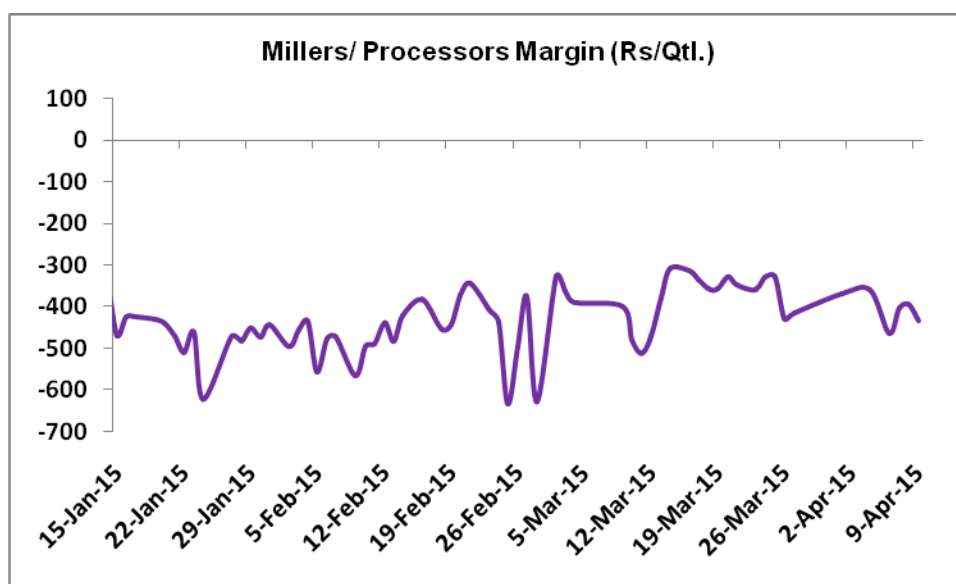


Price Scenario

In the second week of Apr, the average price of guar seed improved sharply by 8% to Rs.4137/Qtl compared to prior week. Also, guar gum prices increased last week by 11% to Rs.9625/Qtl compared to previous week. The graph below illustrates the weekly average price movement of guar seed and guar gum in Jodhpur market.



Millers/Processors Margin



As seen in the chart above, the average crushing margin of guar seed decreased compared to previous week. In the second week of April 2015, average crush margin stood at Rs. -424/Quintal which were -364 per quintal last week. Decrease in churi and korma prices led the margin down last week.

Guar by – Products Weekly Average Prices:

Commodity	Centre	4th to 10nd Apr15	28th to 02nd Apr15	Change
Churi	Jodhpur	1490	1550	-60
Korma	Jodhpur	1710	1725	-15
Churi	Sri-Ganganagar	1380	1300	80
Korma	Sri-Ganganagar	1754	1530	224
Prices in Rs/75kg				

Guar Export Weekly Average Prices:

Commodity	Variety	4th to 10nd Apr15	28th to 02nd Apr15	Change
Guargum Split		1532	1380	152
Guargum Powder	200 Mesh 5000 CPS	1853	1701	152
	200 Mesh 3500 CPS	1773	1621	152
Guargum Meal	40%	335	336	-1
	50%	383	381	2
Prices in \$/MT				

Commodity	Centre	Weekly Prices (Average)		Change
	Guar Seeds	4th to 10th Apr15	28th to 02nd Apr15	
Rajasthan	Jodhpur (Loose)	3880	3600	280

	Jodhpur(Delivery)	4080	3800	280
	Sri-Ganganagar(Loose)	3920	3619	301
	Sri-Ganganagar (Delivery)	4110	3800	310
	Nagaur (Loose)	3933	NA	-
	Alwar (loose)	3940	3560	380
	Churu (Delivery)	4140	3738	402
	Bikaner (Loose)	3983	3635	348
	Bikaner (Delivery)	4179	3815	364
	Khajuwala Bikaner (Loose)	4055	3609	446
	Khajuwala Bikaner(Delivery)	4217	3753	464
	Nokha(Loose)	3998	3625	373
	Nokha (Delivery)	4141	3756	385
	Hanumangarh (Loose)	3930	3615	315
	Hanumangarh (Delivery)	4120	3765	355
Haryana	Adampur (Loose)	4040	3628	412
	Adampur (Delivery)	4216	3798	418
	Sirsa (Loose)	3941	3585	356
	Bhiwani (Delivery)	4110	3740	370
	Dhabwali (Loose)	3882	3638	244
	Dhabwali (Delivery)	4070	3744	326
	Siwani (Loose)	4066	3781	285
	Ellanabad (Loose)	3995	3646	349
Gujarat	Deesa (Loose)	NA	3550	-
	Patan (Loose)	NA	NA	-
	Rajkot (Loose)	4019	3605	414
	Dhrol(loose)	3653	NA	-
Madhya pradesh	Dabra (Loose)	NA	NA	
	Guar Gum			
Rajasthan	Jodhpur	9460	8600	860
	Alwar	9600	8525	1075
Haryana	Sirsa	9408	8490	918
	Bhiwani	9380	8590	790
	Dhabwali	9075	8550	525
	Ellanabad	9425	8560	865

Week on Week Price: Scenario of Guarseed and Guargum:

Commodity	Centre	Today	Week ago	Month ago	Year ago
	Guar Seeds	10-Apr-15	2-Apr-15	10-Mar-15	10-Apr-14

Rajasthan	Jodhpur (Loose)	NR	Closed	3650	4250
	Jodhpur(Delivery)	NR	Closed	3850	4450
	Sri-Ganganagar(Loose)	4150	3700	3680	4300
	Sri-Ganganagar (Delivery)	4250	3850	3880	4400
	Nagaur (Loose)	4100	Closed	3650	4200
	Alwar (loose)	4100	3650	NA	4000
	Churu (Delivery)	4300	NR	NA	4500
	Bikaner (Loose)	4200	3700	3625	4350
	Bikaner (Delivery)	4400	3850	3825	4500
	Khajuwala Bikaner (Loose)	4180	Closed	3650	4270
	Khajuwala Bikaner(Delivery)	4347	Closed	3796	4441
	Nokha(Loose)	4200	3650	3650	4300
	Nokha (Delivery)	4351	3781	3781	4455
	Hanumangarh (Loose)	4100	3700	NA	4250
	Hanumangarh (Delivery)	4300	3850	NA	4500
Haryana	Adampur (Loose)	4100	3700	3700	4300
	Adampur (Delivery)	4300	3850	3900	4500
	Sirsa (Loose)	4100	3675	3625	4600
	Bhiwani (Delivery)	4400	3800	3700	4450
	Dhabwali (Loose)	NR	3650	NA	4280
	Dhabwali (Delivery)	NR	3750	NA	4451
	Siwani (Loose)	4200	3800	3750	4375
	Ellanabad (Loose)	4200	3700	NA	4340
Gujarat	Deesa (Loose)	NA	Closed	NA	4000
	Patan (Loose)	NA	Closed	NA	NA
	Rajkot (Loose)	4100	3605	3555	4000
	Dhrol(loose)	3875	Closed	NA	NA
Madhya pradesh	Dabra (Loose)	NA	Closed	NA	3800
Guar Gum					
Rajasthan	Jodhpur	NR	Closed	8700	12200
	Alwar	10000	Closed	NA	12500
Haryana	Sirsa	9800	8800	8800	12500
	Bhiwani	10200	8650	9000	12750
	Dhabwali	NR	8700	NA	12100
	Ellanabad	10000	8700	NA	12400

Guar Cumulative Arrivals in Key Centers

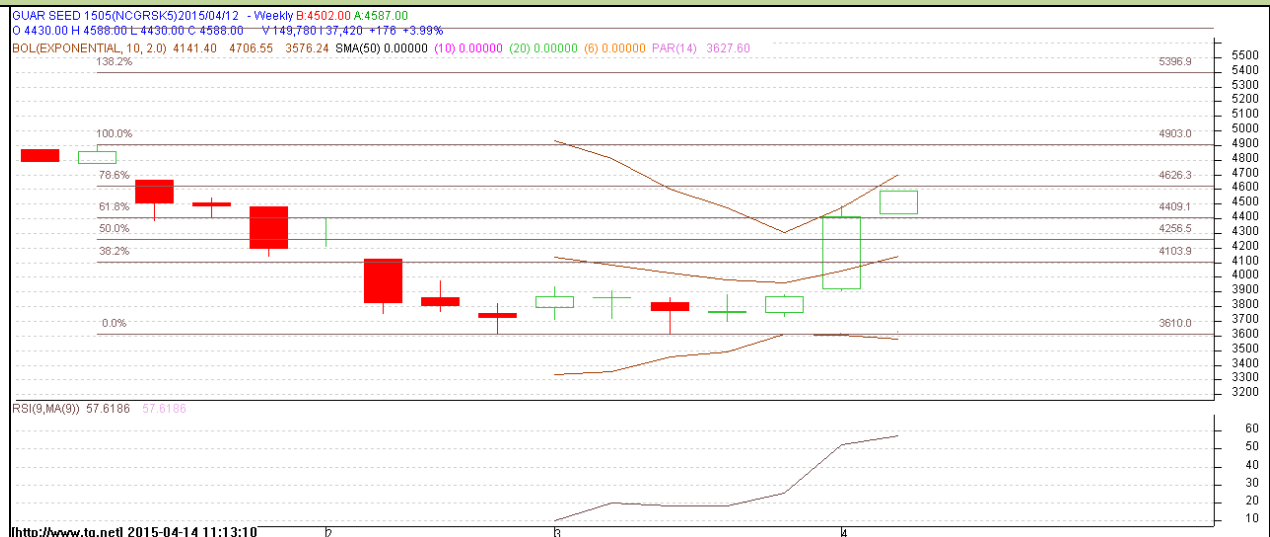
Centre	Weekly Arrivals (Quintals)		Change
	4th to 10nd Apr15	28th to 02nd Apr15	

Rajasthan	Jodhpur	850	50	800
	Sri-Ganganagar	5300	12000	-6700
	Nagaur	450	NA	-
	Alwar	900	670	230
	Churu	2500	1800	700
	Bikaner	3300	2100	1200
	Khajuwala Bikaner	3500	2000	1500
	Nokha	1200	400	800
	Hanumangarh	750	550	200
Haryana	Adampur	4400	7900	-3500
	Sirsa	4600	3500	1100
	Bhiwani	3000	6000	-3000
	Dhabwali	670	525	145
	Siwani	3600	2100	1500
	Ellanabad	1910	1500	410
Gujarat	Deesa	NA	20	-
	Patan (Loose)	NA	NA	-
	Rajkot	465	60	405
	Dhrol(loose)	2.83	NA	-
Madhya pradesh	Dabra	NA	NA	-
Total Arrival		37398	41175	-3777

Commodity: Guar Seed 10MT
Contract: May

Exchange: NCDEX
Expiry: May 20, 2015

Guar Seed 10MT (Weekly May Contract Chart)



Technical Commentary:

- Guar prices are moving upside as chart depicts.
- However, prices have just gave a upper breakout signal
- However, RSI is hovering at neutral region.
- Last candlestick depicts bullishness.

Strategy: Buy from support levels.

Weekly Supports & Resistances			S2	S1	PCP	R1	R2
Guar Seed 10MT	NCDEX	May	3880	4104	4412	4903	5396
Weekly Trade Call			Call	Entry	T1	T2	SL
Guar Seed 10MT	NCDEX	May	Buy	Above 4400	4700	4850	4220



Commodity: Guar Gum
Contract: May

Exchange: NCDEX
Expiry: May 20, 2015

Guar Gum (May Weekly Chart)



Technical Commentary:

- Guar gum prices showed upside movement from last couple of weeks.
- However, RSI is hovering at neutral region
- Last candlestick depicts bullishness.

Strategy: Buy on dips.

Weekly Supports & Resistances			S2	S1	PCP	R1	R2
Guar Gum	NCDEX	May	9090	9370	10000	11180	11904
Weekly Trade Call			Call	Entry	T1	T2	SL
Guar Gum	NCDEX	May	Buy	Above 10100	10600	10850	9800

Spot Market Outlook:

Guar prices showed little upside direction due to moderate demand from stockists and improving processing margin from guar seed to gum. Also, lower arrivals decrease the supply pressure of guar seed in the market.

In addition to it, most of the traders and farmers are bearish in guar seed which give speculators an opportunity to collect guar seed stock at lower quotes which ultimately gives signs of improvement in guar seed prices for medium term (2-3 months).

Disclaimer

The information and opinions contained in the document have been compiled from sources believed to be reliable. The company does not warrant its accuracy, completeness and correctness. Use of data and information contained in this report is at your own risk. This document is not, and should not be construed as, an offer to sell or solicitation to buy any commodities. This document may not be reproduced, distributed or published, in whole or in part, by any recipient hereof for any purpose without prior permission from the Company. IASL and its affiliates and/or their officers, directors and employees may have positions in any commodities mentioned in this document (or in any related investment) and may from time to time add to or dispose of any such commodities (or investment). Please see the detailed disclaimer at <http://www.agriwatch.com/Disclaimer.asp>
© 2014 Indian Agribusiness Systems Pvt Ltd.