

Domestic Market Recap:

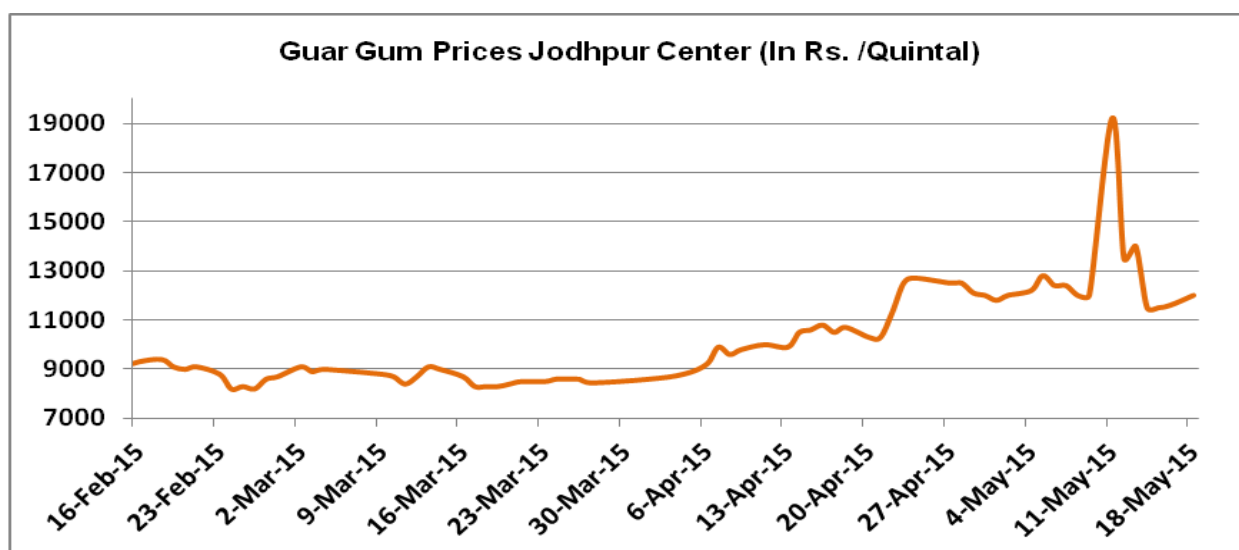
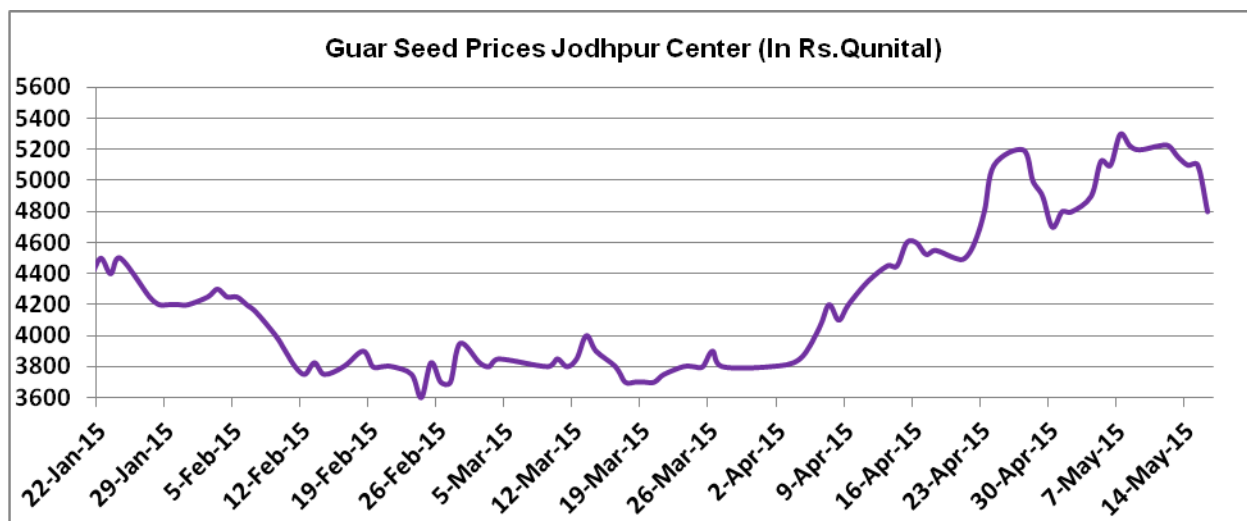
- Weak sentiment witnessed in Guar domestic market during the period.
- Increasing Supply reported in the domestic market during the week.
- As per trade information, due to higher prices sowing area may increase current period, however it mainly depends on monsoon.
- IMD Forecast southwest monsoon rainfall below normal for 2015 may support guar seed and gum prices in coming day's spot markets.
- In Ganganagar, Guar stocks reported around 2 – 2.5 lakh bags (1 bag = 100 Kgs) till date. Sources revealed that, guar sowing area likely to go up current period, however it mainly depends on June – July rainfall.
- Guar prices seems to test Rs 5200 and then 5500 soon considering lower stock in demat and lower arrivals in mandis. It is notable that punters collect guar stocks at lower rates and now play speculation in guar seed.

Export and Import Scenario

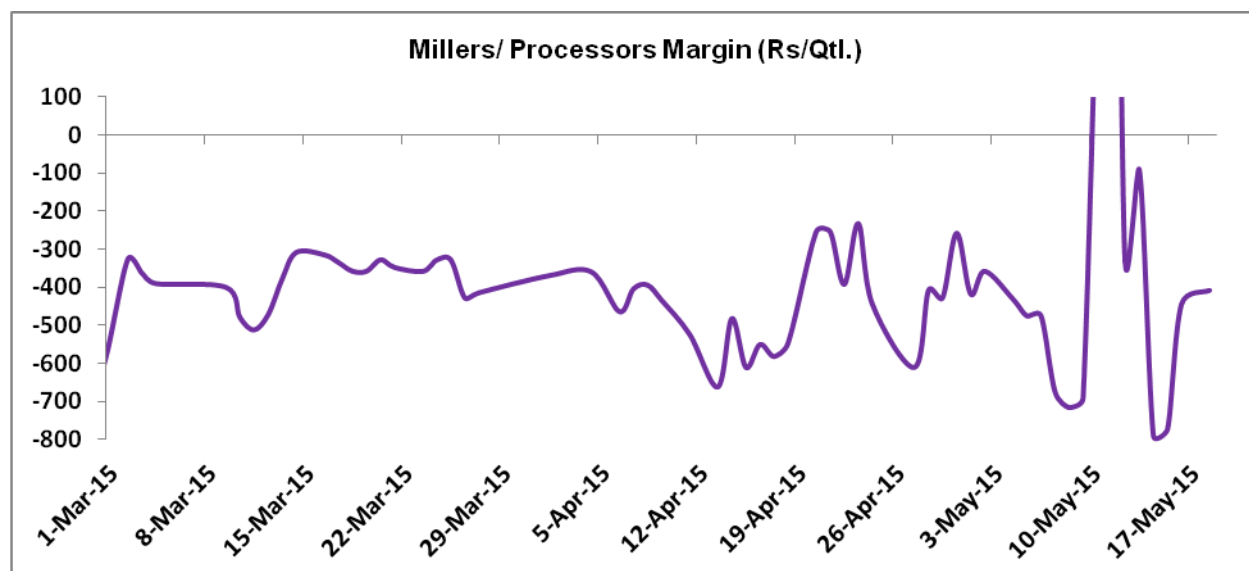
India has exported 5692 tons of Guar Products (Gum, Splits & Meal) during the week 4th – 10th May 2015. During the period Import reported 4.3 tones.

Price Scenario

In the second week of May, the average price of guar seed slightly down by Rs.107/Qtl compared to previous week. Also, guar gum average prices decreased current week Rs.936/Qtl compared to previous week. The graph below illustrates the weekly average price movement of guar seed and guar gum in Jodhpur market.



Millers/Processors Margin



As seen in the chart above, the average crushing margin of guar seed recovering in the Second week of May 2015, average crush margin stood at Rs. -269.4/Quintal as compared to the last week -521.6/Quintal. Increased in guar seed prices compared to guar gum led the margin down.

Guar by – Products Weekly Average Prices:

Commodity	Centre	9th to 15st May15	2th to 8st May15	Change
Churi	Jodhpur	1467	1455	12
Korma	Jodhpur	1850	1858	-8
Churi	Sri-Ganganagar	1477	1447	30
Korma	Sri-Ganganagar	1932	1842	90
Prices in Rs/75kg				

Guar Export Weekly Average Prices:

Commodity	Variety	9th to 15st May15	2th to 8st May15	Change
Guargum Split		1839	1919	-80
Guargum Powder	200 Mesh 5000 CPS	2069	2233	-164
	200 Mesh 3500 CPS	2011	2155	-144
Guargum Meal	40%	337	306	31
	50%	412	384	28
Prices in \$/MT				

Commodity	Centre	Weekly Prices (Average)		Change
	Guar Seeds	9th to 15st May15	2th to 8st May15	
Rajasthan	Jodhpur (Loose)	4966	4075	891
	Jodhpur(Delivery)	5166	5075	91
	Sri-Ganganagar(Loose)	4733	4804	-71
	Sri-Ganganagar (Delivery)	4933	5008	-75
	Nagaur (Loose)	4750	4920	-170
	Alwar (loose)	4583	4708	-125
	Churu (Delivery)	4783	4908	-125
	Bikaner (Loose)	4775	4925	-150
	Bikaner (Delivery)	4966	5116	-150
	Khajuwala Bikaner (Loose)	4743	4988	-245
	Khajuwala Bikaner(Delivery)	4933	5188	-255
	Nokha(Loose)	4750	4925	-175
	Nokha (Delivery)	4921	5102	-181
	Hanumangarh (Loose)	NA	NA	-
	Hanumangarh (Delivery)	NA	NA	-
Haryana	Adampur (Loose)	4754	4925	-171
	Adampur (Delivery)	4937	5108	-171
	Sirsa (Loose)	4788	4895	-107
	Bhiwani (Delivery)	4966	5087	-121
	Dhabwali (Loose)	NA	NA	-
	Dhabwali (Delivery)	NA	NA	-
	Siwani (Loose)	4887	5050	-163
	Ellanabad (Loose)	4770	4983	-213
Gujarat	Deesa (Loose)	NA	NA	-
	Patan (Loose)	4586	NA	-
	Rajkot (Loose)	4505	4679	-174
	Dhrol(loose)	4442	4722	-280
Madhya pradesh	Dabra (Loose)	NA	NA	-
	Guar Gum			
Rajasthan	Jodhpur	13616	12300	1316
	Alwar	11716	12100	-384
Haryana	Sirsa	11666	12333	-667
	Bhiwani	11775	12000	-225
	Dhabwali	NA	NA	-
	Ellanabad	11716	12300	-584

Week on Week Price: Scenario of Guar seed and Guar gum:					
Commodity	Centre	Today	Week ago	Month ago	Year ago
	Guar Seeds	15-May-15	8-May-15	15-Apr-15	15-May-14
Rajasthan	Jodhpur (Loose)	4900	5025	4400	4700
	Jodhpur(Delivery)	5100	5225	4600	4900
	Sri-Ganganagar(Loose)	4650	4850	4475	4900
	Sri-Ganganagar (Delivery)	4850	5050	4650	5100
	Nagaur (Loose)	4650	4900	4500	4900
	Alwar (loose)	4550	4700	NR	4700
	Churu (Delivery)	4750	4900	NR	NR
	Bikaner (Loose)	4700	4950	4500	5000
	Bikaner (Delivery)	4900	5150	4650	5150
	Khajuwala Bikaner (Loose)	4700	4950	4400	NA
	Khajuwala Bikane(Delivery)	4888	5148	4576	NA
	Nokha(Loose)	4700	4950	4380	4850
	Nokha (Delivery)	4869	5128	4538	5025
	Hanumangarh (Loose)	NA	NA	4450	NA
	Hanumangarh (Delivery)	NA	NA	4650	NA
Haryana	Adampur (Loose)	4725	4750	4550	4900
	Adampur (Delivery)	4825	4950	4650	5100
	Sirsa (Loose)	4725	4950	4400	5000
	Bhiwani (Delivery)	5000	5050	4600	5050
	Dhabwali (Loose)	NA	NA	4600	NA
	Dhabwali (Delivery)	NA	NA	4750	NA
	Siwani (Loose)	4850	4950	4500	5100
	Ellanabad (Loose)	4700	4950	4450	5000
Gujarat	Deesa (Loose)	NA	NA	NA	4500
	Patan (Loose)	NA	NA	NA	4715
	Rajkot (Loose)	4350	4675	4300	NR
	Dhrol(loose)	4380	NA	NA	
Madhya pradesh	Dabra (Loose)	NA	NA	NA	4000
Guar Gum					
Rajasthan	Jodhpur	11500	12000	10600	14100
	Alwar	11400	12000	NR	NR
Haryana	Sirsa	11500	12350	10800	13900
	Bhiwani	11750	12000	10600	14000
	Dhabwali	NA	NA	10800	NA
	Ellanabad	11400	12000	10600	14200

Guar Cumulative Arrivals in Key Centers

Centre	Weekly Arrivals (Quintals)			Change
		9th to 15st May15	2th to 8st May15	
Rajasthan	Jodhpur	650	650	Unch
	Sri-Ganganagar	4800	5100	-300
	Nagaur	1550	1700	-150
	Alwar	3000	3050	-50
	Churu	4000	4700	-700
	Bikaner	4000	3100	900
	Khajuwala Bikaner	2200	3500	-1300
	Nokha	700	500	200
	Hanumangarh	NA	NA	-
Haryana	Adampur	5800	6700	-900
	Sirsa	5800	1130	4670
	Bhiwani	3600	1900	1700
	Dhabwali	NA	NA	-
	Siwani	3800	4100	-300
	Ellanabad	1500	1270	230
Gujarat	Deesa	NA	NA	-
	Patan	470	11	459
	Rajkot	2430	2515	-85
	Dhrol	58.5	17.5	41
Madhya pradesh	Dabra	NA	NA	-
Total Arrival		44359	39944	4415

Commodity: Guar Seed 10MT
Contract: June

Exchange: NCDEX
Expiry: June 20, 2015

Guar Seed 10MT (Weekly June Contract Chart)



Technical Commentary:

Candlestick chart pattern reveals range bound movement in the market. RSI is moving down in neutral region indicates prices may go down in coming days. Prices closed above 9 days and 18 days EMAs in the market. 4800 seem like a strong support level. Volumes are not supporting the prices.

Strategy: Sell

Weekly Supports & Resistances			S2	S1	PCP	R1	R2
Guar Seed 10MT	NCDEX	June	4700	4800	5025	5220	5250
Weekly Trade Call			Call	Entry	T1	T2	SL
Guar Seed 10MT	NCDEX	June	Sell	Below 5100	4900	4800	5200

Commodity: Guar Gum
Contract: June
Exchange: NCDEX
Expiry: June 20, 2015
Guar Gum (June Weekly Chart)

Technical Commentary:

Candlestick chart pattern reveals bearish sentiment in the market. RSI is moving down in neutral region indicates prices may go down in coming days. Prices closed above 9 days and 18 days EMAs in the market. 4800 seem like a strong support level. Volumes are not supporting the prices.

Strategy: Sell

Weekly Supports & Resistances			S2	S1	PCP	R1	R2
Guar Gum	NCDEX	June	--	11000	11420	12100	12200
Weekly Trade Call			Call	Entry	T1	T2	SL
Guar Gum	NCDEX	June	Sell	Below 11800	11300	11100	12050

Disclaimer

The information and opinions contained in the document have been compiled from sources believed to be reliable. The company does not warrant its accuracy, completeness and correctness. Use of data and information contained in this report is at your own risk. This document is not, and should not be construed as, an offer to sell or solicitation to buy any commodities. This document may not be reproduced, distributed or published, in whole or in part, by any recipient hereof for any purpose without prior permission from the Company. IASL and its affiliates and/or their officers, directors and employees may have positions in any commodities mentioned in this document (or in any related investment) and may from time to time add to or dispose of any such commodities (or investment). Please see the detailed disclaimer at <http://www.agriwatch.com/Disclaimer.asp>
 © 2015 Indian Agribusiness Systems Pvt Ltd.