

Domestic Market Summary:

- Guar seed and gum prices are showing heavy volatility from last couple of trading sessions. Big punters are trying to improve the ratio of seed and gum in a bearish market. Also, expiration of december contract urge market participants to short cover their positions from the future markets. It is expected that volatility will remain in the markets in the next week as well in guar prices.
- Haryana traders and millers are asking for guar seed from various key markets of Rajasthan like Pilibanga, Shri ganganagar etc. Millers are finding parity after processing seed to Gum and Churi Korma. It is notable that Churi and Korma prices are trading at pretty higher levels.
- Gujarat state agriculture department released its first advance estimate for Guar seed for 2015-16. According to estimates, farmers in gujarat grow guar seed in 342000 hectares and produce 206000 tons of guar seed with an average yield of 602 kg/hectare
- Daily around 70000 bags of guar seed arrived in all India markets this week which was around 80000 bags last week. Continuous fall in guar seed prices urge farmers not to bring their produce in the local mandis.

Next Week Price Projections:

For the next week, prices are likely to move UP to Rs 200 per quintal. In the Jodhpur market, delivery prices are trading at Rs 3358 and are likely to trade up to Rs 3550 per quintal.

In Ganganagar region, prices are trading at Rs 3243 per quintal which is likely to move upto Rs 3400 quintal as expected.

Current Market Dynamics

Prices of guar seed and gum tumbling down further due to lack of demand and falling crude oil prices which ultimately affect the demand of guar gum. Slow export of guar gum became the main influencing factor driving the prices downward.

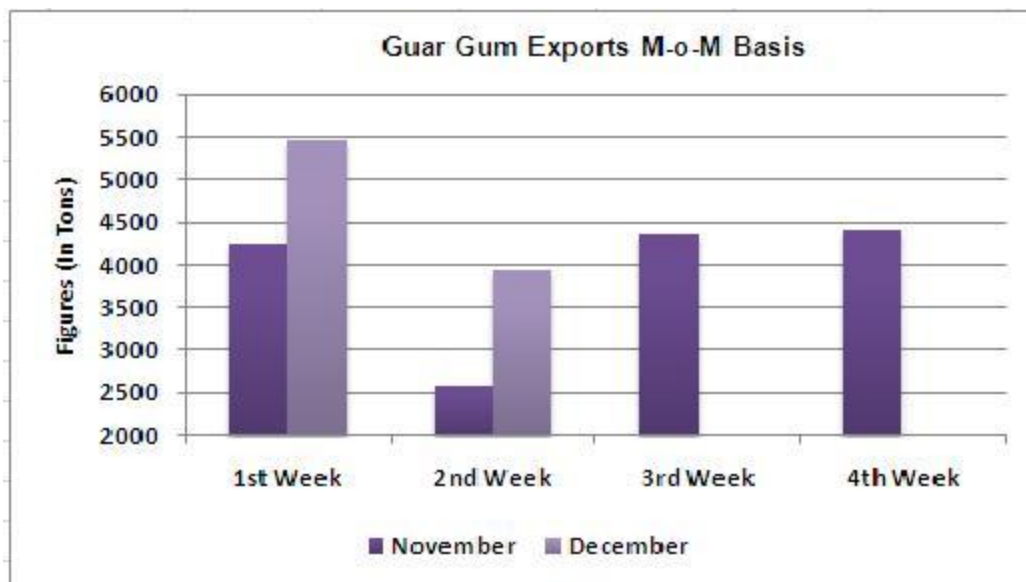
As far as Arrivals are concerned, Adampur (Haryana) market (biggest market of guar in North) reported lower arrivals (~7300 bags) compared to previous week ~8400 bags.

Similarly, In Ganganagar market, arrivals have declined last week to 8000 bags compared to prior week arrivals data i.e.14500 bags.

Export and Import Scenario

As far as weekly guar gum exports are concerned, In the second week of December 2015, India has exported 3932 tons of guar gum powder, 420.2 tons of guar splits and 1697 tons of guar meal.

Recent week guar gum powder exports are 61% higher compared to export at same period last month. However, recent export figures are down by 35% compared to prior week.

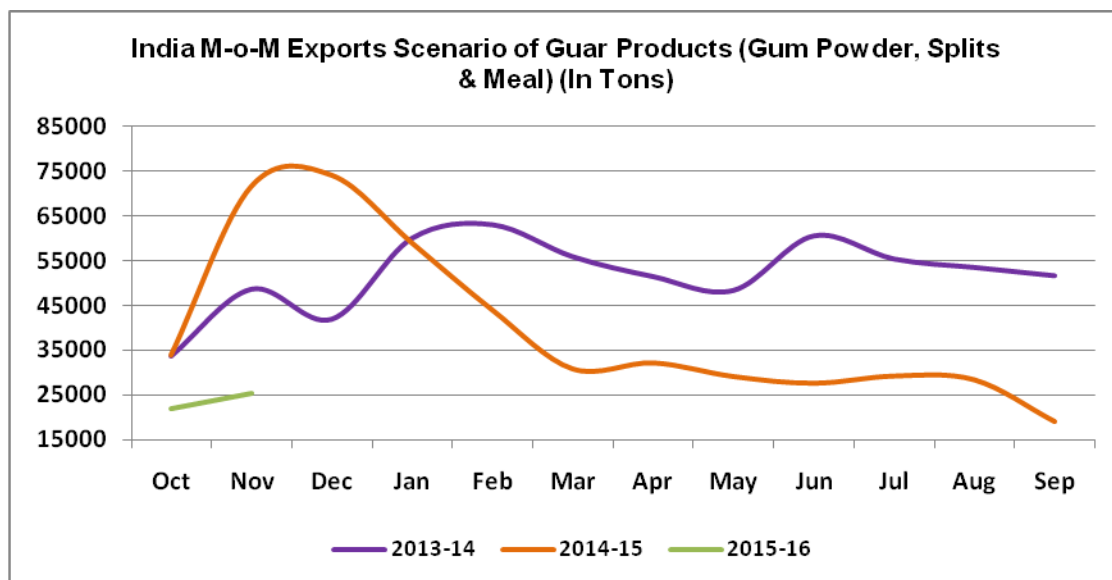


Demand Side of Guar and Guar Gum:

On export front, demands of guar products decreased in November.

Reportedly, the quantity of unsold gum stored in US has decreased as stockists are selling it at lower quotes as unsold gum will expire soon. There is only need based buying reported from foreign buyers.

Below are the monthly guar products exports and its comparison to month wise exports of guar products last year.

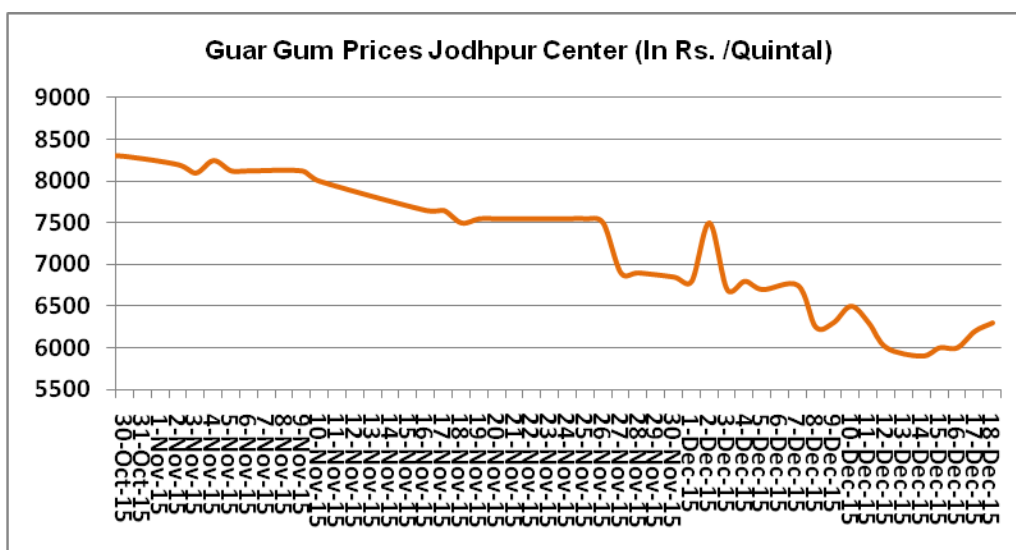
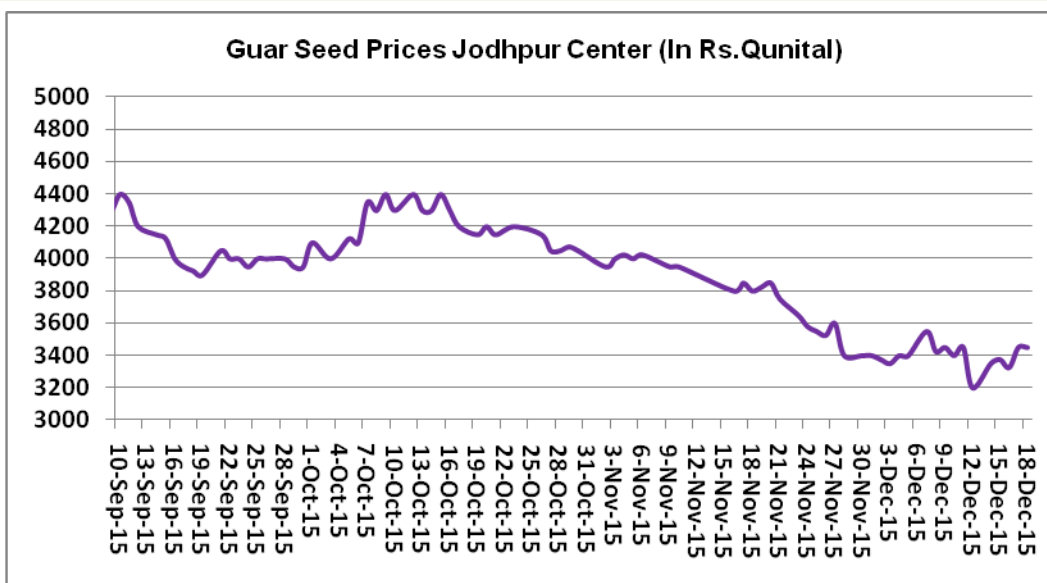


Crop Situation:

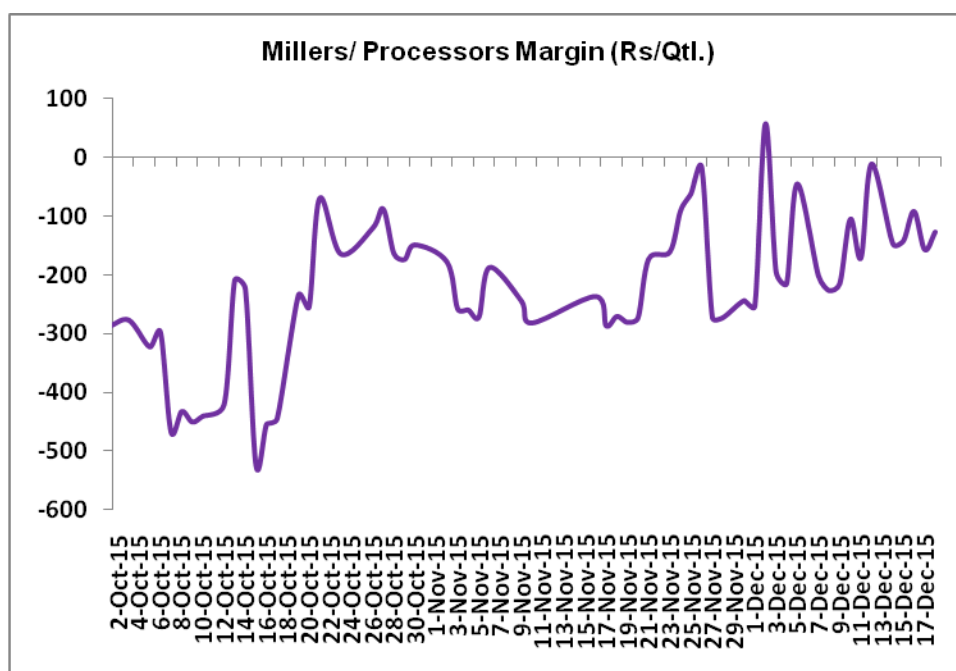
Currently, crop from Jaiselmer and Barmer region coming in the market which also pressurizes the prices of guar seed in domestic markets. Farmers have started harvesting their crop.

Price Scenario

In the second week of December, the average price of guar seed decrease by 2.5% and was at Rs.3358/Qtl compared to previous week. Also, guar gum prices declined last week by 6.2% at Rs.6066/Qtl compared to previous week. The graph below illustrates the weekly average price movement of guar seed and guar gum in Jodhpur market.



Millers/Processors Margin



As seen in the chart above, the average crushing margin of guar seed has increased compared to previous week. In the third week of December 2015, average crush margin increase to Rs. -111/Quintal which were -159.8 per quintal last week. Increase in churi and korma prices led the margin up last week.

Guar by – Products Weekly Average Prices:

Commodity	Centre	12th Dec to 18th Dec 15	05th Dec to 11th Dec 15	Change
Churi	Jodhpur	1592	1492	100
Korma	Jodhpur	1992	1908	84
Churi	Sri-Ganganagar	1454	1492	-38
Korma	Sri-Ganganagar	1914	1878	36
Prices in Rs/75kg				

Guar Export Weekly Average Prices:

Commodity	Variety	12th Dec to 18th Dec 15	05th Dec to 11th Dec 15	Change
Guargum Split		920	946	-26
Guargum Powder	200 Mesh 5000 CPS	1219	1246	-27
	200 Mesh 3500 CPS	1145	1173	-28
Guargum Meal	40%	314	325	-11
	50%	386	389	-3
Prices in \$/MT				

Commodity	Centre	Weekly Prices (Average)		Change
	Guar Seeds	12th Dec to 18th Dec 15	05th Dec to 11th Dec 15	

Rajasthan	Jodhpur (Loose)	3163	3246	-83
	Jodhpur(Delivery)	3358	3446	-88
	Sri-Ganganagar(Loose)	3058	3137	-79
	Sri-Ganganagar (Delivery)	3243	3337	-94
	Nagaur (Loose)	3010	3092	-82
	Alwar (loose)	3033	3080	-47
	Churu (Delivery)	3225	3290	-65
	Bikaner (Loose)	3060	3134	-74
	Bikaner (Delivery)	3240	3334	-94
	Khajuwala Bikaner (Loose)	2980	3041	-61
	Khajuwala Bikaner(Delivery)	3003	3140	-137
	Nokha(Loose)	3075	3138	-63
	Nokha (Delivery)	3075	3250	-175
	Hanumangarh (Loose)	3042	3116	-74
	Hanumangarh (Delivery)	3242	3316	-74
Haryana	Adampur (Loose)	3117	3242	-125
	Adampur (Delivery)	3300	3442	-142
	Sirsa (Loose)	3182	3225	-43
	Bhiwani (Delivery)	3172	3292	-120
	Dhabwali (Loose)	3098	3165	-67
	Dhabwali (Delivery)	3298	3365	-67
	Siwani (Loose)	3167	3254	-87
	Ellanabad (Loose)	3100	3165	-65
Gujarat	Deesa (Loose)	3107	3283	-176
	Patan (Loose)	3174	3226	-52
	Rajkot (Loose)	3253	3248	5
	Dhrol(loose)	2983	3099	-116
Madhya pradesh	Dabra (Loose)	3500	3233	267
Guar Gum				
Rajasthan	Jodhpur	6067	6466	-399
	Alwar	6025	6310	-285
Haryana	Sirsa	6000	6233	-233
	Bhiwani	6375	6633	-258
	Dhabwali	6133	6517	-384
	Ellanabad	6042	6380	-338

Week on Week Price: Scenario of Guarseed and Guargum:

Commodity	Centre	Today	Week ago	Month ago	Year ago
	Guar Seeds	18-Dec-15	11-Dec-15	18-Nov-15	18-Dec-14
Rajasthan	Jodhpur (Loose)	3250	3250	3600	4200

	Jodhpur(Delivery)	3450	3450	3800	4400
	Sri-Ganganagar(Loose)	3135	3050	3400	4250
	Sri-Ganganagar (Delivery)	3335	3250	3600	4450
	Nagaur (Loose)	3100	3000	3300	4200
	Alwar (loose)	3150	3000	NR	4225
	Churu (Delivery)	3300	3300	NR	4350
	Bikaner (Loose)	3250	3075	3400	4250
	Bikaner (Delivery)	3450	3275	3500	4450
	Khajuwala Bikaner (Loose)	3100	3080	3390	4270
	Khajuwala Bikaner(Delivery)	3224	3203	3526	4441
	Nokha(Loose)	3050	3050	3400	4300
	Nokha (Delivery)	3172	3160	3526	4455
	Hanumangarh (Loose)	3100	3125	3350	4600
	Hanumangarh (Delivery)	3300	3325	3550	4800
Haryana	Adampur (Loose)	3250	3200	3525	4300
	Adampur (Delivery)	3450	3400	3625	4500
	Sirsa (Loose)	3240	3175	3425	4200
	Bhiwani (Delivery)	3300	3200	3550	4400
	Dhabwali (Loose)	3150	3125	3400	4350
	Dhabwali (Delivery)	3350	3325	3550	4550
	Siwani (Loose)	3300	3200	3550	4350
	Ellanabad (Loose)	3250	3125	3450	NA
Gujarat	Deesa (Loose)	3135	3660	Closed	4240
	Patan (Loose)	3230	3220	Closed	4280
	Rajkot (Loose)	3555	3225	3645	4320
	Dhrol(loose)	3180	NA	NR	NA
Madhya pradesh	Dabra (Loose)	NA	3000	NA	NA
	Guar Gum				
Rajasthan	Jodhpur	6300	6300	7500	11800
	Alwar	6400	6100	NR	11700
Haryana	Sirsa	6200	6000	7500	11800
	Bhiwani	6200	6950	7750	12100
	Dhabwali	6300	6700	7550	12000
	Ellanabad	6400	6100	7500	NA

Guar Cumulative Arrivals in Key Centers

Centre	Weekly Arrivals (Quintals)			Change
		12th Dec to 18th Dec 15	05th Dec to 11th Dec 15	
Rajasthan	Jodhpur	NA	NA	-
	Sri-Ganganagar	8000	14500	-6500
	Nagaur	900	1150	-250
	Alwar	1800	2100	-300
	Churu	4700	4900	-200
	Bikaner	13500	10000	3500
	Khajuwala Bikaner	20050	17900	2150

	Nokha	1300	3600	-2300
	Hanumangarh	1950	1800	150
Haryana	Adampur	7300	8400	-1100
	Sirsa	8000	9400	-1400
	Bhiwani	3800	5200	-1400
	Dhabwali	910	1000	-90
	Siwani	4200	3100	1100
	Ellanabad	5400	5500	-100
Gujarat	Deesa	1335	1578	-243
	Patan	2363	3974	-1611
	Rajkot	2310	1470	840
	Dhrol	43	152	-109
Madhya pradesh	Dabra	300	2800	-2500
Total Arrival		88161	98524	-10363



Commodity: Guar Seed 10MT
Contract: Jan

Exchange: NCDEX
Expiry: Jan 20, 2016

Guar Seed 10MT (Weekly jan Contract Chart)



Technical Commentary:

- Guar prices are continuously moving downside as chart depicts.
- Prices can test 3500 level in the coming trading sessions.
- However, RSI is hovering at oversold region

Strategy: Buy

Weekly Supports & Resistances			S2	S1	PCP	R1	R2
Guar Seed 10MT	NCDEX	Jan	2700	2950	3267	3600	3880
Weekly Trade Call			Call	Entry	T1	T2	SL
Guar Seed 10MT	NCDEX	Jan	Buy	Above 3250	3400	3470	3160



Commodity: Guar Gum
Contract: Jan

Exchange: NCDEX
Expiry: Jan 20, 2016

Guar Gum (Jan Weekly Chart)



Technical Commentary:

- Guar gum prices are moving down to downtrend as chart depicts.
- RSI is hovering at oversold region
- Last candlestick depicts bullishness in the market.

Strategy: Buy

Weekly Supports & Resistances			S2	S1	PCP	R1	R2
Guar Gum	NCDEX	Jan	5200	5460	6180	6300	6624
Weekly Trade Call			Call	Entry	T1	T2	SL
Guar Gum	NCDEX	Jan	Buy	Above 6200	6600	6800	5960

Spot Market Outlook:

Guar prices recovered from recent lows due to good demand at lower levels from stockists and millers. Also, lower arrivals also support the prices. However, recent rally is just a recovery and prices are likely to move down fundamentally in the medium term.

Disclaimer

The information and opinions contained in the document have been compiled from sources believed to be reliable. The company does not warrant its accuracy, completeness and correctness. Use of data and information contained in this report is at your own risk. This document is not, and should not be construed as, an offer to sell or solicitation to buy any commodities. This document may not be reproduced, distributed or published, in whole or in part, by any recipient hereof for any purpose without prior permission from the Company. IASL and its affiliates and/or their officers, directors and employees may have positions in any commodities mentioned in this document (or in any related investment) and may from time to time add to or dispose of any such commodities (or investment). Please see the detailed disclaimer at <http://www.agriwatch.com/Disclaimer.asp>
© 2015 Indian Agribusiness Systems Pvt Ltd.