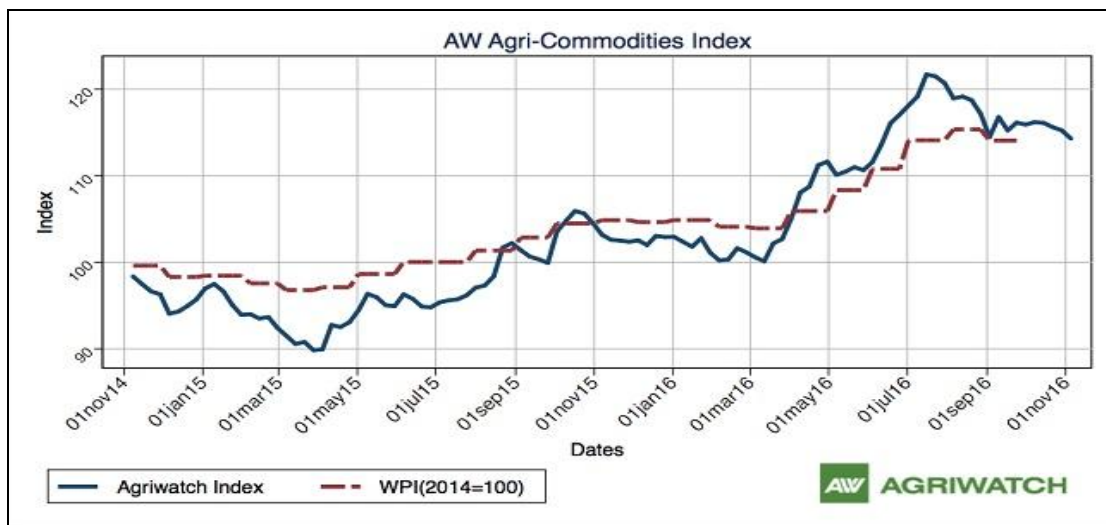


Guar Weekly Research Report

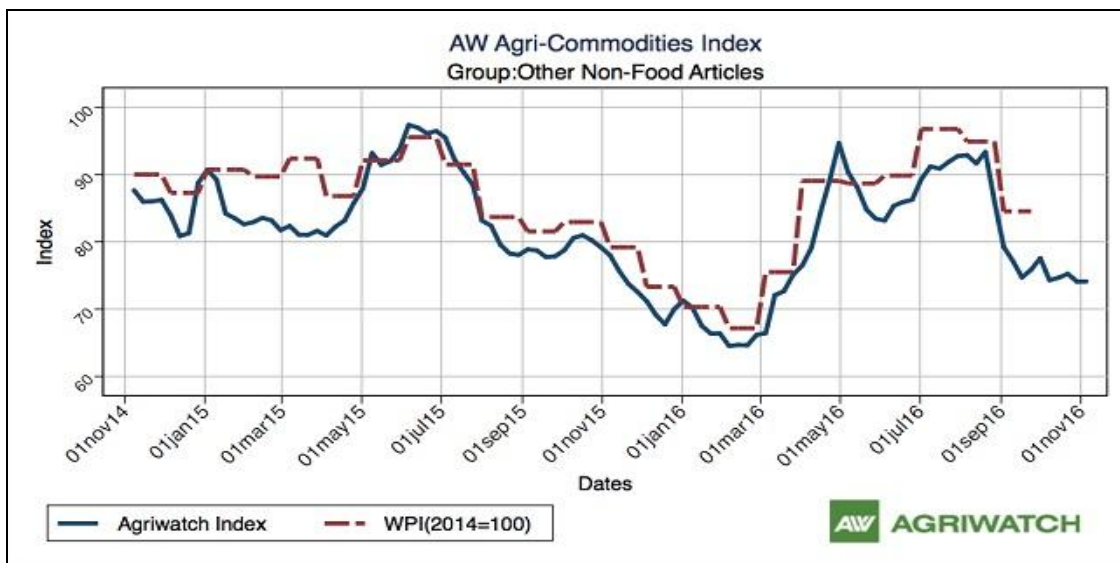
Contents

- ❖ Agriwatch Agri Commodity Index
- ❖ Executive Summary
- ❖ Recommendations
- ❖ Domestic Market Fundamentals
- ❖ Export Scenario
- ❖ Processing Margins
- ❖ Technical Analysis (Futures Market)
- ❖ Guar Seed & Gum Prices at Key Spot Markets

Agriwatch Agri Commodity Index



The Agriwatch Agri Commodities Index eased for the fourth straight week, declining 0.81% to 114.30 during the week ended Nov 5, 2016 from 115.24 during the previous week. The base for the Index and all sub-Indices is 2014 (= 100).



The Agriwatch Agri commodity other non-food articles Index increased by 0.01% to 74.11 during the week ended November 05, 2016.

Agriwatch has recently launched its AW Agri Commodity Indices to enable organizations access independent Indices to track and use to benchmark their purchases and sales. The Indices are based on the daily prices in the key benchmark markets for each commodity that AW has been covering for the past decade. The indices include an Aggregate Index, Category Indices and individual commodity indices. The weekly indices are free to access on our website www.agriwatch.com. The daily indices are available on subscription. Please contact for more details.

Executive Summary

Domestic Guar Seed Market Summary

According to IBIS (provisional data), export of guar seed products (Guar Powder, Split and Meal) have increased compared to last week. In the week (07-13 November), the exports were around 6554 metric tonnes compared to 3086 metric tonnes in the week (31 October -06 November). The export of all guar split, guar gum powder and guar meal has increased.

According to IBIS (provisional data) for 07-13 November'16, the average \$FOB/Tonne has decreased for guar split and guar meal compared to last week. India has exported 3983 metric tonnes of guar gum powder at an average fob of \$1418.38/tonne, 721 metric tonnes of guar split at an average fob of \$1022.29/tonne and 1850 metric tonnes of guar meal at an average fob of \$537.6/tonne.

Total guar seed products export from India for the week (07-13 November) was 6554 tonnes. Out of the total around 3062.28 tonnes was exported from Mundra Port, 1093.07 tonnes from Jodhpur concor ICD and 539.38 tonnes from Ahmedabad ICD. Whereas last week (31 October -06 November) 1445.22 tonnes was exported from Mundra Port, 743.62 tonnes from Jodhpur concor ICD and 20 tonnes from Ahmedabad ICD.

According to IBIS (provisional data) for the month of October, Export of guar seed products i.e. powder, Split and meal has increased by 258 metric tonnes compared to last month. India has exported 29538 tonnes of guar products in the month of October. Of the total quantity, 20437 tonnes is guar gum powder and the remaining is Guar split (702 tonnes) and Guar meal (8399 tonnes).

The wholesale price index of guar seed has decreased from 266.2 in August 2016 to 261.7 in September 2016. The WPI for September 2016 is down by 29.5 compared to last year for the same month and by 149.4 compared to September 2014.

As per latest update, area sown in Gujarat until 26 September'16 is 223700 hectares compared to 342500 hectares in the previous kharif season. Area of guar is expected to be lower this season as farmers are shifting to other crops like cotton and pulses as these crops are fetching more returns. The last three-year average normal area for guar seed in Gujarat is 378800 hectares.

On the currency front, Indian rupee against USD (Average) closed at 66.73, devalued by Rs. 0.01 compared to the previous month. Overall weakening of Rupee in terms of dollar also discourages export of guar gum and powder.

As far as Arrivals are concerned, Adampur (Haryana) market (biggest market of guar in North) reported lower arrivals (2700 quintals) compared to previous week 5700 quintals.

As far as arrivals are concerned Bikaner market, reported no arrivals compared to previous week 1300 quintals. The Mandis in Bikaner remained closed due to cash crunch.

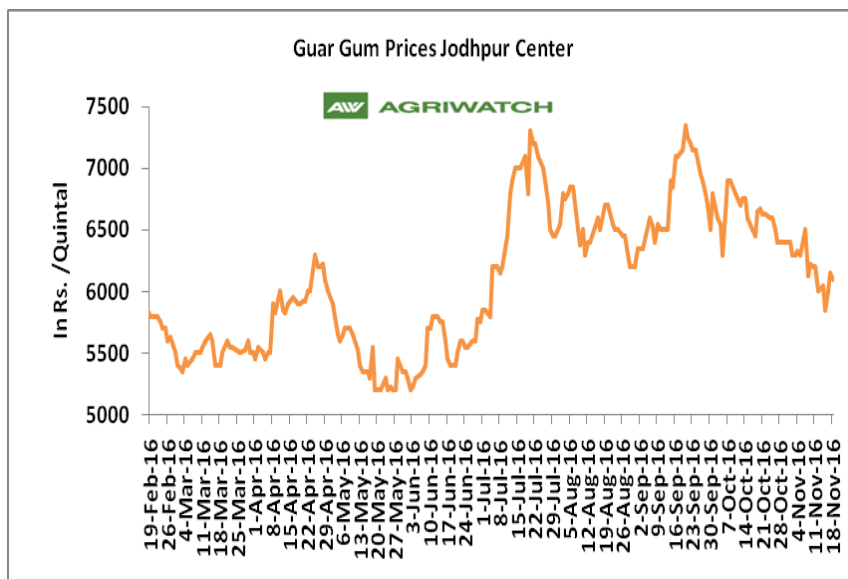
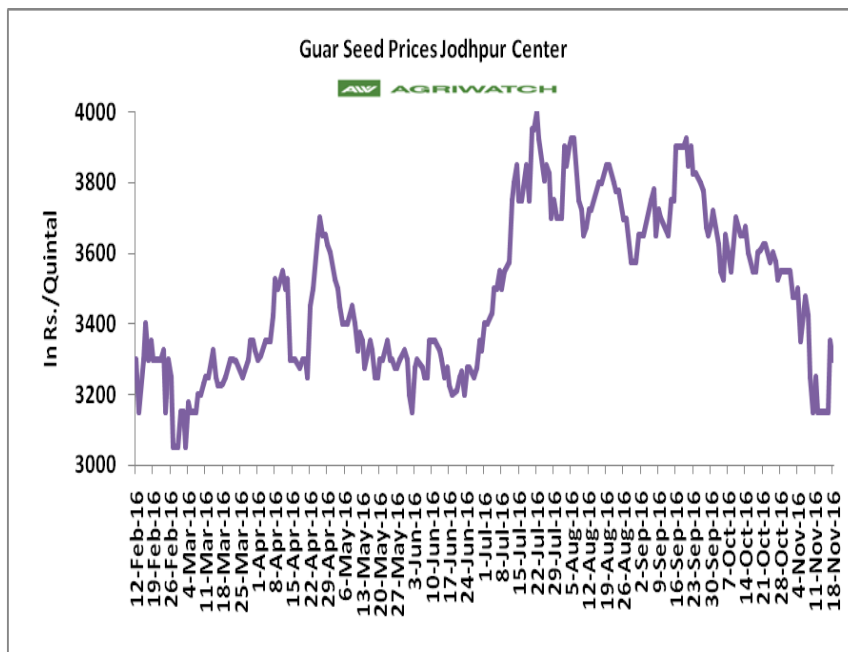
Recommendation:

Weekly Call - : Market participants are advised to Buy Guar seed at 3270 levels for a target of 3425 with a stop loss at 3216 on closing basis.

Guar Seed Fundamental Analysis and Outlook:-

Domestic Front

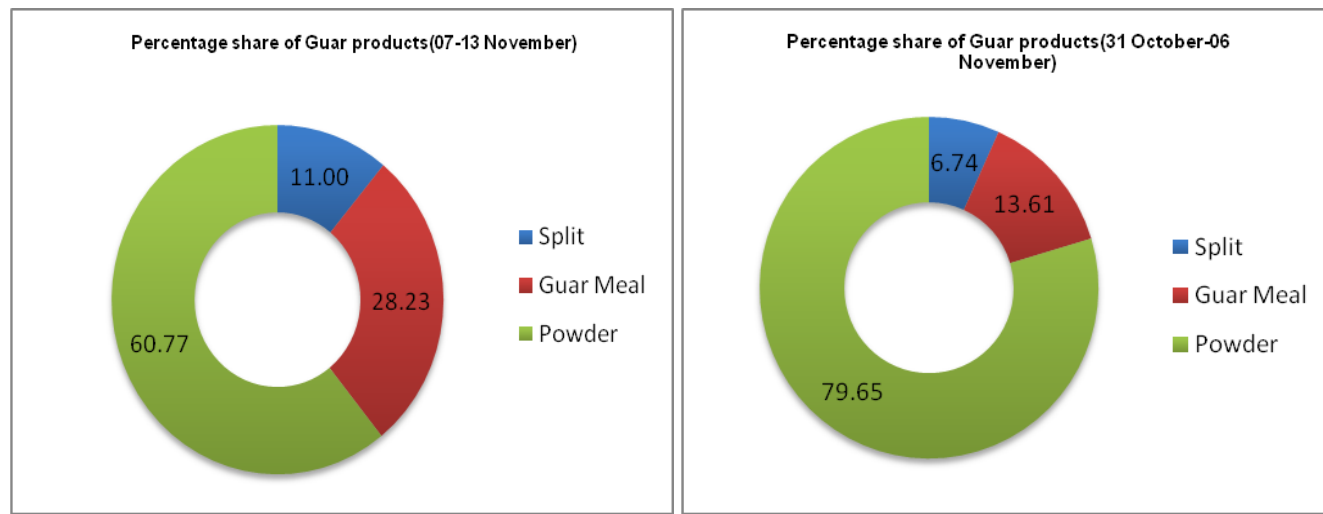
- In the week ended 18 November'16, Guar seed weekly average prices decreased by Rs 108.33 /- qtl during the week compared to previous week and settled at Rs 3208 per quintal.
- In addition, Guar gum weekly average prices were down by Rs. 233.33/- qtl and settled at Rs. 6025 per quintal. Weak demand for guar gum from domestic as well as overseas market led the prices down this week.
- Sources revealed that guar seed area in Rajasthan, Haryana and Gujarat might decrease approximately by 35 – 40%, as other crops such as pulses and cotton are more remunerative. Guar prices are likely to move from range bound to firm on cues of lower production and steady demand.
- According to first advance estimate for 2016-17 issued by Rajasthan's Department of Agriculture for Guar seed the area, production and yield are 2223474 hectares, 1962424 tonnes and 549 kg/hectare respectively. As compared to fourth advance estimate for 2015-16, the area, production and yield have decreased by 1209842 hectares, 261050 tonnes and 84kg/hectare respectively.



Export Scenario

Export Scenario (07th - 13th November 2016)

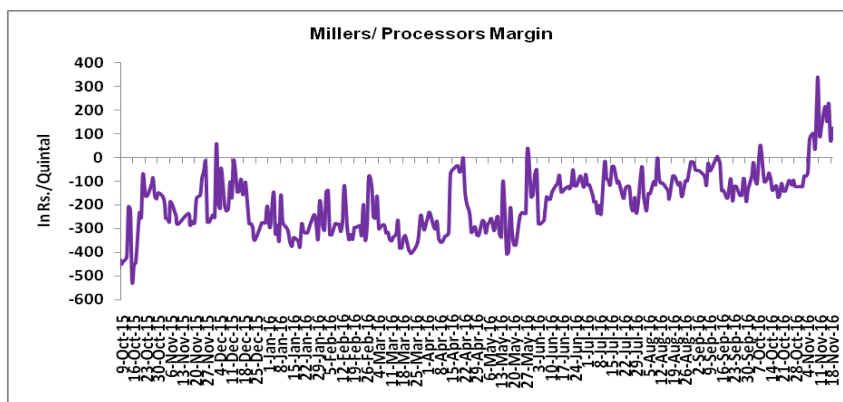
During this week 6554 tonnes of guar was exported out of which 3983 tonnes was guar gum powder, 1850 tonnes was guar meal and 721 tonnes guar gum splits. As compared to last week, the export of all guar gum powder, guar split and guar meal has increased.



Millers/Processors Margin

In the week ended 18 November'16, average crush margin is Rs. 154.46 /Quintal, compared to last week's 149.38 /Quintal. Therefore crushing is favorable for Millers/Processors.

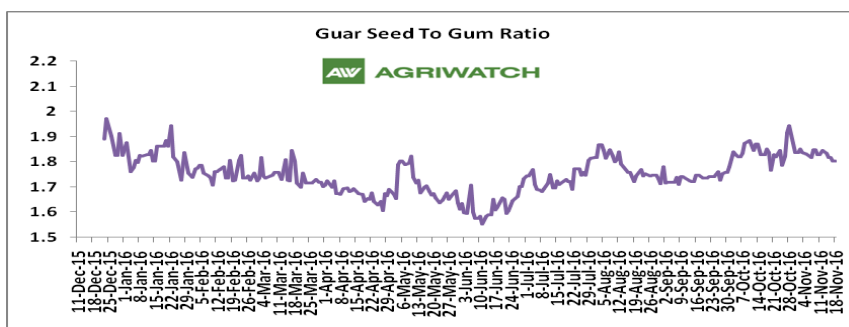
Higher degree of increase in guar gum prices compared to guar seed prices led the margin up this week.



Guar Seed to Gum Ratio:

Ratio of guar seed to guar gum for week ended 18 November'16 is 1.88, lower compared to last week's 1.89

Overall, buoyant demand of gum from overseas and good demand of seed from millers has decreased the overall ratio.



Technical Analysis (Guar Seed)

Commodity: Guar Seed 10MT
Contract: December

Exchange: NCDEX
Expiry: Dec 20, 2016



Technical Commentary:

- Rise in price and fall in open interest indicates short covering.
- RSI is moving in neutral region.
- Last candlestick depicts bullishness in market.

Strategy: Buy

Weekly Supports & Resistances			S1	S2	PCP	R1	R2
Guar Seed 10MT	NCDEX	December	3120	2945	3273	3520	3595
Weekly Trade Call			Call	Entry	T1	T2	SL
Guar Seed 10MT	NCDEX	December	Buy	Above 3270	3360	3425	3216

Technical Analysis (Guar Gum)

Commodity: Guar Gum
Contract: December

Exchange: NCDEX
Expiry: Dec 20, 2016



Technical Commentary:

- Rise in price and fall in open interest indicates short covering.
- Last candlestick depicts bullishness in market.
- RSI is moving in neutral region.

Strategy: Buy

Weekly Supports & Resistances			S1	S2	PCP	R1	R2
Guar Gum	NCDEX	December	5950	5865	6153	6495	6580
Weekly Trade Call			Call	Entry	T1	T2	SL
Guar Gum	NCDEX	December	Buy	Above 6150	6285	6390	6069

Guar Seed & Gum Prices at Key Spot Markets

Guar by – Products Weekly Average Prices:				
Commodity	Centre	12th to 18th Nov.16	5th to 11th Nov.16	Change
Churi	Jodhpur	1717	1708	8
Korma	Jodhpur	1948	2048	-100
Churi	Sri-Ganganagar	1566	1536	30
Korma	Sri-Ganganagar	1863	2094	-231
Prices in Rs/75kg				

Guar Export Weekly Average Prices:				
Commodity	Variety	12th to 18th Nov.16	5th to 11th Nov.16	Change
Guargum Split		900	929	-29
Guargum Powder	200 Mesh 5000 CPS	1195	1228	-33
	200 Mesh 3500 CPS	1121	1153	-32
Guargum Meal	40%	332	315	17
	50%	384	389	-6
Prices in \$/MT				

Guar Seed Weekly Average Prices:					
Commodity	District	Centre	Weekly Prices (Average) (Rs/Qtl)		Change
Guar Seed			12th to 18th Nov.16	5th to 11th Nov.16	
Rajasthan	Jodhpur	Jodhpur (Loose)	3058	3267	-208
		Jodhpur(Delivery)	3208	3417	-208
	Sri-Ganganagar	Sri-Ganganagar(Loose)	3068	3139	-71
		Sri-Ganganagar (Delivery)	3218	3289	-71
		Rawla (Loose)	3079	3043	36
		Gharsana (Loose)	3058	3060	-2
		Raisinghnagar (Loose)	3068	3108	-40
	Bikaner	Bikaner (Loose)	Closed	3181	-
		Bikaner (Delivery)	Closed	3300	-
		Nokha(Loose)	3100	3150	-50
		Nokha (Delivery)	3212	3263	-52
		Khajuwala (Loose)	3087	3073	14
		Khajuwala (Delivery)	3210	3195	15
		Lunkaransar (Loose)	3145	3105	40
	Hanumangarh	Hanumangarh (Loose)	3091	3141	-50
		Hanumangarh (Delivery)	3241	3291	-50

		Nohar (Loose)	3156	3114	42
		Pilibanga (Loose)	3100	3063	37
	Nagaur	Nagaur (Loose)	Closed	3100	-
	Churu	Churu (Delivery)	3175	3260	-85
	Alwar	Alwar (Loose)	2950	2960	-10
Haryana	Hisar	Adampur (Loose)	3089	3110	-21
		Adampur (Delivery)	3239	3260	-21
	Bhiwani	Bhiwani (Delivery)	3258	3205	53
		Siwani (Loose)	3121	3161	-40
	Sirsa	Sirsa (Loose)	3082	3096	-14
		Dhabwali (Loose)	3082	3098	-17
		Dhabwali (Delivery)	3133	3173	-40
		Ellanabad (Loose)	3117	3094	23
	Fatehabad	Fatehabad (Loose)	3073	3100	-28
Gujarat	Banaskantha	Deesa (Loose)	Closed	3005	-
	Patan	Patan (Loose)	Closed	Closed	-
	Rajkot	Rajkot (Loose)	Closed	3050	-
	Jamnagar	Dhrol (Loose)	Closed	2922	-
Madhya pradesh	Gwalior	Dabra (Loose)	Closed	3200	-
Guar Gum					
Rajasthan	Jodhpur	Jodhpur	6025	6308	-283
	Alwar	Alwar	6000	6160	-160
	Hanumangarh	Nohar	6460	6460	Unch
Haryana	Bhiwani	Bhiwani	6150	6083	67
	Sirsa	Sirsa	5992	6158	-167
		Dhabwali	6008	6154	-146
		Ellanabad	6033	6225	-192
	Fatehabad	Fatehabad	6058	6270	-212

Week on Week Price: Scenario of Guarseed and Guargum:

Commodity	District	Centre	Today	Week Ago	Month Ago	Year Ago
Guar Seed			18-Nov-16	11-Nov-16	18-Oct-16	18-Nov-15
Rajasthan	Jodhpur	Jodhpur (Loose)	3150	3100	3400	3600
		Jodhpur(Delivery)	3300	3250	3550	3800
	Sri-Ganganagar	Sri-Ganganagar(Loose)	3170	3150	3175	3400
		Sri-Ganganagar (Delivery)	3320	3300	3300	3600
		Rawla (Loose)	3160	3040	3150	3308

		Gharsana (Loose)	3120	3030	3140	3390
		Raisinghnagar (Loose)	3165	NA	3150	3365
	Bikaner	Bikaner (Loose)	Closed	Closed	3200	3400
		Bikaner (Delivery)	Closed	Closed	3350	3500
		Nokha(Loose)	Closed	3000	3200	3400
		Nokha (Delivery)	Closed	3108	3315	3522
		Khajuwala (Loose)	3170	3060	3200	3390
		Khajuwala (Delivery)	3297	3182	3328	3526
		Lunkaransar (Loose)	3200	3050	3200	3960
	Hanumangarh	Hanumangarh (Loose)	3200	3100	3150	3350
		Hanumangarh (Delivery)	3350	3250	3300	3550
		Nohar (Loose)	3250	3080	3200	NR
		Pilibanga (Loose)	3200	3050	3150	3350
	Nagaur	Nagaur (Loose)	Closed	Closed	3150	3300
	Churu	Churu (Delivery)	3250	3200	3400	NR
	Alwar	Alwar (Loose)	3000	2900	3150	NR
Haryana	Hisar	Adampur (Loose)	3200	3080	3100	3525
		Adampur (Delivery)	3350	3230	3250	3625
	Bhiwani	Bhiwani (Delivery)	3350	3250	3300	3550
		Siwani (Loose)	3175	3100	3250	3550
	Sirsa	Sirsa (Loose)	3150	3050	3175	3425
		Dhabwali (Loose)	3160	3070	3125	3400
		Dhabwali (Delivery)	3310	3070	3275	3550
		Ellanabad (Loose)	3175	3050	3150	3450
	Fatehabad	Fatehabad (Loose)	3100	3100	3200	NR
Gujarat	Banaskantha	Deesa (Loose)	Closed	Closed	2925	NR
	Patan	Patan (Loose)	Closed	Closed	3105	NR
	Rajkot	Rajkot (Loose)	Closed	Closed	3175	3645
	Jamnagar	Dhrol (Loose)	Closed	Closed	3125	NR
Madhya pradesh	Gwalior	Dabra (Loose)	NA	Closed	NR	NR
Guar Gum						
Rajasthan	Jodhpur	Jodhpur	6100	6200	6450	7500
	Alwar	Alwar	6100	6100	6500	NR
	Hanumangarh	Nohar	6500	6400	6500	NR
Haryana	Bhiwani	Bhiwani	6850	5950	6500	7750
	Sirsa	Sirsa	6100	6000	6400	7500
		Dhabwali	6100	6000	6500	7550
		Ellanabad	6150	6200	6400	7500
	Fatehabad	Fatehabad	6100	6200	6500	NR

Guar Cumulative Arrivals in Key Centers:					
Commodity	District	Centre	Weekly Arrivals (Quintals)		Change
Guar Seed			12th to 18th Nov.16	5th to 11th Nov.16	
Rajasthan	Jodhpur	Jodhpur	1090	513	577
	Sri-Ganganagar	Sri-Ganganagar	7260	19300	-12040
		Rawla	6000	10000	-4000
		Gharsana	7400	11500	-4100
		Raisinghnagar	7600	11500	-3900
	Bikaner	Bikaner	Closed	1300	-
		Nokha	60	700	-640
		Khajuwala	6600	9300	-2700
		Lunkaransar	350	552	-202
	Hanumangarh	Hanumangarh	1150	1450	-300
		Nohar	2400	10300	-7900
		Pilibanga	2300	2800	-500
	Nagaur	Nagaur	Closed	270	-
	Churu	Churu	9800	7500	2300
	Alwar	Alwar	2000	1900	100
Haryana	Hisar	Adampur	2700	5700	-3000
	Bhiwani	Bhiwani	2100	11400	-9300
		Siwani	2400	5800	-3400
	Sirsa	Sirsa	2500	5400	-2900
		Dhabwali	1750	2550	-800
		Ellanabad	2050	3350	-1300
	Fatehabad	Fatehabad	400	770	-370
Gujarat	Banaskantha	Deesa	Closed	997	-
	Patan	Patan	Closed	Closed	-
	Rajkot	Rajkot	Closed	900	-
	Jamnagar	Dhrol	Closed	44	-
Madhya pradesh	Gwalior	Dabra	Closed	400	-
Total Arrivals/Above Markets			67910	126196	-58286

Disclaimer

The information and opinions contained in the document have been compiled from sources believed to be reliable. The company does not warrant its accuracy, completeness and correctness. Use of data and information contained in this report is at your own risk. This document is not, and should not be construed as, an offer to sell or solicitation to buy any commodities. This document may not be reproduced, distributed or published, in whole or in part, by any recipient hereof for any purpose without prior permission from the Company. IASL and its affiliates and/or their officers, directors and employees may have positions in any commodities mentioned in this document (or in any related investment) and may from time to time add to or dispose of any such commodities (or investment). Please see the detailed disclaimer at <http://www.agriwatch.com/Disclaimer.php> © 2016 Indian Agribusiness Systems Pvt Ltd.