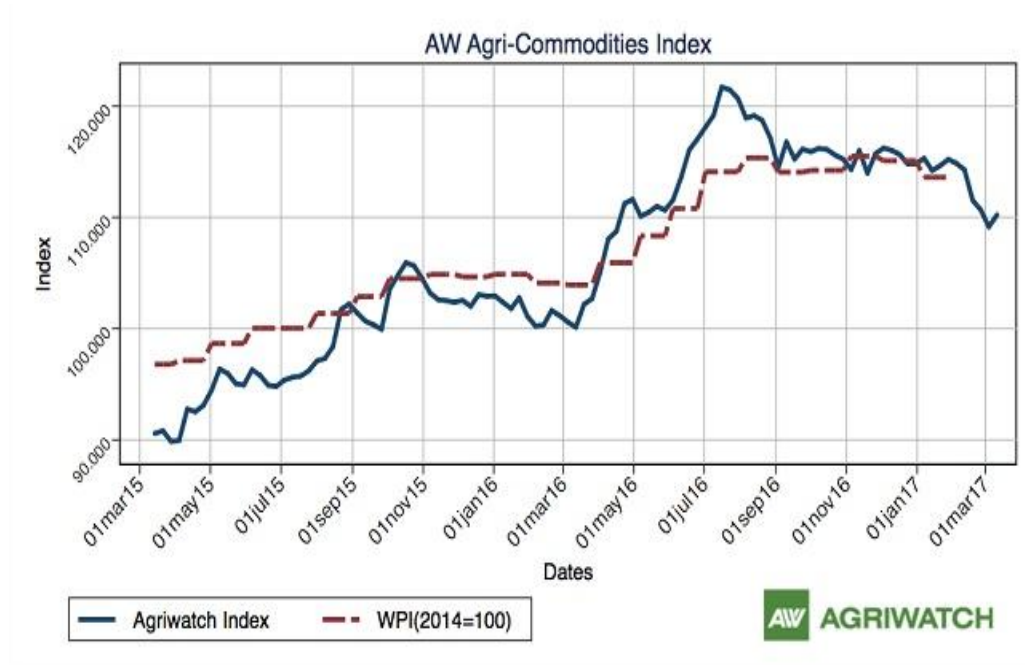


Guar Weekly Research Report

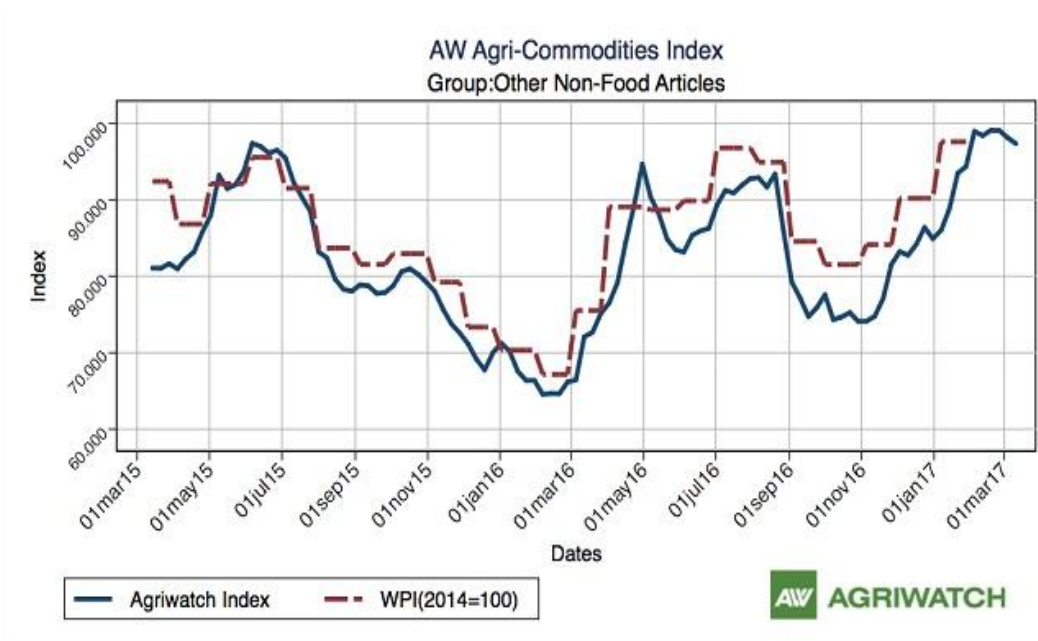
Contents

- ❖ Agriwatch Agri Commodity Index
- ❖ Executive Summary
- ❖ Recommendations
- ❖ Domestic Market Fundamentals
- ❖ Export Scenario
- ❖ Processing Margins
- ❖ Technical Analysis (Futures Market)
- ❖ Guar Seed & Gum Prices at Key Spot Markets

Agriwatch Agri Commodity Index



The Agriwatch Agri Commodities Index gained 0.98% to 110.22 during the week ended March 11, 2017 from 109.15 during the previous week, to end a 5-week falling streak. Cereals and pulses led the Index higher. The base for the Index and all sub-Indices is 2014 (= 100).



The Agriwatch Agri commodity other non-food articles Index decreased by 0.77% to 97.35 during the week ended March 11, 2016.

Agriwatch has recently launched its AW Agri Commodity Indices to enable organizations access independent Indices to track and use to benchmark their purchases and sales. The Indices are based on the daily prices in the key benchmark markets for each commodity that AW has been covering for the past decade. The indices include an Aggregate Index, Category Indices and individual commodity indices. The weekly indices are free to access on our website www.agriwatch.com. The daily indices are available on subscription. Please contact for more details.

Executive Summary

Domestic Guar Seed Market Summary

All India weekly average prices increased by 7.41 percent to Rs. 3507.85 per quintal during the week ended 8th March 2017. Guar seed average price were ruling at Rs 3265.84 per quintal during 24-28th February 2017. As compared to prices in the week 01-08 March 2016, the prices are firm by 31.89 percent. Prices are expected to remain range bound to slightly firm in coming days.

The wholesale price index of guar seed has decreased slightly from 239.8 in January 2017 to 239.7 in February 2017. The WPI for February 2017 is up by 10.8 compared to last year for the same month and down by 52.4 compared to February 2015.

As per latest update, Russia is still sticking with its decision of reducing oil production by 2 lakh bpd in the first quarter and by 3 lakh bpd from April provided its domestic companies are able to do it under the OPEC led agreement. This cut will boost the prices of oil which will in turn lead to increase in demand for guar gum as it is used in hydraulic fracking. Guar seed prices are ruling around Rs 3600 per quintal and can increase by around Rs 300 per quintal in coming weeks.

According to IBIS (provisional data) for the month of November, Export of guar seed products i.e. powder, Split and meal has decreased by 3666 metric tonnes compared to last month. India has exported 25872 tonnes of guar products in the month of November. Of the total quantity, 16053 tonnes is guar gum powder and the remaining is Guar split (3209 tonnes) and Guar meal (6610 tonnes).

According to IBIS (provisional data), export of guar seed products (Guar Powder, Split and Meal) have increased compared to last week. In the week (21-26 November), the exports were around 8625 metric tonnes compared to 7684 metric tonnes in the week (14-20 November). The export of all guar split and guar gum powder has increased.

According to IBIS (provisional data) for 21-26 November'16, the average \$FOB/Tonne has increased for guar split, guar meal and guar gum compared to last week. India has exported 5056 metric tonnes of guar gum powder at an average fob of \$1401.56/tonne, 1420 metric tonnes of guar split at an average fob of \$969.24/tonne and 2149 metric tonnes of guar meal at an average fob of \$497.99/tonne.

As far as Arrivals are concerned, Adampur (Haryana) market (biggest market of guar in North) reported lower arrivals (11900 quintals) compared to previous week 13500 quintals.

As far as arrivals are concerned Bikaner market, reported lower arrivals (2513 Quintals), arrivals compared to previous week 2811 quintals.

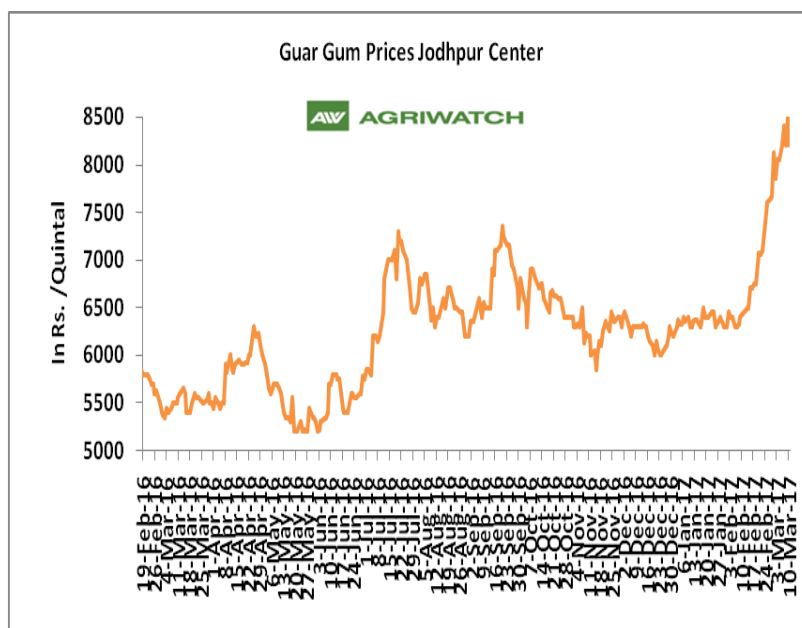
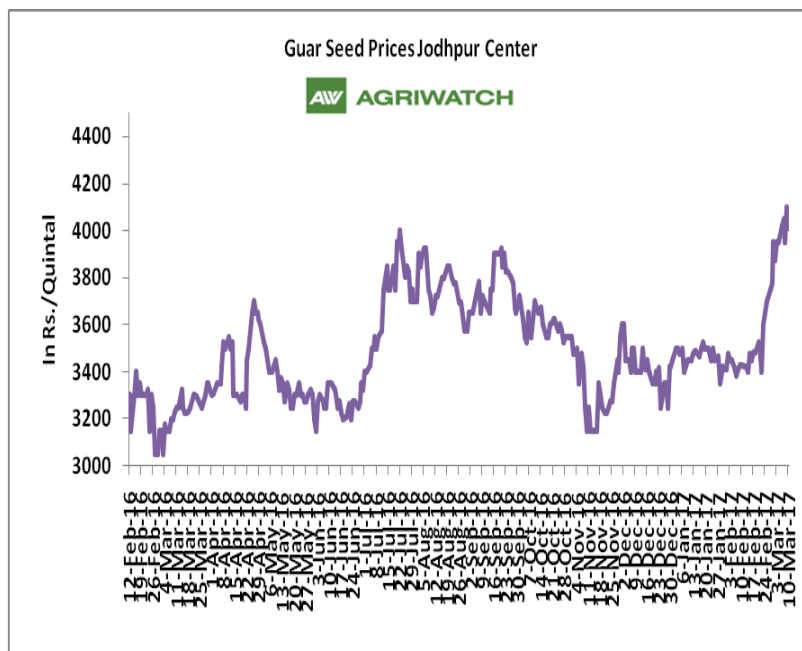
Recommendation:

Weekly Call - : Market participants are advised to Sell Guar seed at 3795 levels for a target of 3675 with a stop loss at 3840 on closing basis.

Guar Seed Fundamental Analysis and Outlook:-

Domestic Front

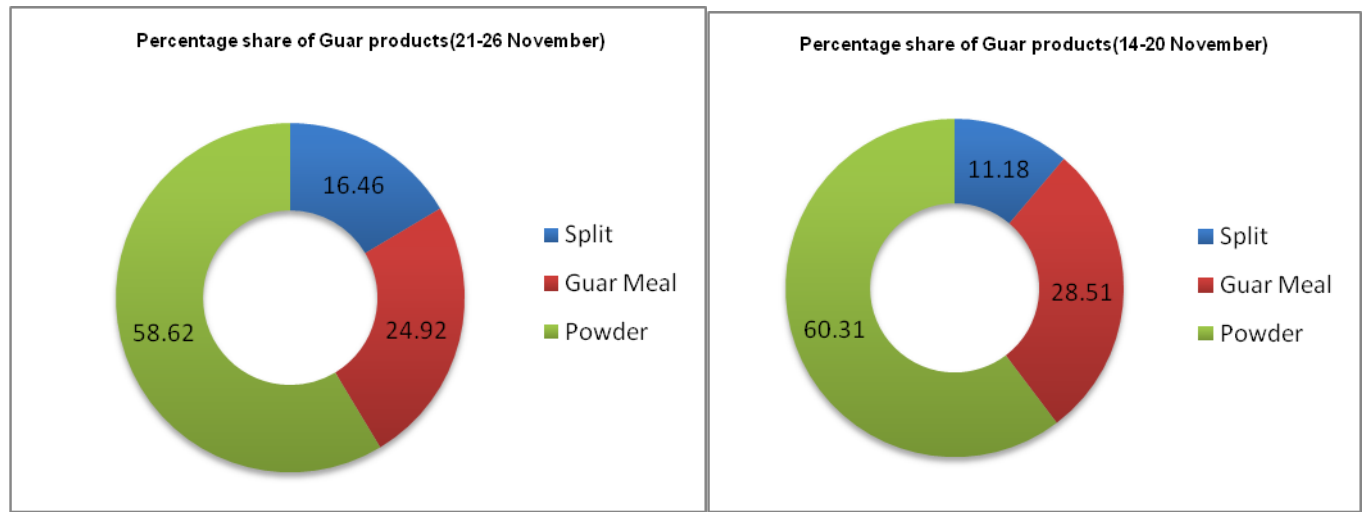
- In the week ended 10 March'17, Guar seed weekly average prices increased by Rs 180.83 /- qtl during the week compared to previous week and settled at Rs 4014 per quintal.
- In addition, Guar gum weekly average prices were up by Rs. 433.33/- qtl and settled at Rs. 8258 per quintal. Firm demand for guar gum from domestic as well as overseas market led the prices up this week.
- According to first advance estimate for 2016-17 issued by Rajasthan's Department of Agriculture for Guar seed the area, production and yield are 2223474 hectares, 1962424 tonnes and 549 kg/hectare respectively. As compared to fourth advance estimate for 2015-16, the area, production and yield have decreased by 1209842 hectares, 261050 tonnes and 84kg/hectare respectively.
- According to second advance estimate issued by Gujarat's department of agriculture for guar seed the area, production and yield are 352000 hectares, 242000 tonnes and 687 kg/hectare respectively compared to final advance estimate issued in December the area, production and yield has been increased by 43000 hectares, 85000 tonnes and 56 kg/hectare.



Export Scenario

Export Scenario (21st - 26th November 2016)

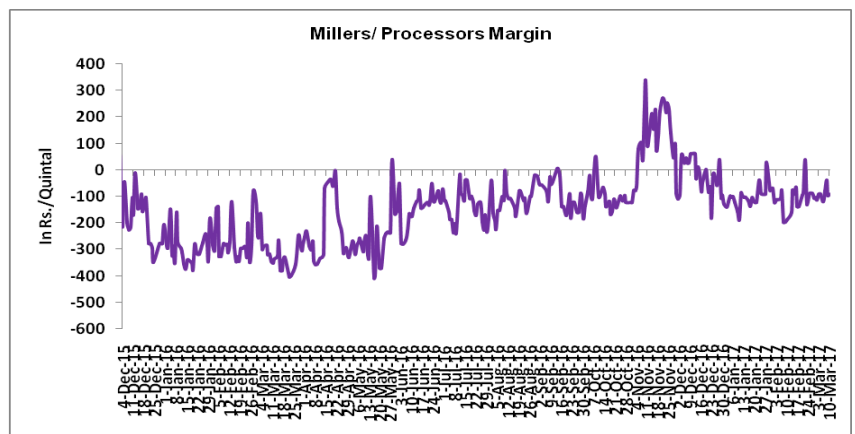
During this week 8625 tonnes of guar was exported out of which 5056 tonnes was guar gum powder, 2149 tonnes was guar meal and 1420 tonnes guar gum splits. As compared to last week, the export of guar gum powder and guar split has increased whereas export of guar meal has slightly decreased.



Millers/Processors Margin

In the week ended 10 March '17, average crush margin is Rs. -85.75/Quintal, compared to last week's -98.61 /Quintal. Therefore crushing is not favorable for Millers/Processors.

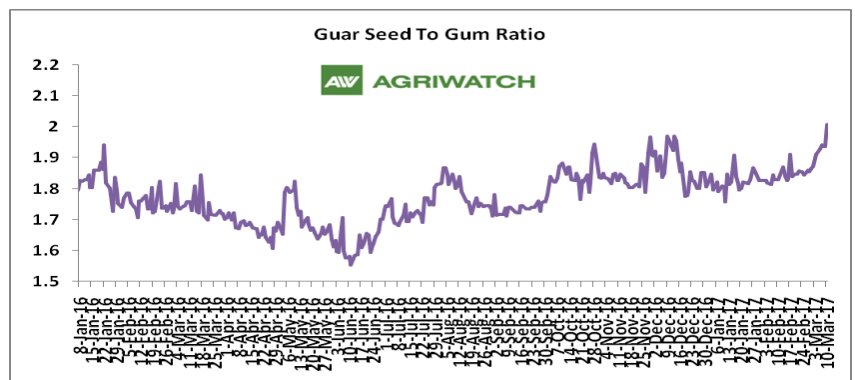
Higher degree of increase in guar gum prices compared to guar seed prices led the margin up this week.



Guar Seed to Gum Ratio:

Ratio of guar seed to guar gum for week ended 10 March'17 is 2.06, higher compared to last week's 2.04

Overall, buoyant demand of gum from overseas and good demand of seed from millers has increased the overall ratio.





Technical Analysis (Guar Seed)

Commodity: Guar Seed 10MT
Contract: April

Exchange: NCDEX
Expiry: April 20, 2017



Technical Commentary:

- Fall in price and rise in open interest indicates short buildup.
- RSI is moving up in neutral region.
- Last candlestick depicts bearishness in market.

Strategy: Sell

Weekly Supports & Resistances			S1	S2	PCP	R1	R2
Guar Seed 10MT	NCDEX	April	3630	3595	3783	3895	4030
Weekly Trade Call			Call	Entry	T1	T2	SL
Guar Seed 10MT	NCDEX	April	Sell	Below 3795	3720	3675	3840



Technical Analysis (Guar Gum)

Commodity: Guar Gum
Contract: April

Exchange: NCDEX
Expiry: April 20, 2017



Technical Commentary:

- Fall in price and rise in open interest indicates short buildup.
- Last candlestick depicts bearishness in market.
- RSI is moving in overbought region.

Strategy: Sell

Weekly Supports & Resistances			S1	S2	PCP	R1	R2
Guar Gum	NCDEX	April	7510	7395	8028	8315	8430
Weekly Trade Call			Call	Entry	T1	T2	SL
Guar Gum	NCDEX	April	Sell	Below 8045	7830	7645	8174

Guar Seed & Gum Prices at Key Spot Markets

Guar by – Products Weekly Average Prices:				
Commodity	Centre	4th to 10th Mar.17	25th to 3rd Mar.17	Change
Churi	Jodhpur	1575	1477	98
Korma	Jodhpur	1816	1775	41
Churi	Sri-Ganganagar	1388	1309	78
Korma	Sri-Ganganagar	1635	1591	44
Prices in Rs/75kg				
Guar Export Weekly Average Prices:				
Commodity	Variety	4th to 10th Mar.17	25th to 3rd Mar.17	Change
Guargum Split		1237	1163	73
Guargum Powder	200 Mesh 5000 CPS	1537	1463	74
	200 Mesh 3500 CPS	1462	1388	74
Guargum Meal	40%	315	295	20
	50%	372	360	13
Prices in \$/MT				

Guar Seed Weekly Average Prices:					
Commodity	District	Centre	Weekly Prices (Average) (Rs/Qtl)		Change
Guar Seed			4th to 10th Mar.17	25th to 3rd Mar.17	
Rajasthan	Jodhpur	Jodhpur (Loose)	3864	3683	181
		Jodhpur(Delivery)	3989	3833	156
	Sri-Ganganagar	Sri-Ganganagar(Loose)	3695	3515	181
		Sri-Ganganagar (Delivery)	3845	3665	181
		Rawla (Loose)	3717	3565	152
		Gharsana (Loose)	3742	3546	196
		Raisinghnagar (Loose)	3745	3598	147
	Bikaner	Bikaner (Loose)	3690	3568	122
		Bikaner (Delivery)	3840	3718	122
		Nokha(Loose)	3715	3533	182
		Nokha (Delivery)	3849	3661	188
		Khajuwala (Loose)	3769	3582	187
		Khajuwala (Delivery)	3919	3725	194
		Lunkaransar (Loose)	3767	3567	200
	Hanumangarh	Hanumangarh (Loose)	3713	3592	121
		Hanumangarh (Delivery)	3863	3742	121

		Nohar (Loose)	3818	3643	175
		Pilibanga (Loose)	3700	3550	150
	Nagaur	Nagaur (Loose)	3663	3425	238
	Churu	Churu (Delivery)	3842	3683	158
	Alwar	Alwar (Loose)	3592	3450	142
Haryana	Hisar	Adampur (Loose)	3825	3675	150
		Adampur (Delivery)	3975	3825	150
	Bhiwani	Bhiwani (Delivery)	3870	3696	174
		Siwani (Loose)	3842	3658	183
	Sirsa	Sirsa (Loose)	3809	3690	119
		Dhabwali (Loose)	3792	3623	168
		Dhabwali (Delivery)	3942	3773	168
		Ellanabad (Loose)	3763	3642	121
	Fatehabad	Fatehabad (Loose)	NA	3683	-
Gujarat	Banaskantha	Deesa (Loose)	3673	3426	248
	Patan	Patan (Loose)	3624	3437	187
	Rajkot	Rajkot (Loose)	3686	3448	238
	Jamnagar	Dhrol (Loose)	3466	3256	210
Madhya Pradesh	Gwalior	Dabra (Loose)	3800	3475	325
Guar Gum					
Rajasthan	Jodhpur	Jodhpur	7825	7825	Unch
	Alwar	Alwar	7783	7783	Unch
	Hanumangarh	Nohar	7775	7775	Unch
Haryana	Bhiwani	Bhiwani	8000	8000	Unch
	Sirsa	Sirsa	7908	7908	Unch
		Dhabwali	7867	7867	Unch
		Ellanabad	7900	7900	Unch
	Fatehabad	Fatehabad	8100	8100	Unch

Week on Week Price: Scenario of Guarseed and Guargum:

Commodity	District	Centre	Today	Week Ago	Month Ago	Year Ago
Guar Seed			10-Mar-17	3-Mar-17	10-Feb-17	10-Mar-16
Rajasthan	Jodhpur	Jodhpur (Loose)	3860	3800	3280	3080
		Jodhpur(Delivery)	4010	3950	3430	3230
	Sri-Ganganagar	Sri-Ganganagar(Loose)	3721	3600	3146	2840
		Sri-Ganganagar (Delivery)	3871	3750	3296	2950
		Rawla (Loose)	3725	3600	3170	2850
		Gharsana (Loose)	3700	3580	3220	2850

		Raisinghnagar (Loose)	3700	3650	3210	2850
	Bikaner	Bikaner (Loose)	3760	3621	3150	2870
		Bikaner (Delivery)	3910	3771	3300	3000
		Nokha(Loose)	3780	3660	3150	2900
		Nokha (Delivery)	3916	3792	3263	3004
		Khajuwala (Loose)	3800	3650	3140	2910
		Khajuwala (Delivery)	3952	3796	3266	3026
		Lunkaransar (Loose)	3900	3600	3140	2900
	Hanumangarh	Hanumangarh (Loose)	3650	3700	3145	2860
		Hanumangarh (Delivery)	3800	3850	3295	3000
		Nohar (Loose)	3800	3700	3150	2900
		Pilibanga (Loose)	3700	NR	3150	2850
	Nagaur	Nagaur (Loose)	3600	3500	3050	2900
	Churu	Churu (Delivery)	3850	3750	3300	3000
	Alwar	Alwar (Loose)	3600	3500	3000	2800
Haryana	Hisar	Adampur (Loose)	3800	3800	3225	2875
		Adampur (Delivery)	3950	3950	3375	3025
	Bhiwani	Bhiwani (Delivery)	Closed	3800	3200	3070
		Siwani (Loose)	3850	3780	3200	3025
	Sirsa	Sirsa (Loose)	3820	3800	3215	2910
		Dhabwali (Loose)	3900	3620	3200	2825
		Dhabwali (Delivery)	4050	3770	3350	2975
		Ellanabad (Loose)	3750	3700	3000	2880
	Fatehabad	Fatehabad (Loose)	NR	3900	3200	2760
Gujarat	Banaskantha	Deesa (Loose)	3565	3500	3020	4000
	Patan	Patan (Loose)	3570	3525	3015	2895
	Rajkot	Rajkot (Loose)	3575	3590	3035	2880
	Jamnagar	Dhrol (Loose)	NA	3445	2855	2745
M.P	Gwalior	Dabra (Loose)	3800	NA	NA	3000
Guar Gum						
Rajasthan	Jodhpur	Jodhpur	8200	8050	6425	5500
	Alwar	Alwar	8300	7900	6400	5550
	Hanumangarh	Nohar	8300	8000	6400	5500
Haryana	Bhiwani	Bhiwani	Closed	8300	6480	5600
	Sirsa	Sirsa	8300	8150	6350	5500
		Dhabwali	8100	8000	6400	5600
		Ellanabad	8200	8200	6350	5450
	Fatehabad	Fatehabad	NR	8700	6200	5380

Guar Cumulative Arrivals in Key Centers:					
Commodity	District	Centre	Weekly Arrivals (Quintals)		Change
Guar Seed			4th to 10th Mar.17	25th to 3rd Mar.17	
Rajasthan	Jodhpur	Jodhpur	1047	1353	-306
	Sri-Ganganagar	Sri-Ganganagar	1932	1962	-30
		Rawla	850	1400	-550
		Gharsana	1900	2300	-400
		Raisinghnagar	1550	2100	-550
	Bikaner	Bikaner	2513	2811	-298
		Nokha	5500	4800	700
		Khajuwala	1600	2300	-700
		Lunkaransar	3100	3200	-100
	Hanumangarh	Hanumangarh	450	380	70
		Nohar	4900	2800	2100
		Pilibanga	820	350	470
	Nagaur	Nagaur	2400	1500	900
	Churu	Churu	12000	8500	3500
	Alwar	Alwar	6000	4700	1300
Haryana	Hisar	Adampur	11900	13500	-1600
	Bhiwani	Bhiwani	8000	12000	-4000
		Siwani	3100	4100	-1000
	Sirsa	Sirsa	2450	3600	-1150
		Dhabwali	570	900	-330
		Ellanabad	805	1600	-795
	Fatehabad	Fatehabad	NA	320	-
Gujarat	Banaskantha	Deesa	1460	1167	293
	Patan	Patan	1700	1817	-117
	Rajkot	Rajkot	970	2305	-1335
	Jamnagar	Dhrol	9	28	-19
Madhya Pradesh	Gwalior	Dabra	120	200	-80
Total Arrivals/Above Markets			77646	81993	-4347

Disclaimer

The information and opinions contained in the document have been compiled from sources believed to be reliable. The company does not warrant its accuracy, completeness and correctness. Use of data and information contained in this report is at your own risk. This document is not, and should not be construed as, an offer to sell or solicitation to buy any commodities. This document may not be reproduced, distributed or published, in whole or in part, by any recipient hereof for any purpose without prior permission from the Company. IASL and its affiliates and/or their officers, directors and employees may have positions in any commodities mentioned in this document (or in any related investment) and may from time to time add to or dispose of any such commodities (or investment). Please see the detailed disclaimer at <http://www.agriwatch.com/Disclaimer.php> © 2017 Indian Agribusiness Systems Pvt Ltd.