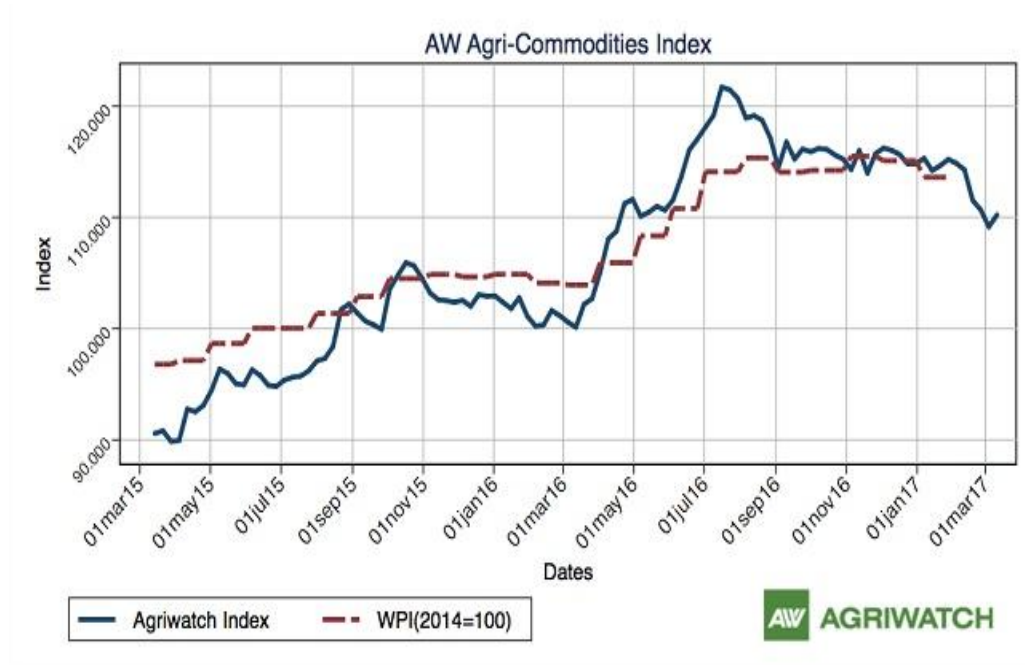


Guar Weekly Research Report

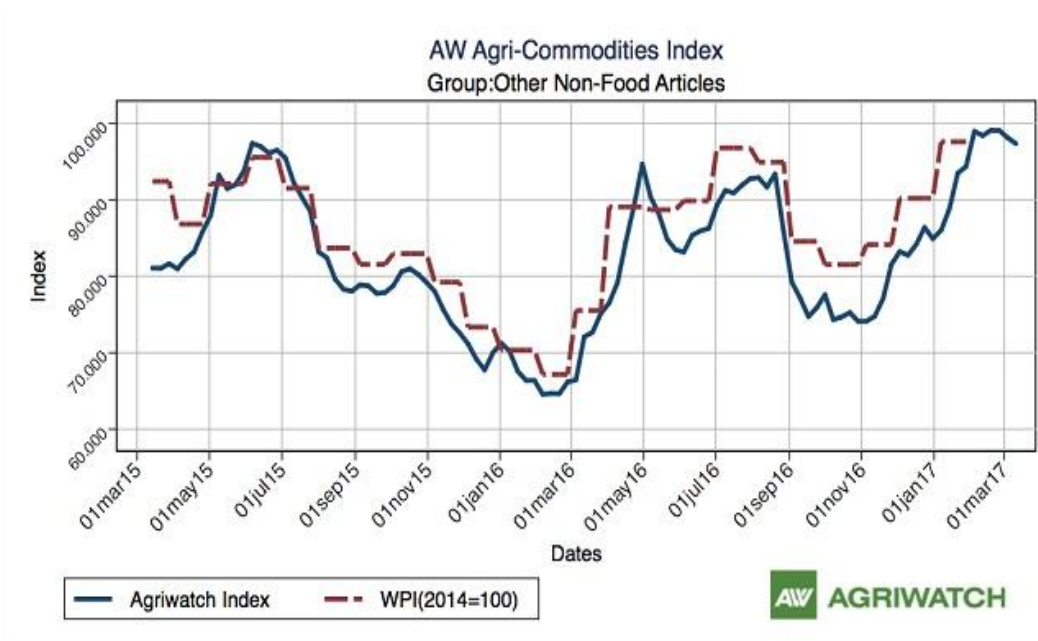
Contents

- ❖ Agriwatch Agri Commodity Index
- ❖ Executive Summary
- ❖ Recommendations
- ❖ Domestic Market Fundamentals
- ❖ Export Scenario
- ❖ Processing Margins
- ❖ Technical Analysis (Futures Market)
- ❖ Guar Seed & Gum Prices at Key Spot Markets

Agriwatch Agri Commodity Index



The Agriwatch Agri Commodities Index gained 0.98% to 110.22 during the week ended March 11, 2017 from 109.15 during the previous week, to end a 5-week falling streak. Cereals and pulses led the Index higher. The base for the Index and all sub-Indices is 2014 (= 100).



The Agriwatch Agri commodity other non-food articles Index decreased by 0.77% to 97.35 during the week ended March 11, 2016.

Agriwatch has recently launched its AW Agri Commodity Indices to enable organizations access independent Indices to track and use to benchmark their purchases and sales. The Indices are based on the daily prices in the key benchmark markets for each commodity that AW has been covering for the past decade. The indices include an Aggregate Index, Category Indices and individual commodity indices. The weekly indices are free to access on our website www.agriwatch.com. The daily indices are available on subscription. Please contact for more details.

Executive Summary

Domestic Guar Seed Market Summary

All India weekly average prices increased by 3.77 percent to Rs. 3640.18 per quintal during the week ended 15th March 2017. Guar seed average price were ruling at Rs 3507.85 per quintal during 01-08th March 2017. As compared to prices in the week 09-15 March 2016, the prices are firm by 38.92 percent. Prices are expected to remain range bound to slightly firm in coming days.

As per market sources, in the month of January 2017 India has exported around 44000 tonnes of guar gum compared to around 26000 tonnes last year for the same month. For financial year 2016-17, in the first ten months from April'16 to January'17 around 3.22 lakh tonnes of guar gum has been exported compared to 2.71 lakh tonnes in financial year 2015-16 for the same period.

The wholesale price index of guar seed has decreased slightly from 239.8 in January 2017 to 239.7 in February 2017. The WPI for February 2017 is up by 10.8 compared to last year for the same month and down by 52.4 compared to February 2015.

According to IBIS (provisional data) for the month of November, Export of guar seed products i.e. powder, Split and meal has decreased by 3666 metric tonnes compared to last month. India has exported 25872 tonnes of guar products in the month of November. Of the total quantity, 16053 tonnes is guar gum powder and the remaining is Guar split (3209 tonnes) and Guar meal (6610 tonnes).

According to IBIS (provisional data), export of guar seed products (Guar Powder, Split and Meal) have increased compared to last week. In the week (21-26 November), the exports were around 8625 metric tonnes compared to 7684 metric tonnes in the week (14-20 November). The export of all guar split and guar gum powder has increased.

According to IBIS (provisional data) for 21-26 November'16, the average \$FOB/Tonne has increased for guar split, guar meal and guar gum compared to last week. India has exported 5056 metric tonnes of guar gum powder at an average fob of \$1401.56/tonne, 1420 metric tonnes of guar split at an average fob of \$969.24/tonne and 2149 metric tonnes of guar meal at an average fob of \$497.99/tonne.

As far as Arrivals are concerned, Adampur (Haryana) market (biggest market of guar in North) reported lower arrivals (8000 quintals) compared to previous week 11900 quintals.

As far as arrivals are concerned Bikaner market, reported lower arrivals (1500 Quintals), arrivals compared to previous week 2513 quintals.

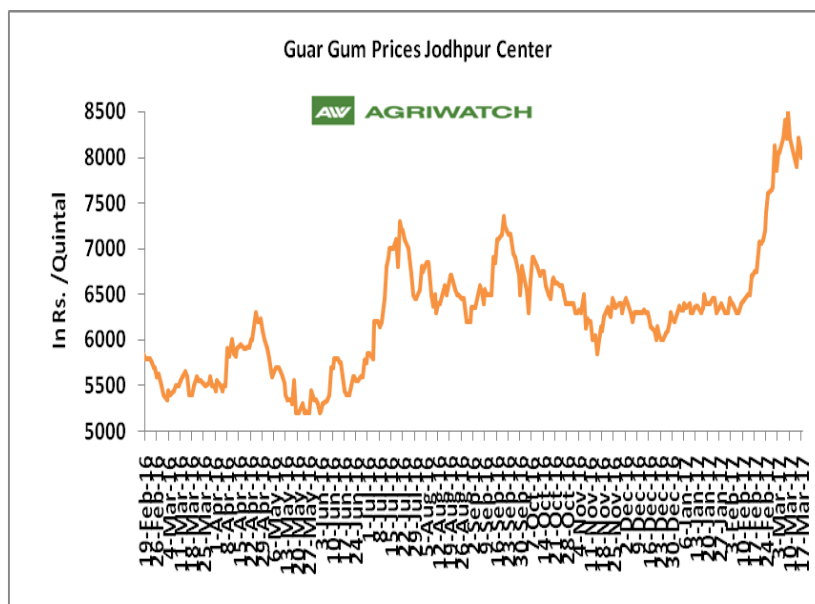
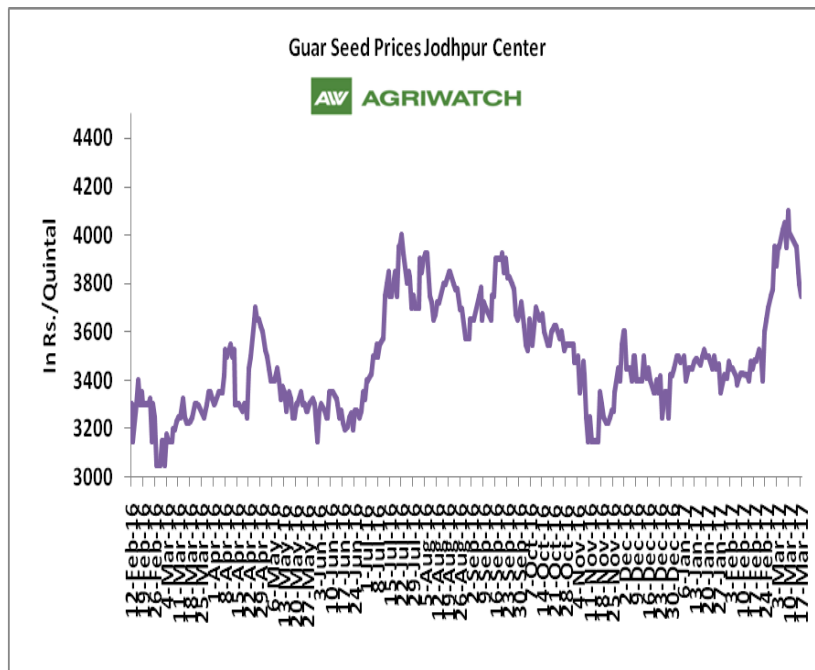
Recommendation:

Weekly Call - : Market participants are advised to Buy Guar seed at 3855 levels for a target of 4085 with a stop loss at 3780 on closing basis.

Guar Seed Fundamental Analysis and Outlook:-

Domestic Front

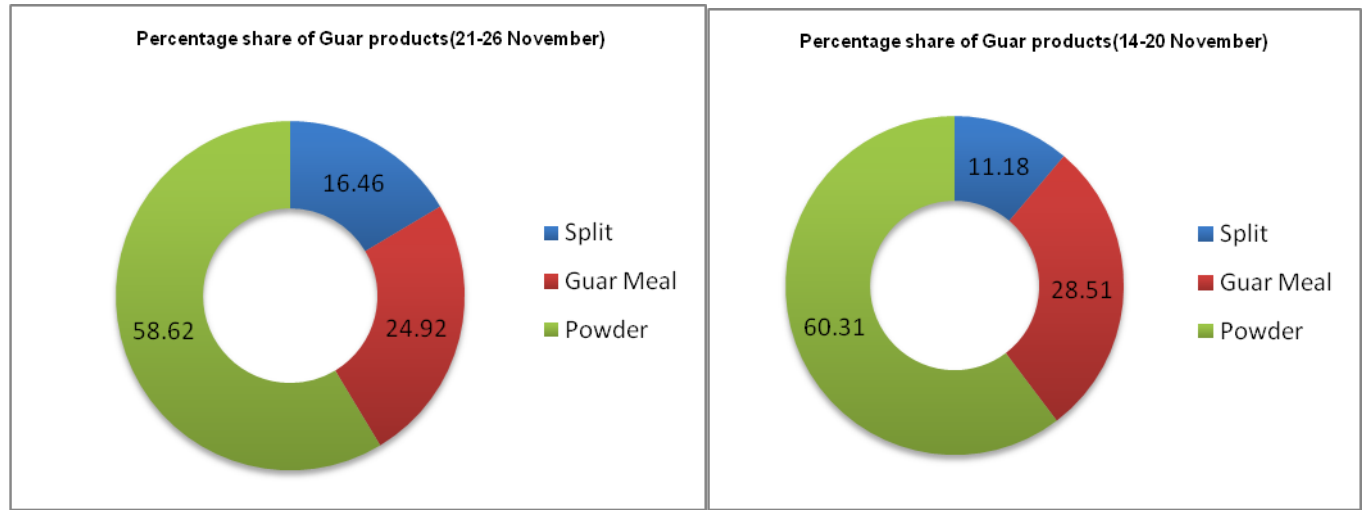
- In the week ended 17 March'17, Guar seed weekly average prices decreased by Rs 176.67 /- qtl during the week compared to previous week and settled at Rs 3838 per quintal.
- In addition, Guar gum weekly average prices were down by Rs. 208.33/- qtl and settled at Rs. 8050 per quintal. Weak demand for guar gum from domestic as well as overseas market led the prices down this week.
- According to first advance estimate for 2016-17 issued by Rajasthan's Department of Agriculture for Guar seed the area, production and yield are 2223474 hectares, 1962424 tonnes and 549 kg/hectare respectively. As compared to fourth advance estimate for 2015-16, the area, production and yield have decreased by 1209842 hectares, 261050 tonnes and 84kg/hectare respectively.
- According to second advance estimate issued by Gujarat's department of agriculture for guar seed the area, production and yield are 352000 hectares, 242000 tonnes and 687 kg/hectare respectively compared to final advance estimate issued in December the area, production and yield has been increased by 43000 hectares, 85000 tonnes and 56 kg/hectare.



Export Scenario

Export Scenario (21st - 26th November 2016)

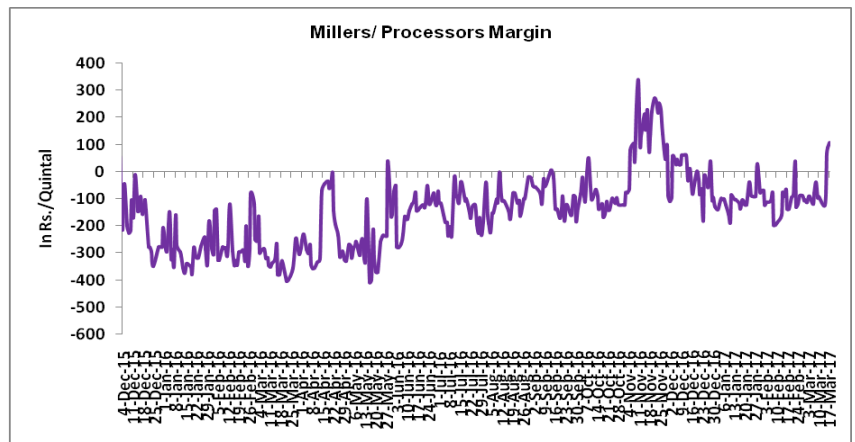
During this week 8625 tonnes of guar was exported out of which 5056 tonnes was guar gum powder, 2149 tonnes was guar meal and 1420 tonnes guar gum splits. As compared to last week, the export of guar gum powder and guar split has increased whereas export of guar meal has slightly decreased.



Millers/Processors Margin

In the week ended 17 March '17, average crush margin is Rs. 35.25/Quintal, compared to last week's -85.75 /Quintal. Therefore crushing is favorable for Millers/Processors.

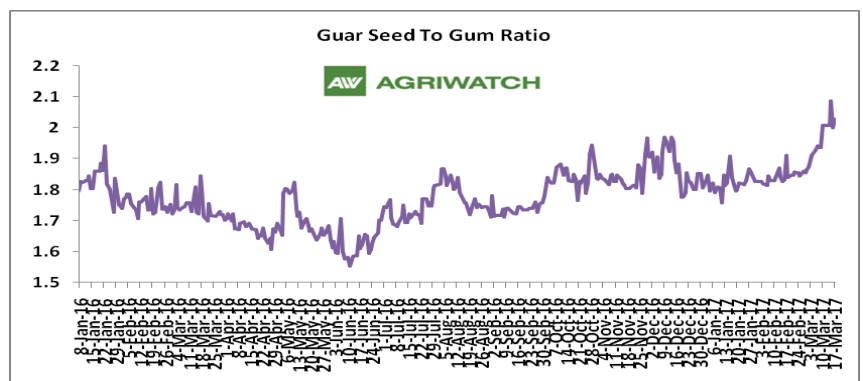
Higher degree of increase in guar gum prices compared to guar seed prices led the margin up this week.



Guar Seed to Gum Ratio:

Ratio of guar seed to guar gum for week ended 17 March'17 is 2.09, higher compared to last week's 2.06

Overall, buoyant demand of gum from overseas and good demand of seed from millers has increased the overall ratio.





Technical Analysis (Guar Seed)

Commodity: Guar Seed 10MT
Contract: April

Exchange: NCDEX
Expiry: April 20, 2017



Technical Commentary:

- Rise in price and fall in open interest indicates short covering.
- RSI is moving up in neutral region.
- Last candlestick depicts bullishness in market.

Strategy: Buy

Weekly Supports & Resistances			S1	S2	PCP	R1	R2
Guar Seed 10MT	NCDEX	April	3725	3680	3918	4160	4215
Weekly Trade Call			Call	Entry	T1	T2	SL
Guar Seed 10MT	NCDEX	April	Buy	Above 3855	3980	4085	3780



Technical Analysis (Guar Gum)

Commodity: Guar Gum
Contract: April

Exchange: NCDEX
Expiry: April 20, 2017



Technical Commentary:

- Rise in price and fall in open interest indicates short covering.
- Last candlestick depicts bullishness in market.
- RSI is moving in overbought region.

Strategy: Buy

Weekly Supports & Resistances			S1	S2	PCP	R1	R2
Guar Gum	NCDEX	April	7910	7815	8375	8760	8845
Weekly Trade Call			Call	Entry	T1	T2	SL
Guar Gum	NCDEX	April	Buy	Above 8185	8450	8635	8026

Guar Seed & Gum Prices at Key Spot Markets

Guar by – Products Weekly Average Prices (Prices in Rs/75kg)				
Commodity	Centre	11th to 17th Mar.17	4th to 10th Mar.17	Change
Churi	Jodhpur	1575	1575	Unch
Korma	Jodhpur	1838	1816	22
Churi	Sri-Ganganagar	1388	1388	1
Korma	Sri-Ganganagar	1643	1635	8

Guar Export Weekly Average Prices (Prices in \$/MT)				
Commodity	Variety	11th to 17th Mar.17	4th to 10th Mar.17	Change
Guargum Split		1246	1237	9
Guargum Powder	200 Mesh 5000 CPS	1550	1537	13
	200 Mesh 3500 CPS	1474	1462	12
Guargum Meal	40%	319	315	4
	50%	380	372	7

Guar Seed Weekly Average Prices:					
Commodity	District	Centre	Weekly Prices (Average) (Rs/Qtl)		Change
Guar Seed			11th to 17th Mar.17	4th to 10th Mar.17	
Rajasthan	Jodhpur	Jodhpur (Loose)	3688	3864	-177
		Jodhpur(Delivery)	3838	3989	-152
	Sri-Ganganagar	Sri-Ganganagar(Loose)	3706	3695	11
		Sri-Ganganagar (Delivery)	3856	3845	11
		Rawla (Loose)	3750	3717	33
		Gharsana (Loose)	3674	3742	-68
		Raisinghnagar (Loose)	3686	3745	-59
	Bikaner	Bikaner (Loose)	3738	3690	48
		Bikaner (Delivery)	3888	3840	48
		Nokha(Loose)	3690	3715	-25
		Nokha (Delivery)	3823	3849	-26
		Khajuwala (Loose)	3758	3769	-11
		Khajuwala (Delivery)	3908	3919	-11
		Lunkaransar (Loose)	3735	3767	-32
	Hanumangarh	Hanumangarh (Loose)	3750	3713	38
		Hanumangarh (Delivery)	3900	3863	38

		Nohar (Loose)	3713	3818	-105
		Pilibanga (Loose)	3656	3700	-44
	Nagaur	Nagaur (Loose)	3560	3663	-103
	Churu	Churu (Delivery)	3820	3842	-22
	Alwar	Alwar (Loose)	3580	3592	-12
Haryana	Hisar	Adampur (Loose)	3755	3825	-70
		Adampur (Delivery)	3905	3975	-70
	Bhiwani	Bhiwani (Delivery)	3825	3870	-45
		Siwani (Loose)	3830	3842	-12
	Sirsa	Sirsa (Loose)	3767	3809	-42
		Dhabwali (Loose)	3740	3792	-52
		Dhabwali (Delivery)	3890	3942	-52
		Ellanabad (Loose)	3695	3763	-68
	Fatehabad	Fatehabad (Loose)	3733	NA	-
Gujarat	Banaskantha	Deesa (Loose)	3625	3673	-48
	Patan	Patan (Loose)	3564	3624	-60
	Rajkot	Rajkot (Loose)	3548	3686	-138
	Jamnagar	Dhrol (Loose)	3570	3466	104
Madhya Pradesh	Gwalior	Dabra (Loose)	NA	3800	-
Guar Gum					
Rajasthan	Jodhpur	Jodhpur	8050	7825	225
	Alwar	Alwar	8040	7783	257
	Hanumangarh	Nohar	8000	7775	225
Haryana	Bhiwani	Bhiwani	8565	8000	565
	Sirsa	Sirsa	8150	7908	242
		Dhabwali	8160	7867	293
		Ellanabad	8140	7900	240
	Fatehabad	Fatehabad	8200	8100	100

Week on Week Price: Scenario of Guarseed and Guargum:

Commodity	District	Centre	Today	Week Ago	Month Ago	Year Ago
Guar Seed			17-Mar-17	10-Mar-17	17-Feb-17	17-Mar-16
Rajasthan	Jodhpur	Jodhpur (Loose)	3600	3860	3335	3075
		Jodhpur(Delivery)	3750	4010	3485	3225
	Sri-Ganganagar	Sri-Ganganagar(Loose)	3757	3721	3100	2900
		Sri-Ganganagar (Delivery)	3907	3871	3250	3000
		Rawla (Loose)	3750	3725	3175	2840
		Gharsana (Loose)	3660	3700	3160	2890

		Raisinghnagar (Loose)	3700	3700	3200	2900
	Bikaner	Bikaner (Loose)	3700	3760	3215	2900
		Bikaner (Delivery)	3850	3910	3365	3050
		Nokha(Loose)	3630	3780	3220	2910
		Nokha (Delivery)	3761	3916	3336	3015
		Khajuwala (Loose)	3680	3800	3215	2890
		Khajuwala (Delivery)	3827	3952	3344	3006
		Lunkaransar (Loose)	3600	3900	3150	2875
	Hanumangarh	Hanumangarh (Loose)	3750	3650	3190	2875
		Hanumangarh (Delivery)	3900	3800	3340	3025
		Nohar (Loose)	3700	3800	3200	2900
		Pilibanga (Loose)	3600	3700	3030	2950
	Nagaur	Nagaur (Loose)	3550	3600	3100	2900
	Churu	Churu (Delivery)	3750	3850	3350	3100
	Alwar	Alwar (Loose)	3500	3600	3100	2900
Haryana	Hisar	Adampur (Loose)	3750	3800	3325	2925
		Adampur (Delivery)	3900	3950	3475	3075
	Bhiwani	Bhiwani (Delivery)	3825	3800	3300	3050
		Siwani (Loose)	3825	3850	3275	3060
	Sirsa	Sirsa (Loose)	3775	3820	3260	2900
		Dhabwali (Loose)	3700	3900	3240	2800
		Dhabwali (Delivery)	3850	4050	3390	2950
		Ellanabad (Loose)	3650	3750	3235	2950
	Fatehabad	Fatehabad (Loose)	3700	NR	3500	2700
Gujarat	Banaskantha	Deesa (Loose)	Closed	3565	3015	3500
	Patan	Patan (Loose)	3575	3570	3010	2910
	Rajkot	Rajkot (Loose)	3550	3575	3000	2875
	Jamnagar	Dhrol (Loose)	NA	NA	2740	2810
M.P	Gwalior	Dabra (Loose)	NA	3800	NA	3000
Guar Gum						
Rajasthan	Jodhpur	Jodhpur	8000	8200	6750	5400
	Alwar	Alwar	8000	8300	6850	5500
	Hanumangarh	Nohar	8000	8300	6500	5600
Haryana	Bhiwani	Bhiwani	8600	8370	6400	5450
	Sirsa	Sirsa	8100	8300	6800	5400
		Dhabwali	8200	8100	6950	5600
		Ellanabad	8100	8200	6800	5500
	Fatehabad	Fatehabad	8200	NR	6800	5300

Guar Cumulative Arrivals in Key Centers:					
Commodity	District	Centre	Weekly Arrivals (Quintals)		Change
Guar Seed			11th to 17th Mar.17	4th to 10th Mar.17	
Rajasthan	Jodhpur	Jodhpur	748	1047	-299
	Sri-Ganganagar	Sri-Ganganagar	832	1932	-1100
		Rawla	400	850	-450
		Gharsana	507	1900	-1393
		Raisinghnagar	1100	1550	-450
	Bikaner	Bikaner	1500	2513	-1013
		Nokha	3700	5500	-1800
		Khajuwala	1400	1600	-200
		Lunkaransar	2500	3100	-600
	Hanumangarh	Hanumangarh	310	450	-140
		Nohar	3000	4900	-1900
		Pilibanga	1285	820	465
	Nagaur	Nagaur	950	2400	-1450
	Churu	Churu	9000	12000	-3000
	Alwar	Alwar	2800	6000	-3200
Haryana	Hisar	Adampur	8000	11900	-3900
	Bhiwani	Bhiwani	2900	8000	-5100
		Siwani	2800	3100	-300
	Sirsa	Sirsa	3400	2450	950
		Dhabwali	760	570	190
		Ellanabad	1010	805	205
	Fatehabad	Fatehabad	160	NA	-
Gujarat	Banaskantha	Deesa	145	1460	-1315
	Patan	Patan	783	1700	-917
	Rajkot	Rajkot	800	970	-170
	Jamnagar	Dhrol	11	9	2
Madhya Pradesh	Gwalior	Dabra	NA	120	-
Total Arrivals/Above Markets			50801	77646	-26845

Disclaimer

The information and opinions contained in the document have been compiled from sources believed to be reliable. The company does not warrant its accuracy, completeness and correctness. Use of data and information contained in this report is at your own risk. This document is not, and should not be construed as, an offer to sell or solicitation to buy any commodities. This document may not be reproduced, distributed or published, in whole or in part, by any recipient hereof for any purpose without prior permission from the Company. IASL and its affiliates and/or their officers, directors and employees may have positions in any commodities mentioned in this document (or in any related investment) and may from time to time add to or dispose of any such commodities (or investment). Please see the detailed disclaimer at <http://www.agriwatch.com/Disclaimer.php> © 2017 Indian Agribusiness Systems Pvt Ltd.