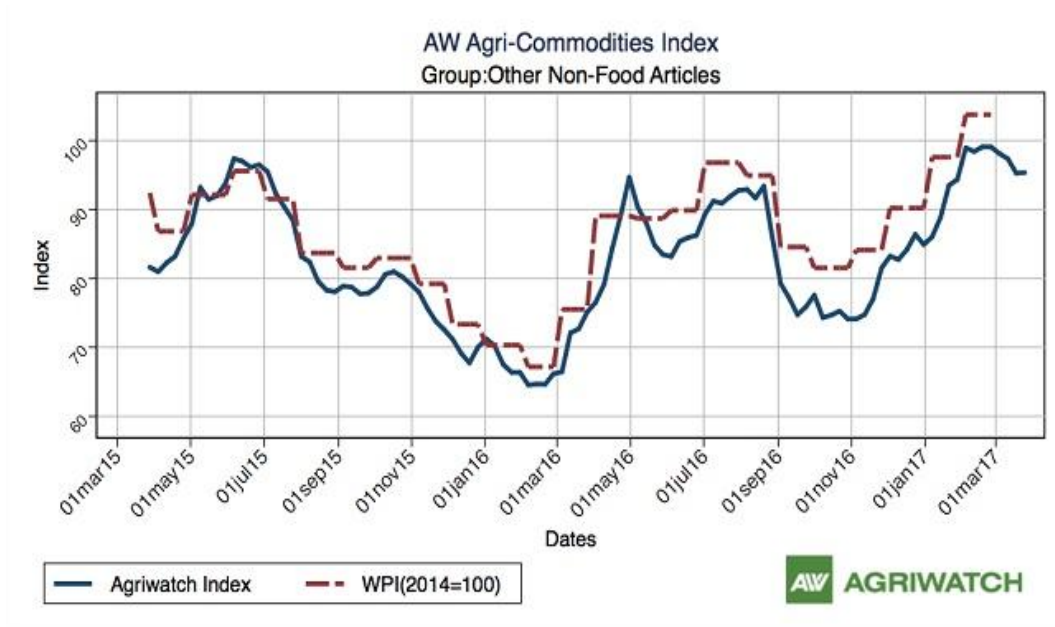


# Guar Weekly Research Report

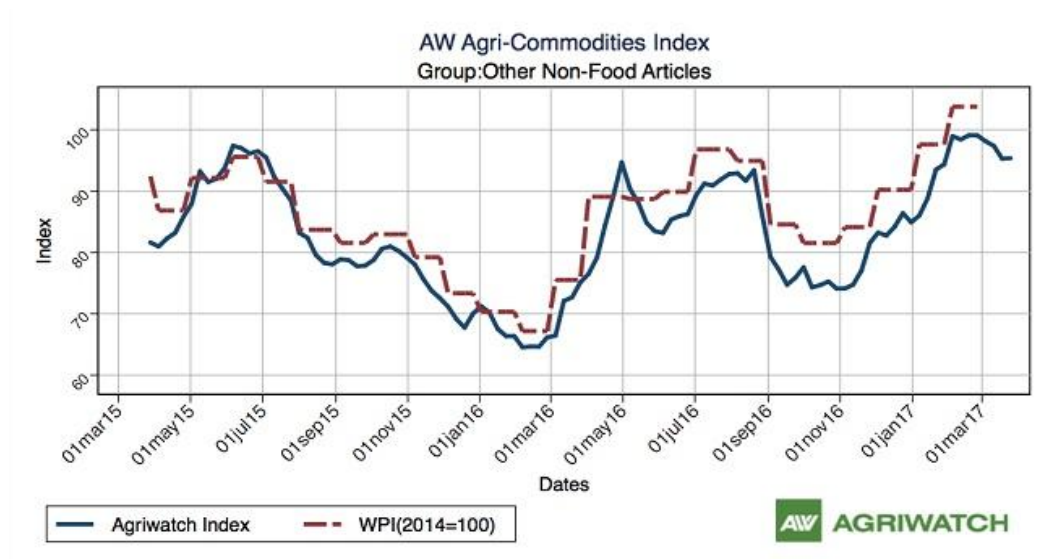
## Contents

- ❖ Agriwatch Agri Commodity Index
- ❖ Executive Summary
- ❖ Recommendations
- ❖ Domestic Market Fundamentals
- ❖ Export Scenario
- ❖ Processing Margins
- ❖ Technical Analysis (Futures Market)
- ❖ Guar Seed & Gum Prices at Key Spot Markets

### Agriwatch Agri Commodity Index



The Agriwatch Agri Commodity Index rose 0.74% to 110.34 during the week ended March 25, 2017 from 109.53 during the previous week led by higher cereals and pulses. The base for the Index and all sub-Indices is 2014 (= 100).



The Agriwatch Agri commodity other non-food articles Index increased by 0.08% to 95.34 during the week ended March 25, 2017.

Agriwatch has recently launched its AW Agri Commodity Indices to enable organizations access independent Indices to track and use to benchmark their purchases and sales. The Indices are based on the daily prices in the key benchmark markets for each commodity that AW has been covering for the past decade. The indices include an Aggregate Index, Category Indices and individual commodity indices. The weekly indices are free to access on our website [www.agriwatch.com](http://www.agriwatch.com). The daily indices are available on subscription. Please contact for more details.

## Executive Summary

### Domestic Guar Seed Market Summary

All India weekly average prices decreased by 1.72 percent to Rs. 3408.39 per quintal during the week ended 31st March 2017. Guar seed average price were ruling at Rs 3467.99 per quintal during 16-23rd March 2017. As compared to prices in the week 24-31 March 2016, the prices are firm by 29.36 percent. Prices are expected to remain range bound to slightly firm in coming days.

As per market sources, in the month of February 2017 India has exported around 45000 tonnes of guar gum compared to around 26000 tonnes last year for the same month. For financial year 2016-17, in the first eleven months from April'16 to February'17 around 3.67 lakh tonnes of guar gum has been exported compared to 2.97 lakh tonnes in financial year 2015-16 for the same period.

The wholesale price index of guar seed has decreased slightly from 239.8 in January 2017 to 239.7 in February 2017. The WPI for February 2017 is up by 10.8 compared to last year for the same month and down by 52.4 compared to February 2015.

According to IBIS (provisional data) for the month of November, Export of guar seed products i.e. powder, Split and meal has decreased by 3666 metric tonnes compared to last month. India has exported 25872 tonnes of guar products in the month of November. Of the total quantity, 16053 tonnes is guar gum powder and the remaining is Guar split (3209 tonnes) and Guar meal (6610 tonnes).

According to IBIS (provisional data), export of guar seed products (Guar Powder, Split and Meal) have increased compared to last week. In the week (21-26 November), the exports were around 8625 metric tonnes compared to 7684 metric tonnes in the week (14-20 November). The export of all guar split and guar gum powder has increased.

According to IBIS (provisional data) for 21-26 November'16, the average \$FOB/Tonne has increased for guar split, guar meal and guar gum compared to last week. India has exported 5056 metric tonnes of guar gum powder at an average fob of \$1401.56/tonne, 1420 metric tonnes of guar split at an average fob of \$969.24/tonne and 2149 metric tonnes of guar meal at an average fob of \$497.99/tonne.

As far as Arrivals are concerned, Adampur (Haryana) market (biggest market of guar in North) reported lower arrivals (4900 quintals) compared to previous week 10700 quintals.

As far as arrivals are concerned Bikaner market, reported lower arrivals (1800 Quintals), arrivals compared to previous week 1950 quintals.

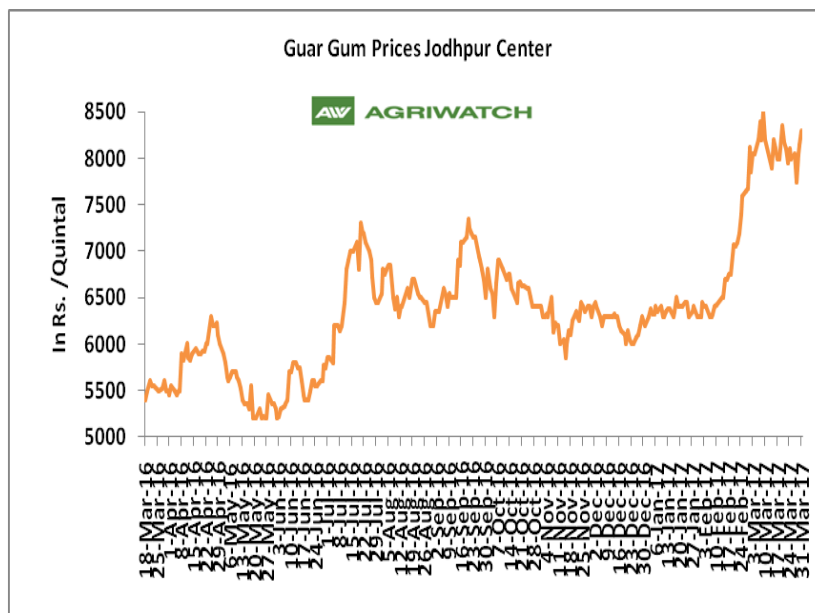
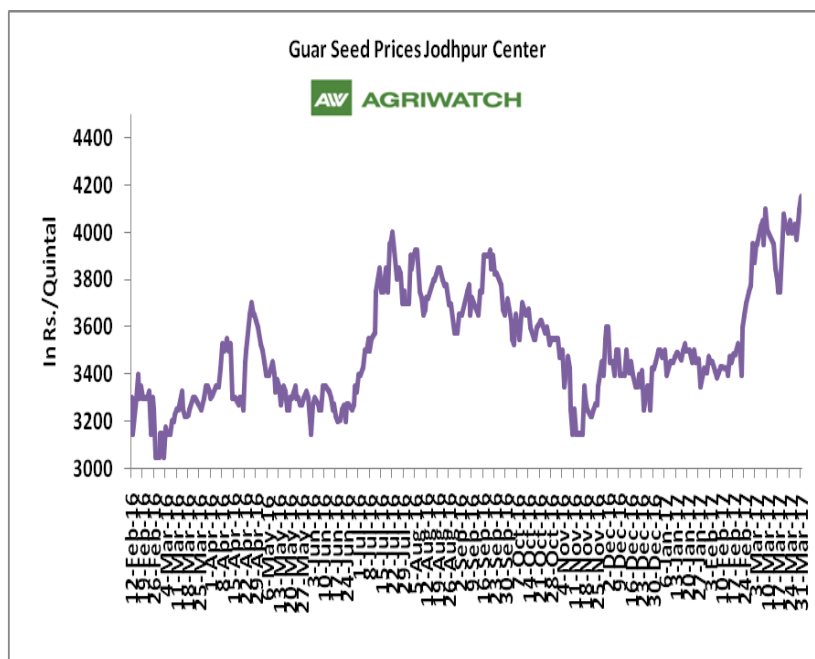
### Recommendation:

**Weekly Call - : Market participants are advised to Buy Guar seed at 4070 levels for a target of 4290 with a stop loss at 3995 on closing basis.**

## Guar Seed Fundamental Analysis and Outlook:-

### Domestic Front

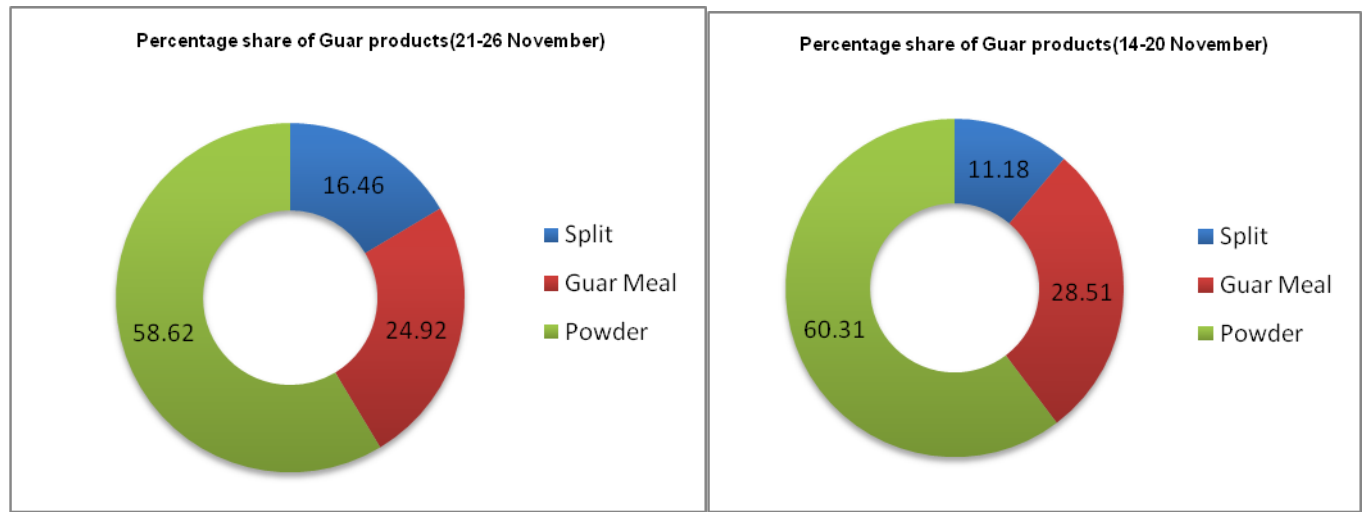
- In the week ended 31 March'17, Guar seed weekly average prices increased by Rs 64.17 /- qtl during the week compared to previous week and settled at Rs 4052 per quintal.
- In addition, Guar gum weekly average prices were down by Rs. 62.50/- qtl and settled at Rs. 8050 per quintal. Weak demand for guar gum from domestic as well as overseas market led the prices down this week.
- According to first advance estimate for 2016-17 issued by Rajasthan's Department of Agriculture for Guar seed the area, production and yield are 2223474 hectares, 1962424 tonnes and 549 kg/hectare respectively. As compared to fourth advance estimate for 2015-16, the area, production and yield have decreased by 1209842 hectares, 261050 tonnes and 84kg/hectare respectively.
- According to second advance estimate issued by Gujarat's department of agriculture for guar seed the area, production and yield are 352000 hectares, 242000 tonnes and 687 kg/hectare respectively compared to final advance estimate issued in December the area, production and yield has been increased by 43000 hectares, 85000 tonnes and 56 kg/hectare.



## Export Scenario

### Export Scenario (21<sup>st</sup> - 26<sup>th</sup> November 2016)

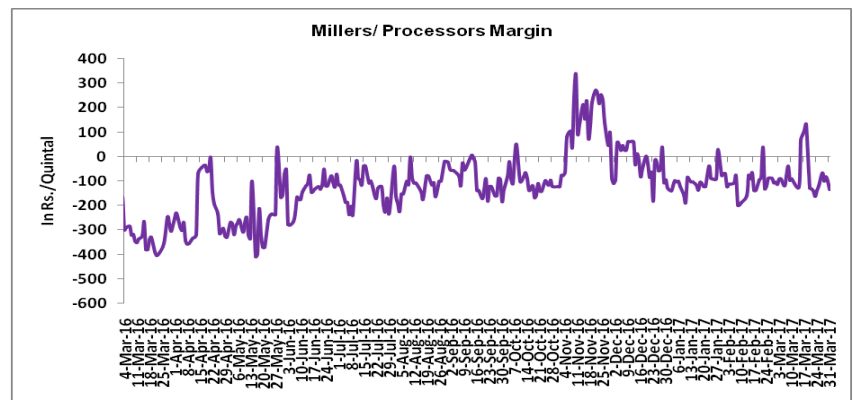
During this week 8625 tonnes of guar was exported out of which 5056 tonnes was guar gum powder, 2149 tonnes was guar meal and 1420 tonnes guar gum splits. As compared to last week, the export of guar gum powder and guar split has increased whereas export of guar meal has slightly decreased.



## Millers/Processors Margin

In the week ended 31 March '17, average crush margin is Rs. -101.10/Quintal, compared to last week's -95.28 /Quintal. Therefore crushing is not favorable for Millers/Processors.

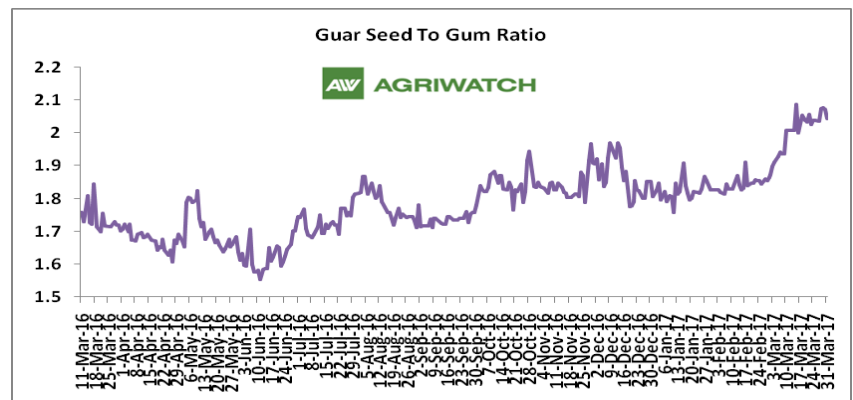
Higher degree of increase in guar seed prices compared to guar gum prices led the margin down this week.



## Guar Seed to Gum Ratio:

Ratio of guar seed to guar gum for week ended 31 March'17 is 1.99, lower compared to last week's 2.04

Weak overseas demand of gum and good demand of seed from millers has decreased the overall ratio.





### Technical Analysis (Guar Seed)

Commodity: Guar Seed 10MT  
Contract: May

Exchange: NCDEX  
Expiry: May 19, 2017

#### Guar Seed 10MT ( May Weekly Chart )



#### Technical Commentary:

- Rise in price and open interest indicates long buildup.
- RSI is moving up in overbought region.
- Last candlestick depicts bullishness in market.

#### Strategy: Buy

Weekly Supports & Resistances			S1	S2	PCP	R1	R2
Guar Seed 10MT	NCDEX	May	3925	3870	4079	4365	4415
Weekly Trade Call			Call	Entry	T1	T2	SL
Guar Seed 10MT	NCDEX	May	Buy	Above 4070	4195	4290	3995



### Technical Analysis (Guar Gum)

Commodity: Guar Gum  
Contract: May

Exchange: NCDEX  
Expiry: May 19, 2017

#### Guar Gum (May Weekly Chart)



#### Technical Commentary:

- Rise in price and open interest indicates long buildup.
- Prices closed above 9 and 18 days EMAs.
- RSI is moving down in overbought region.

#### Strategy: Buy

Weekly Supports & Resistances			S1	S2	PCP	R1	R2
Guar Gum	NCDEX	May	8115	8010	8432	8975	9050
Weekly Trade Call			Call	Entry	T1	T2	SL
Guar Gum	NCDEX	May	Buy	Above 8430	8665	8850	8289



**Guar Seed & Gum Prices at Key Spot Markets**

<b>Guar by – Products Weekly Average Prices (Prices in Rs/75kg)</b>				
<b>Commodity</b>	<b>Centre</b>	<b>25th to 31st Mar.17</b>	<b>18th to 24th Mar.17</b>	<b>Change</b>
<b>Churi</b>	Jodhpur	1644	1556	<b>88</b>
<b>Korma</b>	Jodhpur	1962	1864	<b>98</b>
<b>Churi</b>	Sri-Ganganagar	1503	1403	<b>100</b>
<b>Korma</b>	Sri-Ganganagar	1784	1685	<b>100</b>

<b>Guar Export Weekly Average Prices (Prices in \$/MT)</b>				
<b>Commodity</b>	<b>Variety</b>	<b>25th to 31st Mar.17</b>	<b>18th to 24th Mar.17</b>	<b>Change</b>
<b>Guargum Split</b>		1232	1243	<b>-11</b>
<b>Guargum Powder</b>	200 Mesh 5000 CPS	1540	1549	<b>-9</b>
	200 Mesh 3500 CPS	1463	1473	<b>-10</b>
<b>Guargum Meal</b>	40%	343	334	<b>10</b>
	50%	405	395	<b>10</b>

<b>Guar Seed Weekly Average Prices:</b>					
<b>Commodity</b>	<b>District</b>	<b>Centre</b>	<b>Weekly Prices (Average ) (Rs/Qtl)</b>		<b>Change</b>
<b>Guar Seed</b>			<b>25th to 31st Mar.17</b>	<b>18th to 24th Mar.17</b>	
<b>Rajasthan</b>	<b>Jodhpur</b>	Jodhpur (Loose)	3902	3838	<b>64</b>
		Jodhpur(Delivery)	4052	3988	<b>64</b>
	<b>Sri-Ganganagar</b>	Sri-Ganganagar(Loose)	3756	3756	<b>Unch</b>
		Sri-Ganganagar (Delivery)	3914	3906	<b>9</b>
		Rawla (Loose)	3677	3731	<b>-55</b>
		Gharsana (Loose)	3717	3684	<b>33</b>
		Raisinghnagar (Loose)	3743	3741	<b>2</b>
	<b>Bikaner</b>	Bikaner (Loose)	3713	3772	<b>-59</b>
		Bikaner (Delivery)	3863	3922	<b>-59</b>
		Nokha(Loose)	3663	3701	<b>-38</b>
		Nokha (Delivery)	3795	3834	<b>-39</b>
		Khajuwala (Loose)	3794	3808	<b>-14</b>
		Khajuwala (Delivery)	3946	3960	<b>-14</b>
		Lunkaransar (Loose)	3650	3704	<b>-54</b>
	<b>Hanumangarh</b>	Hanumangarh (Loose)	3778	3769	<b>9</b>
		Hanumangarh (Delivery)	3928	3919	<b>9</b>
		Nohar (Loose)	3778	3753	<b>26</b>



		Pilibanga (Loose)	3675	3649	26
	Nagaur	Nagaur (Loose)	3525	3642	-117
	Churu	Churu (Delivery)	3858	3825	33
	Alwar	Alwar (Loose)	3617	3600	17
Haryana	Hisar	Adampur (Loose)	3754	3763	-8
		Adampur (Delivery)	3904	3913	-8
	Bhiwani	Bhiwani (Delivery)	3845	3854	-9
		Siwani (Loose)	3872	3879	-8
	Sirsa	Sirsa (Loose)	3791	3806	-15
		Dhabwali (Loose)	3730	3730	Unch
		Dhabwali (Delivery)	3760	3880	-120
		Ellanabad (Loose)	3758	3750	8
	Fatehabad	Fatehabad (Loose)	3700	3650	50
Gujarat	Banaskantha	Deesa (Loose)	3552	3579	-27
	Patan	Patan (Loose)	3645	3580	65
	Rajkot	Rajkot (Loose)	NA	3588	-
	Jamnagar	Dhrol (Loose)	NA	3356	-
Madhya Pradesh	Gwalior	Dabra (Loose)	NA	NA	-
Guar Gum					
Rajasthan	Jodhpur	Jodhpur	8050	8113	-63
	Alwar	Alwar	8017	8050	-33
	Hanumangarh	Nohar	8067	8300	-233
Haryana	Bhiwani	Bhiwani	8198	8572	-374
	Sirsa	Sirsa	8150	8267	-117
		Dhabwali	8050	8158	-108
		Ellanabad	8133	8183	-50
	Fatehabad	Fatehabad	8040	8180	-140

Week on Week Price: Scenario of Guarseed and Guargum:						
Commodity	District	Centre	Today	Week Ago	Month Ago	Year Ago
Guar Seed			31-Mar-17	24-Mar-17	28-Feb-17	31-Mar-16
Rajasthan	Jodhpur	Jodhpur (Loose)	4000	3900	3625	3175
		Jodhpur(Delivery)	4150	4050	3775	3325
	Sri-Ganganagar	Sri-Ganganagar(Loose)	3800	3718	3510	3000
		Sri-Ganganagar (Delivery)	4000	3868	3660	3050
		Rawla (Loose)	NR	3720	3550	2945
		Gharsana (Loose)	3800	3710	3500	2960

		Raisinghnagar (Loose)	3875	3770	3550	2950
	Bikaner	Bikaner (Loose)	Closed	3726	3600	3000
		Bikaner (Delivery)	Closed	3876	3750	3150
		Nokha(Loose)	Closed	3700	3650	3020
		Nokha (Delivery)	Closed	3833	3781	3129
		Khajuwala (Loose)	3949	NA	3520	3010
		Khajuwala (Delivery)	4107	NA	3661	3130
		Lunkaransar (Loose)	Closed	3700	3550	2925
		Hanumangarh	Hanumangarh (Loose)	3800	3700	3650
	Hanumangarh (Delivery)		3950	3850	3800	3050
	Nohar (Loose)		3850	3750	3525	3010
	Pilibanga (Loose)		3750	3660	3550	2900
	Nagaur	Nagaur (Loose)	Closed	3550	3450	2900
Churu	Churu (Delivery)	3950	3850	3650	3100	
Alwar	Alwar (Loose)	3700	3600	3400	2950	
Haryana	Hisar	Adampur (Loose)	3875	3800	3550	3000
		Adampur (Delivery)	4025	3950	3700	3150
	Bhiwani	Bhiwani (Delivery)	4000	3800	3625	3150
		Siwani (Loose)	3960	3900	3570	3110
	Sirsa	Sirsa (Loose)	3875	3825	3600	2950
		Dhabwali (Loose)	NR	3700	3600	2900
		Dhabwali (Delivery)	NR	3850	3750	3050
		Ellanabad (Loose)	3900	3750	3600	3030
	Fatehabad	Fatehabad (Loose)	NA	3700	3650	2880
Gujarat	Banaskantha	Deesa (Loose)	Closed	3600	3325	4000
	Patan	Patan (Loose)	Closed	3655	3350	2850
	Rajkot	Rajkot (Loose)	Closed	3560	3350	2820
	Jamnagar	Dhrol (Loose)	Closed	3400	3020	2620
Madhya Pradesh	Gwalior	Dabra (Loose)	NA	NA	NA	3200
Guar Gum						
Rajasthan	Jodhpur	Jodhpur	8300	8100	7675	5500
	Alwar	Alwar	8300	8000	7700	5500
	Hanumangarh	Nohar	8200	8100	7550	5600
Haryana	Bhiwani	Bhiwani	8350	8350	7800	5650
	Sirsa	Sirsa	8400	8200	7700	5550
		Dhabwali	NR	8100	7700	5600
		Ellanabad	8500	8100	7700	5600
	Fatehabad	Fatehabad	NA	8100	7850	5600

Guar Cumulative Arrivals in Key Centers:					
Commodity	District	Centre	Weekly Arrivals (Quintals)		Change
Guar Seed			25th to 31st Mar.17	18th to 24th Mar.17	
Rajasthan	Jodhpur	Jodhpur	724	565	159
	Sri-Ganganagar	Sri-Ganganagar	3315	4750	-1435
		Rawla	350	1075	-725
		Gharsana	950	1250	-300
		Raisinghnagar	2250	2800	-550
	Bikaner	Bikaner	1800	1950	-150
		Nokha	2800	6500	-3700
		Khajuwala	2800	2000	800
		Lunkaransar	1650	2400	-750
	Hanumangarh	Hanumangarh	490	970	-480
		Nohar	5400	5100	300
		Pilibanga	1300	1950	-650
	Nagaur	Nagaur	250	1150	-900
	Churu	Churu	9000	6700	2300
	Alwar	Alwar	2800	2600	200
Haryana	Hisar	Adampur	4900	10700	-5800
	Bhiwani	Bhiwani	2900	6100	-3200
		Siwani	4600	3700	900
	Sirsa	Sirsa	5300	5600	-300
		Dhabwali	700	1050	-350
		Ellanabad	1125	1550	-425
	Fatehabad	Fatehabad	520	330	190
Gujarat	Banaskantha	Deesa	302	386	-84
	Patan	Patan	220	1034	-814
	Rajkot	Rajkot	NA	750	-
	Jamnagar	Dhrol	NA	25	-
Madhya Pradesh	Gwalior	Dabra	NA	NA	-
Total Arrivals/Above Markets			56446	72985	-16539

**Disclaimer**

The information and opinions contained in the document have been compiled from sources believed to be reliable. The company does not warrant its accuracy, completeness and correctness. Use of data and information contained in this report is at your own risk. This document is not, and should not be construed as, an offer to sell or solicitation to buy any commodities. This document may not be reproduced, distributed or published, in whole or in part, by any recipient hereof for any purpose without prior permission from the Company. IASL and its affiliates and/or their officers, directors and employees may have positions in any commodities mentioned in this document (or in any related investment) and may from time to time add to or dispose of any such commodities (or investment). Please see the detailed disclaimer at <http://www.agriwatch.com/Disclaimer.php> © 2017 Indian Agribusiness Systems Pvt Ltd.