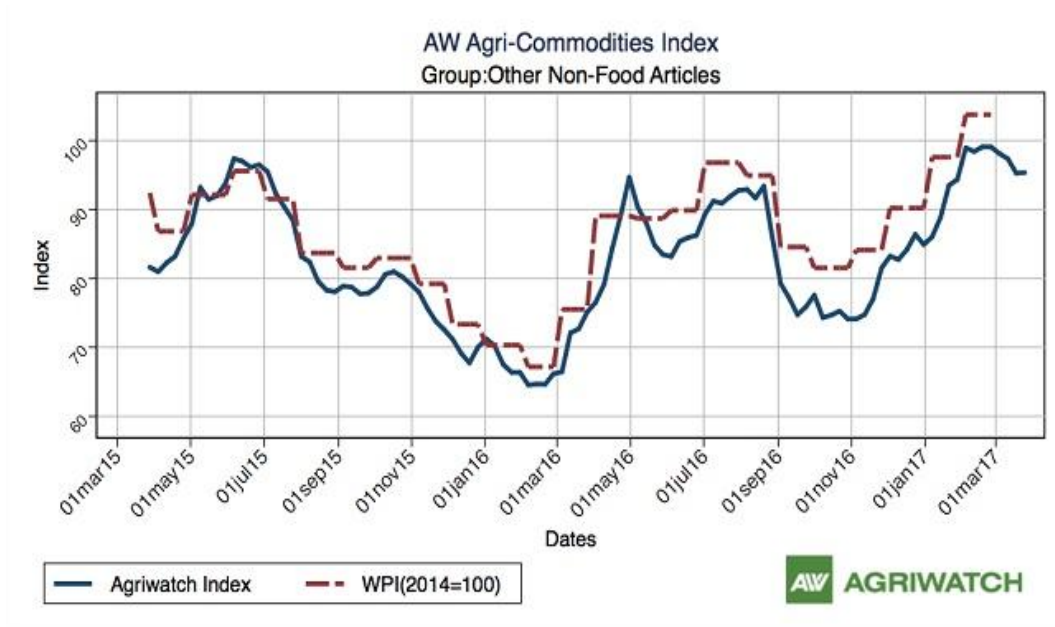


Guar Weekly Research Report

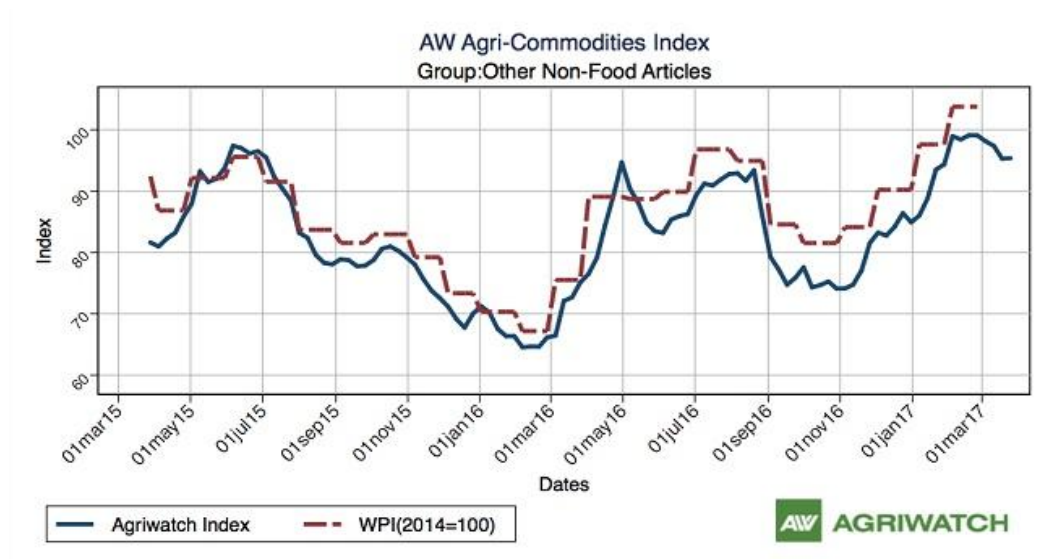
Contents

- ❖ Agriwatch Agri Commodity Index
- ❖ Executive Summary
- ❖ Recommendations
- ❖ Domestic Market Fundamentals
- ❖ Export Scenario
- ❖ Processing Margins
- ❖ Technical Analysis (Futures Market)
- ❖ Guar Seed & Gum Prices at Key Spot Markets

Agriwatch Agri Commodity Index



The Agriwatch Agri Commodity Index rose 0.74% to 110.34 during the week ended March 25, 2017 from 109.53 during the previous week led by higher cereals and pulses. The base for the Index and all sub-Indices is 2014 (= 100).



The Agriwatch Agri commodity other non-food articles Index increased by 0.08% to 95.34 during the week ended March 25, 2017.

Agriwatch has recently launched its AW Agri Commodity Indices to enable organizations access independent Indices to track and use to benchmark their purchases and sales. The Indices are based on the daily prices in the key benchmark markets for each commodity that AW has been covering for the past decade. The indices include an Aggregate Index, Category Indices and individual commodity indices. The weekly indices are free to access on our website www.agriwatch.com. The daily indices are available on subscription. Please contact for more details.

Executive Summary

Domestic Guar Seed Market Summary

All India weekly average prices decreased by 7.57 percent to Rs. 3450.28 per quintal during the week ended 15th April 2017. Guar seed average price were ruling at Rs 3732.84 per quintal during 01-08 April 2017. As compared to prices in the week 09-15 April 2016, the prices are firm by 12.95 percent. Prices are expected to remain range bound to slightly firm in coming days.

As per data released by baker hughes the number of oil rigs in USA has increased to 847 until 13th April up by 8 compared to last week and by 407 compared to 15th April 2016. Guar gum is used in hydraulic fracturing for extracting oil and gas; therefore as the number of oil rigs is increasing demand for guar gum is also expected to increase. The number of oil rigs is expected to increase further in coming months which will provide support to guar gum prices.

As per market sources, in the month of February 2017 India has exported around 45000 tonnes of guar gum compared to around 26000 tonnes last year for the same month. For financial year 2016-17, in the first eleven months from April'16 to February'17 around 3.67 lakh tonnes of guar gum has been exported compared to 2.97 lakh tonnes in financial year 2015-16 for the same period.

The wholesale price index of guar seed has decreased slightly from 239.8 in January 2017 to 239.7 in February 2017. The WPI for February 2017 is up by 10.8 compared to last year for the same month and down by 52.4 compared to February 2015.

According to IBIS (provisional data), export of guar seed products (Guar Powder, Split and Meal) have increased compared to last week. In the week (21-26 November), the exports were around 8625 metric tonnes compared to 7684 metric tonnes in the week (14-20 November). The export of all guar split and guar gum powder has increased.

According to IBIS (provisional data) for 21-26 November'16, the average \$FOB/Tonne has increased for guar split, guar meal and guar gum compared to last week. India has exported 5056 metric tonnes of guar gum powder at an average fob of \$1401.56/tonne, 1420 metric tonnes of guar split at an average fob of \$969.24/tonne and 2149 metric tonnes of guar meal at an average fob of \$497.99/tonne.

As far as Arrivals are concerned, Adampur (Haryana) market (biggest market of guar in North) reported lower arrivals (3700 quintals) compared to previous week 4200 quintals.

As far as arrivals are concerned Bikaner market, reported lower arrivals (1600 Quintals), arrivals compared to previous week 2500 quintals.

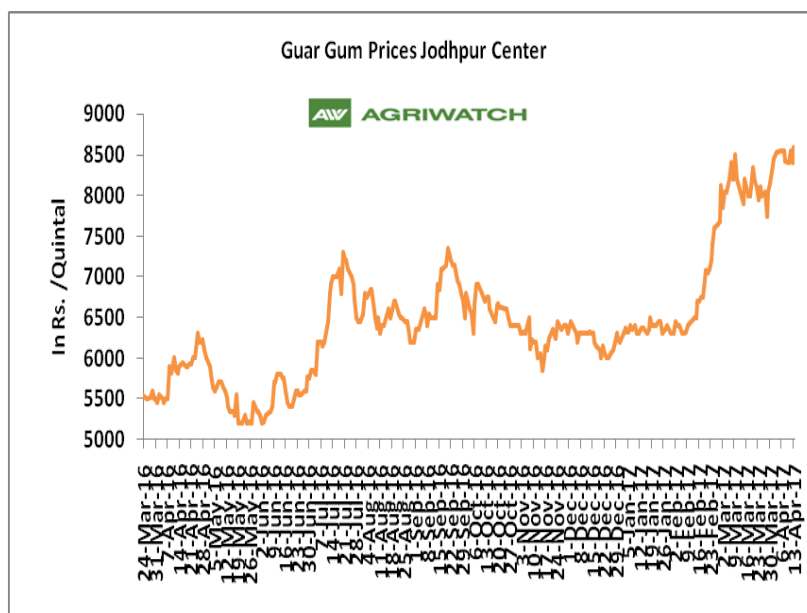
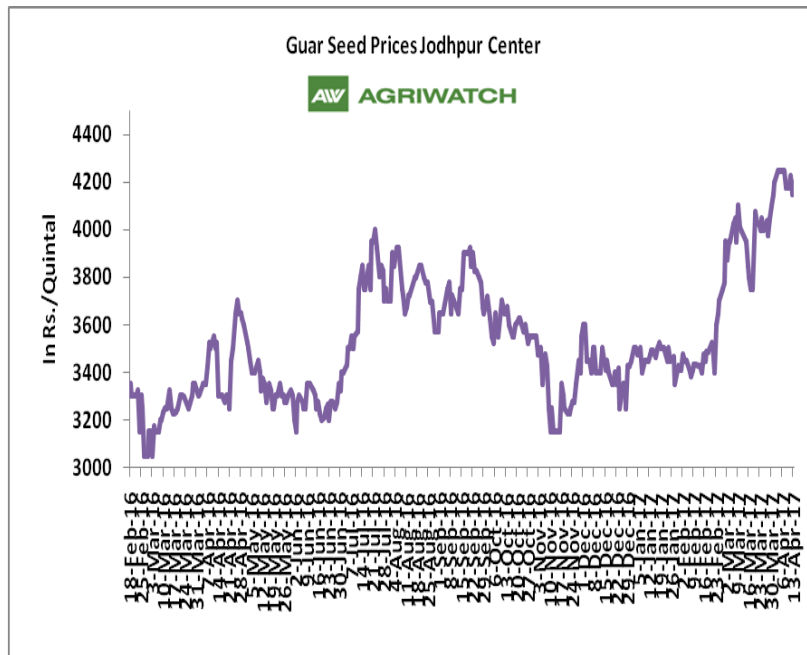
Recommendation:

Weekly Call - : Market participants are advised to Buy Guar seed at 4025 levels for a target of 4280 with a stop loss at 3923 on closing basis.

Guar Seed Fundamental Analysis and Outlook:-

Domestic Front

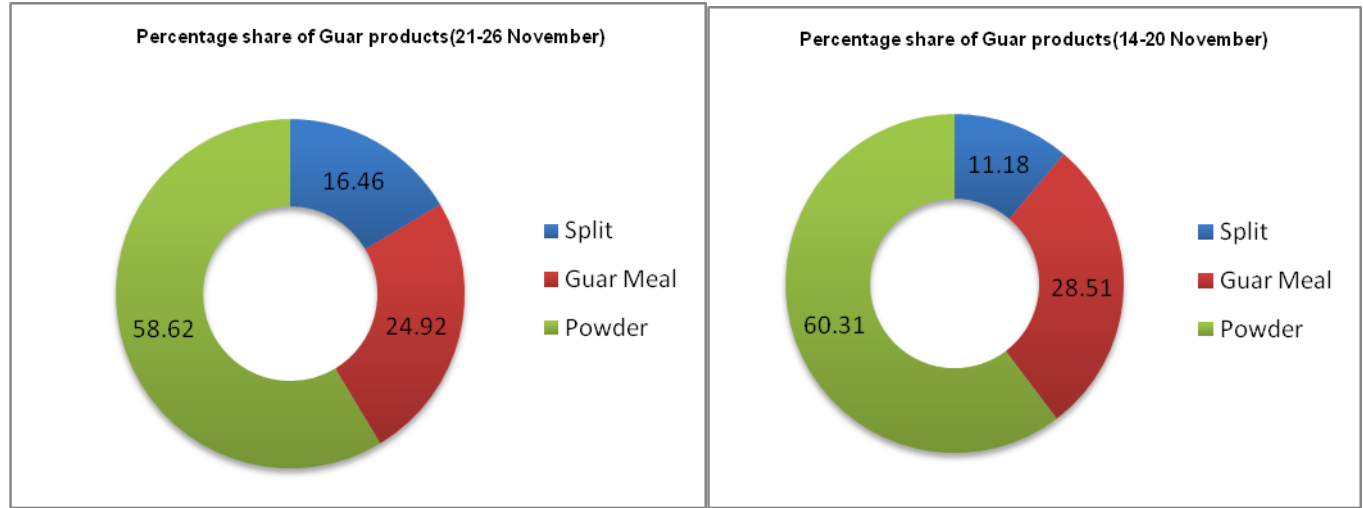
- In the week ended 13 April'17, Guar seed weekly average prices decreased by Rs 55 /- qtl during the week compared to previous week and settled at Rs 4185 per quintal.
- In addition, Guar gum weekly average prices were down by Rs. 12.5/- qtl and settled at Rs. 8475 per quintal. Weak demand for guar gum from domestic as well as overseas market led the prices down this week.
- According to third advance estimate for 2016-17 issued by Rajasthan's Department of Agriculture for Guar seed the area, production and yield are 3530007 hectares, 1404819 tonnes and 398 kg/hectare respectively. As compared to first advance estimate for 2016-17, the area, production and yield have decreased by 46932 hectares, 557605 tonnes and 151 kg/hectare respectively.
- According to second advance estimate issued by Gujarat's department of agriculture for guar seed the area, production and yield are 352000 hectares, 242000 tonnes and 687 kg/hectare respectively compared to final advance estimate issued in December the area, production and yield has been increased by 43000 hectares, 85000 tonnes and 56 kg/hectare.



Export Scenario

Export Scenario (21st - 26th November 2016)

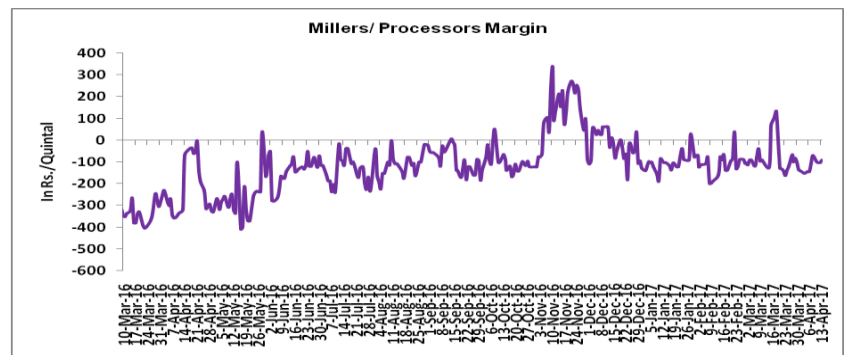
During this week 8625 tonnes of guar was exported out of which 5056 tonnes was guar gum powder, 2149 tonnes was guar meal and 1420 tonnes guar gum splits. As compared to last week, the export of guar gum powder and guar split has increased whereas export of guar meal has slightly decreased.



Millers/Processors Margin

In the week ended 13 April '17, average crush margin is Rs. -93.43/Quintal, compared to last week's -137.04 /Quintal. Therefore crushing is not favorable for Millers/Processors.

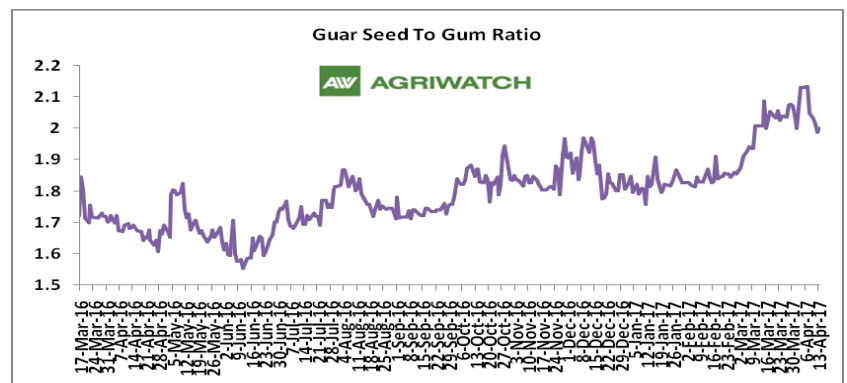
Higher degree of increase in guar gum prices compared to guar seed prices led the margin up this week.



Guar Seed to Gum Ratio:

Ratio of guar seed to guar gum for week ended 13 April'17 is 2.03, higher compared to last week's 2.01

Overall, buoyant demand of gum from overseas and good demand of seed from millers has increased the overall ratio.





Technical Analysis (Guar Seed)

Commodity: Guar Seed 10MT
Contract: May

Exchange: NCDEX
Expiry: May 19, 2017

Guar Seed 10MT (May Weekly Chart)



Technical Commentary:

- Rise in price and open interest indicates long buildup.
- RSI is moving in neutral region.
- Last candlestick depicts bearishness in market.
- Prices closed below 9 and 18 day EMAs

Strategy: Buy

Weekly Supports & Resistances			S1	S2	PCP	R1	R2
Guar Seed 10MT	NCDEX	May	3825	3765	4091	4365	4430
Weekly Trade Call			Call	Entry	T1	T2	SL
Guar Seed 10MT	NCDEX	May	Buy	Above 4025	4195	4280	3923



Technical Analysis (Guar Gum)

Commodity: Guar Gum
Contract: May

Exchange: NCDEX
Expiry: May 19, 2017

Guar Gum (May Weekly Chart)



Technical Commentary:

- Rise in price and open interest indicates long buildup.
- Prices closed above 9 and 18 days EMAs.
- RSI is moving down in overbought region.

Strategy: Buy

Weekly Supports & Resistances			S1	S2	PCP	R1	R2
Guar Gum	NCDEX	May	8305	8190	8828	9535	9690
Weekly Trade Call			Call	Entry	T1	T2	SL
Guar Gum	NCDEX	May	Buy	Above 8715	9130	9365	8466

Guar Seed & Gum Prices at Key Spot Markets

Guar by – Products Weekly Average Prices (Prices in Rs/75kg)				
Commodity	Centre	08th to 14th Apr.17	01st to 07th Apr.17	Change
Churi	Jodhpur	1646	1637	9
Korma	Jodhpur	1991	1992	-1
Churi	Sri-Ganganagar	1533	1560	-27
Korma	Sri-Ganganagar	1856	1823	33

Guar Export Weekly Average Prices (Prices in \$/MT)				
Commodity	Variety	08th to 14th Apr.17	01st to 07th Apr.17	Change
Guargum Split		1316	1308	8
Guargum Powder	200 Mesh 5000 CPS	1626	1617	9
	200 Mesh 3500 CPS	1548	1540	9
Guargum Meal	40%	357	355	2
	50%	419	417	2

Guar Seed Weekly Average Prices:					
Commodity	District	Centre	Weekly Prices (Average) (Rs/Qtl)		Change
Guar Seed			08th to 14th Apr.17	01st to 07th Apr.17	
Rajasthan	Jodhpur	Jodhpur (Loose)	4035	4090	-55
		Jodhpur(Delivery)	4185	4240	-55
	Sri-Ganganagar	Sri-Ganganagar(Loose)	3933	3917	17
		Sri-Ganganagar (Delivery)	4117	4067	50
		Rawla (Loose)	3875	3879	-4
		Gharsana (Loose)	3896	3924	-28
		Raisinghnagar (Loose)	3919	3905	14
	Bikaner	Bikaner (Loose)	3913	3918	-6
		Bikaner (Delivery)	4063	4040	23
		Nokha(Loose)	3812	3885	-73
		Nokha (Delivery)	3949	4025	-76
		Khajuwala (Loose)	3900	3945	-45
		Khajuwala (Delivery)	4056	4103	-47
		Lunkaransar (Loose)	3835	3900	-65
	Hanumangarh	Hanumangarh (Loose)	3864	3960	-96
		Hanumangarh (Delivery)	4014	4110	-96
		Nohar (Loose)	3925	3979	-54

		Pilibanga (Loose)	3843	3845	-3
	Nagaur	Nagaur (Loose)	3858	3863	-4
	Churu	Churu (Delivery)	3950	4017	-67
	Alwar	Alwar (Loose)	3675	3733	-58
Haryana	Hisar	Adampur (Loose)	3983	3960	23
		Adampur (Delivery)	4133	4110	23
	Bhiwani	Bhiwani (Delivery)	4038	4038	0
		Siwani (Loose)	4002	4000	2
	Sirsa	Sirsa (Loose)	3918	3950	-33
		Dhabwali (Loose)	3878	3854	24
		Dhabwali (Delivery)	4028	3857	171
		Ellanabad (Loose)	3883	3910	-27
	Fatehabad	Fatehabad (Loose)	3933	3800	133
Gujarat	Banaskantha	Deesa (Loose)	3756	3741	15
	Patan	Patan (Loose)	3795	3775	20
	Rajkot	Rajkot (Loose)	3844	3942	-98
	Jamnagar	Dhrol (Loose)	3753	3785	-32
Madhya Pradesh	Gwalior	Dabra (Loose)	4000	4000	Unch
Guar Gum					
Rajasthan	Jodhpur	Jodhpur	8475	8525	-50
	Alwar	Alwar	8350	8483	-133
	Hanumangarh	Nohar	8550	8555	-5
Haryana	Bhiwani	Bhiwani	8577	8654	-77
	Sirsa	Sirsa	8521	8610	-89
		Dhabwali	8533	8490	43
		Ellanabad	8567	8550	17
	Fatehabad	Fatehabad	8367	8250	117

Week on Week Price: Scenario of Guarseed and Guargum						
Commodity	District	Centre	Today	Week Ago	Month Ago	Year Ago
Guar Seed			14-Apr-17	7-Apr-17	14-Mar-17	14-Apr-16
Rajasthan	Jodhpur	Jodhpur (Loose)	Closed	4100	3800	3150
		Jodhpur(Delivery)	Closed	4250	3950	3300
	Sri-Ganganagar	Sri-Ganganagar(Loose)	3900	3900	3730	3250
		Sri-Ganganagar (Delivery)	4150	4100	3880	3350
		Rawla (Loose)	3900	3900	3725	3175
		Gharsana (Loose)	3946	3940	3600	3230
		Raisinghnagar (Loose)	3950	3850	3670	3180

	Bikaner	Bikaner (Loose)	3960	3900	3761	3250
		Bikaner (Delivery)	4110	4050	3911	3400
		Nokha(Loose)	Closed	3800	3630	3230
		Nokha (Delivery)	Closed	3937	3761	3346
		Khajuwala (Loose)	Closed	3980	3740	3170
		Khajuwala (Delivery)	Closed	4139	3890	3297
		Lunkaransar (Loose)	Closed	3900	3850	3200
	Hanumangarh	Hanumangarh (Loose)	Closed	3930	3651	3200
		Hanumangarh (Delivery)	Closed	4080	3801	3350
		Nohar (Loose)	3970	3990	3650	3250
		Pilibanga (Loose)	3900	3825	3700	3150
	Nagaur	Nagaur (Loose)	3850	3900	3450	3100
	Churu	Churu (Delivery)	NR	4000	3800	3350
	Alwar	Alwar (Loose)	NR	3700	3550	3200
Haryana	Hisar	Adampur (Loose)	4150	4000	3750	3260
		Adampur (Delivery)	4300	4150	3900	3410
	Bhiwani	Bhiwani (Delivery)	4100	4070	3750	3400
		Siwani (Loose)	4080	4000	3800	3350
	Sirsa	Sirsa (Loose)	3980	3950	3650	3200
		Dhabwali (Loose)	3870	3810	3600	3100
		Dhabwali (Delivery)	4020	3960	3750	3250
		Ellanabad (Loose)	3950	3850	3625	3225
	Fatehabad	Fatehabad (Loose)	NR	4100	3900	3100
Gujarat	Banaskantha	Deesa (Loose)	3725	3825	3625	3000
	Patan	Patan (Loose)	3905	3805	3545	3085
	Rajkot	Rajkot (Loose)	3850	3950	3500	3260
	Jamnagar	Dhrol (Loose)	3755	NA	3520	3140
M.P	Gwalior	Dabra (Loose)	Closed	4000	NA	3050
Guar Gum						
Rajasthan	Jodhpur	Jodhpur	Closed	8550	7900	5900
	Alwar	Alwar	NR	8450	7900	5900
	Hanumangarh	Nohar	8600	8625	7800	5800
Haryana	Bhiwani	Bhiwani	8670	8570	8380	6200
	Sirsa	Sirsa	8800	8600	8000	5850
		Dhabwali	8700	8350	7900	6000
		Ellanabad	8700	8400	8000	5850
	Fatehabad	Fatehabad	NR	8500	8700	5800

Guar Cumulative Arrivals in Key Centers:					
Commodity	District	Centre	Weekly Arrivals (Quintals)		Change
Guar Seed			08th to 14th Apr.17	01st to 07th Apr.17	
Rajasthan	Jodhpur	Jodhpur	1088	1202	-114
	Sri-Ganganagar	Sri-Ganganagar	2650	2463	187
		Rawla	1900	2250	-350
		Gharsana	1000	650	350
		Raisinghnagar	1150	1100	50
	Bikaner	Bikaner	1600	2500	-900
		Nokha	4000	4000	Unch
		Khajuwala	1700	1600	100
		Lunkaransar	1600	2000	-400
	Hanumangarh	Hanumangarh	302	924	-622
		Nohar	3500	3400	100
		Pilibanga	818	890	-72
	Nagaur	Nagaur	1450	950	500
	Churu	Churu	3600	3000	600
	Alwar	Alwar	1600	2200	-600
Haryana	Hisar	Adampur	3700	4200	-500
	Bhiwani	Bhiwani	4300	6000	-1700
		Siwani	4800	1500	3300
	Sirsa	Sirsa	4000	6300	-2300
		Dhabwali	1150	900	250
		Ellanabad	595	1025	-430
	Fatehabad	Fatehabad	310	250	60
Gujarat	Banaskantha	Deesa	384	767	-383
	Patan	Patan	584	227	357
	Rajkot	Rajkot	855	900	-45
	Jamnagar	Dhrol	63	9	54
Madhya Pradesh	Gwalior	Dabra	300	300	Unch
Total Arrivals/Above Markets			48999	51507	-2508

Disclaimer

The information and opinions contained in the document have been compiled from sources believed to be reliable. The company does not warrant its accuracy, completeness and correctness. Use of data and information contained in this report is at your own risk. This document is not, and should not be construed as, an offer to sell or solicitation to buy any commodities. This document may not be reproduced, distributed or published, in whole or in part, by any recipient hereof for any purpose without prior permission from the Company. IASL and its affiliates and/or their officers, directors and employees may have positions in any commodities mentioned in this document (or in any related investment) and may from time to time add to or dispose of any such commodities (or investment). Please see the detailed disclaimer at <http://www.agriwatch.com/Disclaimer.php> © 2017 Indian Agribusiness Systems Pvt Ltd.