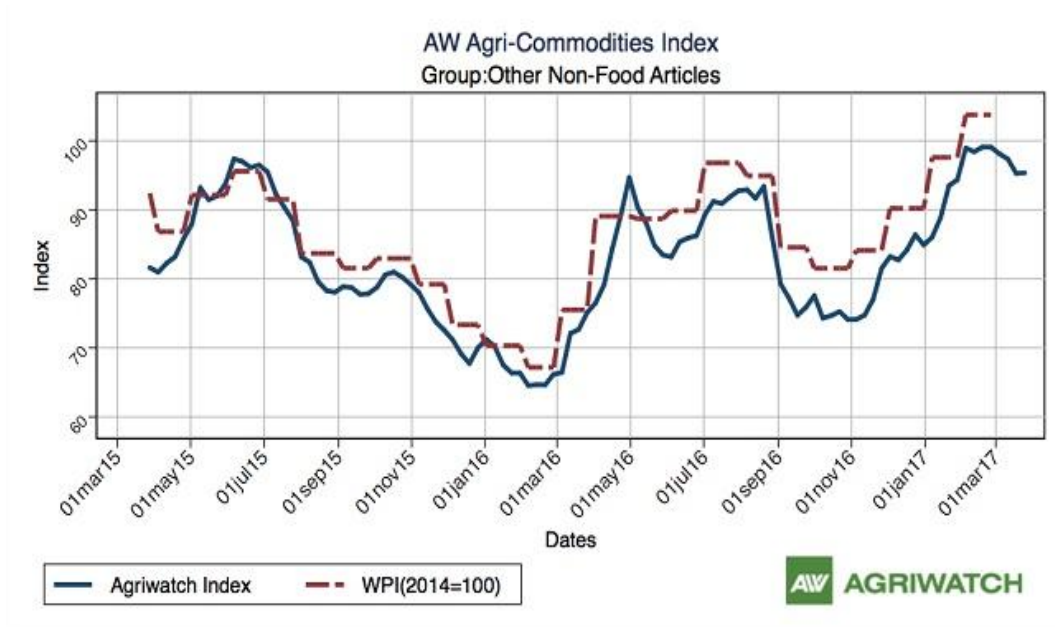


Guar Weekly Research Report

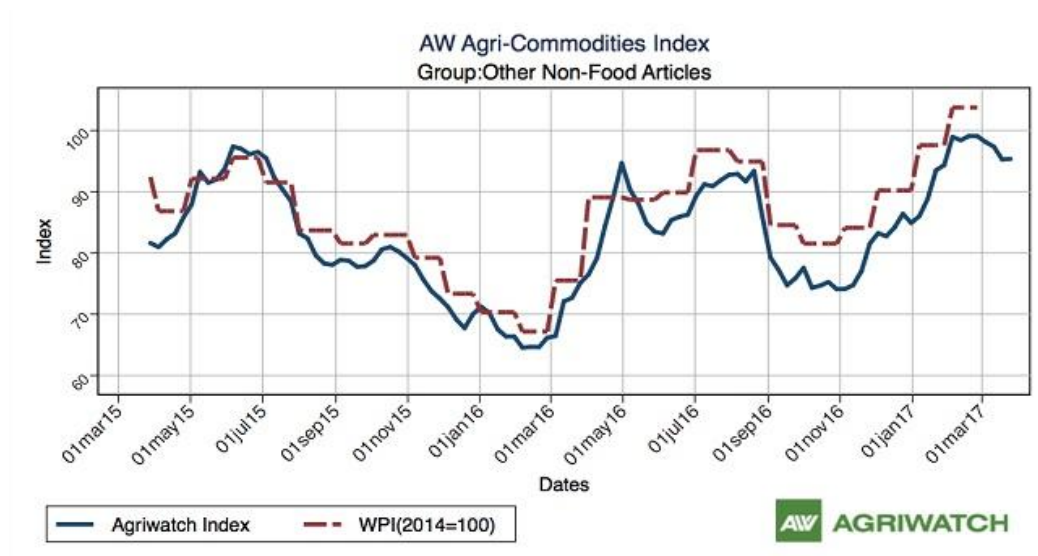
Contents

- ❖ Agriwatch Agri Commodity Index
- ❖ Executive Summary
- ❖ Recommendations
- ❖ Domestic Market Fundamentals
- ❖ Export Scenario
- ❖ Processing Margins
- ❖ Technical Analysis (Futures Market)
- ❖ Guar Seed & Gum Prices at Key Spot Markets

Agriwatch Agri Commodity Index



The Agriwatch Agri Commodities Index rose 0.74% to 110.34 during the week ended March 25, 2017 from 109.53 during the previous week led by higher cereals and pulses. The base for the Index and all sub-Indices is 2014 (= 100).



The Agriwatch Agri commodity other non-food articles Index increased by 0.08% to 95.34 during the week ended March 25, 2017.

Agriwatch has recently launched its AW Agri Commodity Indices to enable organizations access independent Indices to track and use to benchmark their purchases and sales. The Indices are based on the daily prices in the key benchmark markets for each commodity that AW has been covering for the past decade. The indices include an Aggregate Index, Category Indices and individual commodity indices. The weekly indices are free to access on our website www.agriwatch.com. The daily indices are available on subscription. Please contact for more details.

Executive Summary

Domestic Guar Seed Market Summary

All India weekly average prices increased by 5.48 percent to Rs. 3639.29 per quintal during the week ended 23rd April 2017. Guar seed average price were ruling at Rs 3450.28 per quintal during 09-15 April 2017. As compared to prices in the week 16-23 April 2016, the prices are firm by 21.67 percent. Prices are expected to remain range bound to slightly weak in coming days.

As per data released by baker hughes the number of oil rigs in USA has increased to 857 until 21st April up by 10 compared to last week and by 426 compared to 24th April 2016. Guar gum is used in hydraulic fracturing for extracting oil and gas; therefore as the number of oil rigs is increasing demand for guar gum is also expected to increase. The number of oil rigs is expected to increase further in coming months which will provide support to guar gum prices.

The wholesale price index of guar seed has increased slightly from 239.8 in February 2017 to 277.3 in March 2017. The WPI for March 2017 is up by 55 compared to last year for the same month and down by 16.5 compared to March 2015.

As per market sources, in the month of February 2017 India has exported around 45000 tonnes of guar gum compared to around 26000 tonnes last year for the same month. For financial year 2016-17, in the first eleven months from April'16 to February'17 around 3.67 lakh tonnes of guar gum has been exported compared to 2.97 lakh tonnes in financial year 2015-16 for the same period.

According to IBIS (provisional data), export of guar seed products (Guar Powder, Split and Meal) have increased compared to last week. In the week (21-26 November), the exports were around 8625 metric tonnes compared to 7684 metric tonnes in the week (14-20 November). The export of all guar split and guar gum powder has increased.

According to IBIS (provisional data) for 21-26 November'16, the average \$FOB/Tonne has increased for guar split, guar meal and guar gum compared to last week. India has exported 5056 metric tonnes of guar gum powder at an average fob of \$1401.56/tonne, 1420 metric tonnes of guar split at an average fob of \$969.24/tonne and 2149 metric tonnes of guar meal at an average fob of \$497.99/tonne.

As far as Arrivals are concerned, Adampur (Haryana) market (biggest market of guar in North) reported lower arrivals (3050 quintals) compared to previous week 3700 quintals.

As far as arrivals are concerned Bikaner market, reported higher arrivals (2900 Quintals), arrivals compared to previous week 1600 quintals.

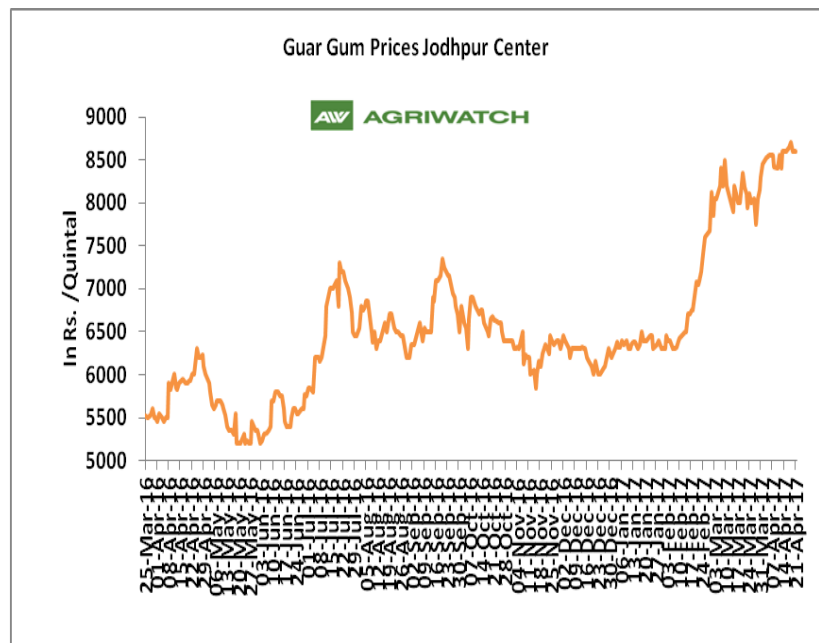
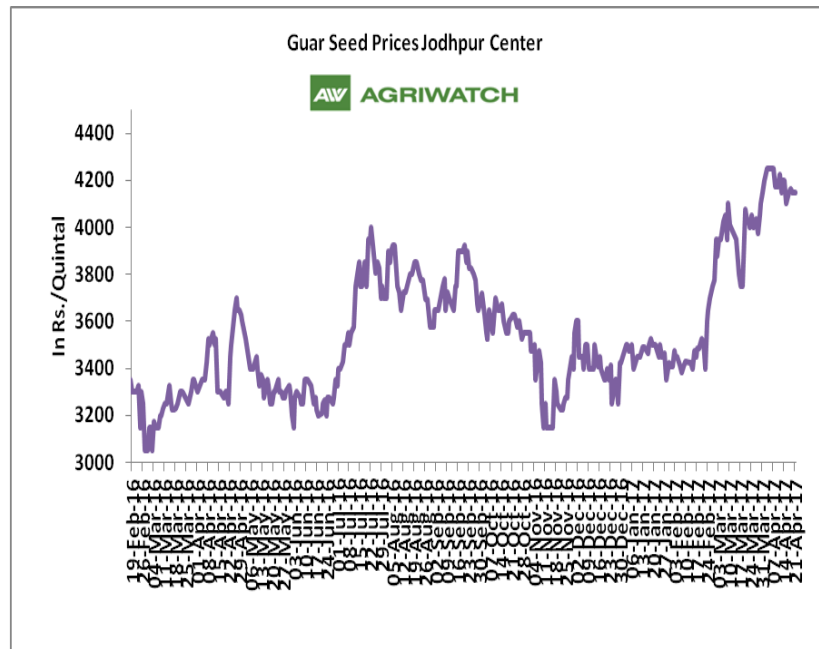
Recommendation:

Weekly Call - : Market participants are advised to Sell Guar seed at 3920 levels for a target of 3750 with a stop loss at 3977 on closing basis.

Guar Seed Fundamental Analysis and Outlook:-

Domestic Front

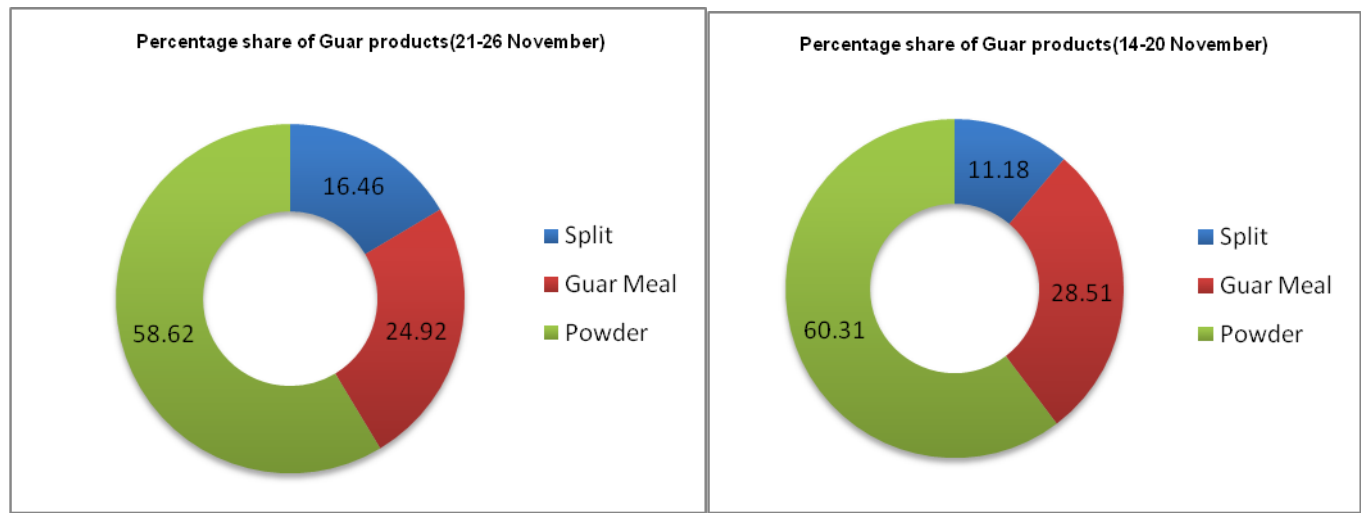
- In the week ended 21 April'17, Guar seed weekly average prices decreased by Rs 32.71 /- qtl during the week compared to previous week and settled at Rs 4152 per quintal.
- In addition, Guar gum weekly average prices were up by Rs. 146.43/- qtl and settled at Rs. 8621 per quintal. Firm demand for guar gum from domestic as well as overseas market led the prices up this week.
- According to third advance estimate for 2016-17 issued by Rajasthan's Department of Agriculture for Guar seed the area, production and yield are 3530007 hectares, 1404819 tonnes and 398 kg/hectare respectively. As compared to first advance estimate for 2016-17, the area, production and yield have decreased by 46932 hectares, 557605 tonnes and 151 kg/hectare respectively.
- According to third advance estimate issued by Gujarat's department of agriculture for guar seed the area, production and yield are 352000 hectares, 242000 tonnes and 687 kg/hectare respectively compared to final advance estimate issued in December the area, production and yield has been increased by 43000 hectares, 85000 tonnes and 56 kg/hectare.



Export Scenario

Export Scenario (21st - 26th November 2016)

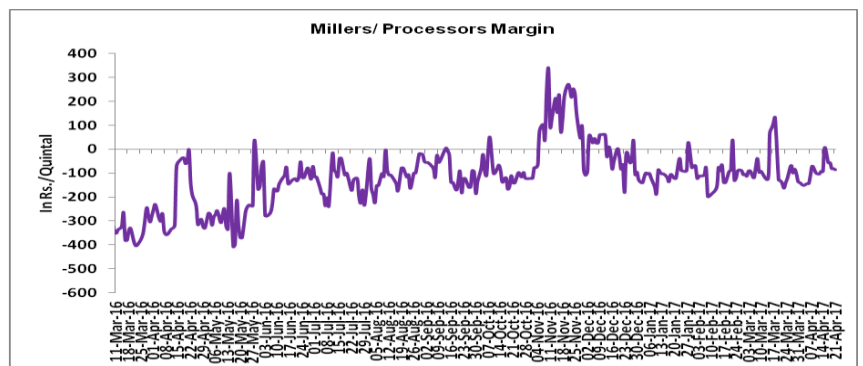
During this week 8625 tonnes of guar was exported out of which 5056 tonnes was guar gum powder, 2149 tonnes was guar meal and 1420 tonnes guar gum splits. As compared to last week, the export of guar gum powder and guar split has increased whereas export of guar meal has slightly decreased.



Millers/Processors Margin

In the week ended 21 April '17, average crush margin is Rs. -63.58/Quintal, compared to last week's -93.43/Quintal. Therefore crushing is not favorable for Millers/Processors.

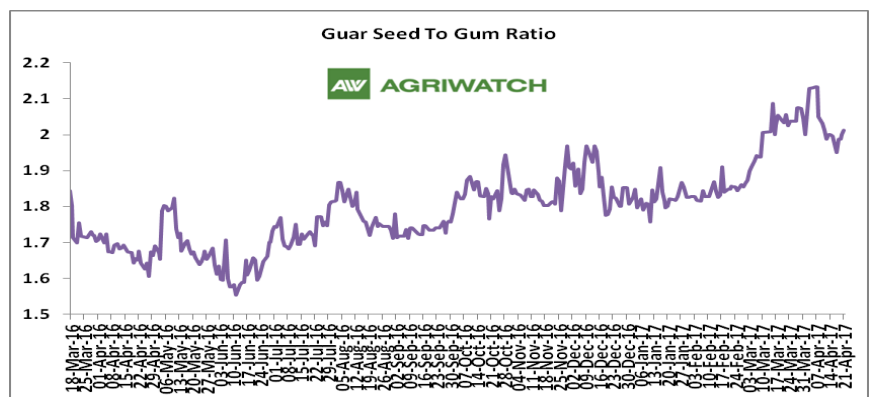
Higher degree of increase in guar gum prices compared to guar seed prices led the margin up this week.



Guar Seed to Gum Ratio:

Ratio of guar seed to guar gum for week ended 21 April'17 is 2.08, higher compared to last week's 2.03

Overall, buoyant demand of gum from overseas and good demand of seed from millers has increased the overall ratio.





Technical Analysis (Guar Seed)

Commodity: Guar Seed 10MT
Contract: May

Exchange: NCDEX
Expiry: May 19, 2017



Technical Commentary:

- Fall in price and open interest indicates long liquidation.
- RSI is moving in neutral region.
- Last candlestick depicts bearishness in market.
- Prices closed below 9 and 18 day EMAs

Strategy: Sell

Weekly Supports & Resistances			S1	S2	PCP	R1	R2
Guar Seed 10MT	NCDEX	May	3705	3670	3913	4035	4080
Weekly Trade Call			Call	Entry	T1	T2	SL
Guar Seed 10MT	NCDEX	May	Sell	Below 3920	3825	3750	3977



Technical Analysis (Guar Gum)

Commodity: Guar Gum
Contract: May

Exchange: NCDEX
Expiry: May 19, 2017

Guar Gum (May Weekly Chart)



Technical Commentary:

- Fall in price and open interest indicates long liquidation.
- Prices closed above 9 and 18 days EMAs.
- RSI is moving down in neutral region.

Strategy: Sell

Weekly Supports & Resistances			S1	S2	PCP	R1	R2
Guar Gum	NCDEX	May	7630	7505	8348	8695	8880
Weekly Trade Call			Call	Entry	T1	T2	SL
Guar Gum	NCDEX	May	Sell	Below 8285	8020	7815	8444

Guar Seed & Gum Prices at Key Spot Markets

Guar by – Products Weekly Average Prices (Prices in Rs/75kg)				
Commodity	Centre	15th to 21st Apr.17	08th to 14th Apr.17	Change
Churi	Jodhpur	1568	1646	-79
Korma	Jodhpur	1951	1991	-39
Churi	Sri-Ganganagar	1400	1533	-133
Korma	Sri-Ganganagar	1809	1856	-47

Guar Export Weekly Average Prices (Prices in \$/MT)				
Commodity	Variety	15th to 21st Apr.17	08th to 14th Apr.17	Change
Guargum Split		1338	1316	22
Guargum Powder	200 Mesh 5000 CPS	1622	1626	-4
	200 Mesh 3500 CPS	1545	1548	-4
Guargum Meal	40%	336	357	-21
	50%	408	419	-11

Guar Seed Weekly Average Prices:					
Commodity	District	Centre	Weekly Prices (Average) (Rs/Qtl)		Change
Guar Seed			15th to 21st Apr.17	08th to 14th Apr.17	
Rajasthan	Jodhpur	Jodhpur (Loose)	3994	4035	-41
		Jodhpur(Delivery)	4144	4185	-41
	Sri-Ganganagar	Sri-Ganganagar(Loose)	3933	3933	Unch
		Sri-Ganganagar (Delivery)	4125	4117	8
		Rawla (Loose)	3863	3875	-13
		Gharsana (Loose)	3857	3896	-39
		Raisinghnagar (Loose)	3855	3919	-64
	Bikaner	Bikaner (Loose)	3855	3913	-58
		Bikaner (Delivery)	4005	4063	-58
		Nokha(Loose)	3818	3812	6
		Nokha (Delivery)	3956	3949	7
		Khajuwala (Loose)	3860	3900	-40
		Khajuwala (Delivery)	4014	4056	-42
		Lunkaransar (Loose)	3800	3835	-35
	Hanumangarh	Hanumangarh (Loose)	3914	3864	50
		Hanumangarh (Delivery)	4064	4014	50
		Nohar (Loose)	3903	3925	-22

		Pilibanga (Loose)	3908	3843	66
	Nagaur	Nagaur (Loose)	3858	3858	Unch
	Churu	Churu (Delivery)	4000	3950	50
	Alwar	Alwar (Loose)	3767	3675	92
Haryana	Hisar	Adampur (Loose)	3933	3983	-50
		Adampur (Delivery)	4083	4133	-50
	Bhiwani	Bhiwani (Delivery)	3993	4038	-45
		Siwani (Loose)	3983	4002	-18
	Sirsa	Sirsa (Loose)	3883	3918	-34
		Dhabwali (Loose)	3871	3878	-8
		Dhabwali (Delivery)	4021	4028	-8
		Ellanabad (Loose)	3950	3883	67
	Fatehabad	Fatehabad (Loose)	4000	3933	67
Gujarat	Banaskantha	Deesa (Loose)	3770	3756	14
	Patan	Patan (Loose)	3741	3795	-54
	Rajkot	Rajkot (Loose)	3756	3844	-88
	Jamnagar	Dhrol (Loose)	3433	3753	-320
Madhya Pradesh	Gwalior	Dabra (Loose)	4000	4000	Unch
Guar Gum					
Rajasthan	Jodhpur	Jodhpur	8625	8475	150
	Alwar	Alwar	8617	8350	267
	Hanumangarh	Nohar	8650	8550	100
Haryana	Bhiwani	Bhiwani	8258	8577	-318
	Sirsa	Sirsa	8642	8521	121
		Dhabwali	8617	8533	83
		Ellanabad	8625	8567	58
	Fatehabad	Fatehabad	8600	8367	233

Week on Week Price: Scenario of Guarseed and Guargum						
Commodity	District	Centre	Today	Week Ago	Month Ago	Year Ago
Guar Seed			21-Apr-17	14-Apr-17	21-Mar-17	21-Apr-16
Rajasthan	Jodhpur	Jodhpur (Loose)	4000	4051	3875	3100
		Jodhpur(Delivery)	4150	4201	4025	3250
	Sri-Ganganagar	Sri-Ganganagar(Loose)	3900	3900	3761	3250
		Sri-Ganganagar (Delivery)	4100	4150	3911	3350
		Rawla (Loose)	3800	3900	3750	3200
		Gharsana (Loose)	3800	3946	3660	3210

		Raisinghnagar (Loose)	3825	3950	3700	3200
	Bikaner	Bikaner (Loose)	3820	3960	3775	3200
		Bikaner (Delivery)	3970	4110	3925	3350
		Nokha(Loose)	3730	3880	3700	3200
		Nokha (Delivery)	3864	4020	3833	3315
		Khajuwala (Loose)	3810	3900	3775	3250
		Khajuwala (Delivery)	3962	4056	3926	3380
		Lunkaransar (Loose)	3800	3800	3675	3200
	Hanumangarh	Hanumangarh (Loose)	3830	Closed	3715	3220
		Hanumangarh (Delivery)	3980	Closed	3865	3370
		Nohar (Loose)	3850	3970	3725	3250
		Pilibanga (Loose)	NA	3900	3650	3150
	Nagaur	Nagaur (Loose)	3800	3850	3600	3200
	Churu	Churu (Delivery)	3950	3900	3800	3350
	Alwar	Alwar (Loose)	3700	3650	3600	3200
Haryana	Hisar	Adampur (Loose)	3875	4150	3750	3350
		Adampur (Delivery)	4025	4300	3900	3500
	Bhiwani	Bhiwani (Delivery)	4000	4100	3850	3450
		Siwani (Loose)	3950	4080	3850	3400
	Sirsa	Sirsa (Loose)	3850	3980	3785	3250
		Dhabwali (Loose)	3900	3870	3810	3225
		Dhabwali (Delivery)	4050	4020	3960	3375
		Ellanabad (Loose)	NA	3950	3725	3215
	Fatehabad	Fatehabad (Loose)	NA	NR	3600	3450
Gujarat	Banaskantha	Deesa (Loose)	3835	3725	3575	NA
	Patan	Patan (Loose)	3670	3905	3580	3050
	Rajkot	Rajkot (Loose)	3625	3850	3585	3175
	Jamnagar	Dhrol (Loose)	NA	3755	3285	3095
Madhya Pradesh	Gwalior	Dabra (Loose)	NA	NA	NA	3500
Guar Gum						
Rajasthan	Jodhpur	Jodhpur	8600	8600	8175	5925
	Alwar	Alwar	8500	8300	8000	5900
	Hanumangarh	Nohar	8500	8600	8500	5900
Haryana	Bhiwani	Bhiwani	8125	8670	8550	5850
	Sirsa	Sirsa	8550	8800	8200	5900
		Dhabwali	8550	8700	8250	6000
		Ellanabad	NA	8700	8150	6100
	Fatehabad	Fatehabad	NA	NR	8200	5900

Guar Cumulative Arrivals in Key Centers:					
Commodity	District	Centre	Weekly Arrivals (Quintals)		Change
Guar Seed			15th to 21st Apr.17	08th to 14th Apr.17	
Rajasthan	Jodhpur	Jodhpur	1436	1088	348
	Sri-Ganganagar	Sri-Ganganagar	3500	2650	850
		Rawla	1000	1900	-900
		Gharsana	700	1000	-300
		Raisinghnagar	790	1150	-360
	Bikaner	Bikaner	2900	1600	1300
		Nokha	4700	4000	700
		Khajuwala	2050	1700	350
		Lunkaransar	2400	1600	800
	Hanumangarh	Hanumangarh	80	302	-222
		Nohar	4000	3500	500
		Pilibanga	250	818	-568
	Nagaur	Nagaur	1150	1450	-300
	Churu	Churu	7200	3600	3600
	Alwar	Alwar	2900	1600	1300
Haryana	Hisar	Adampur	3050	3700	-650
	Bhiwani	Bhiwani	5100	4300	800
		Siwani	4500	4800	-300
	Sirsa	Sirsa	500	4000	-3500
		Dhabwali	800	1150	-350
		Ellanabad	50	595	-545
	Fatehabad	Fatehabad	20	310	-290
Gujarat	Banaskantha	Deesa	262	384	-122
	Patan	Patan	775	584	191
	Rajkot	Rajkot	730	855	-125
	Jamnagar	Dhrol	7	63	-56
Madhya Pradesh	Gwalior	Dabra	600	300	300
Total Arrivals/Above Markets			51450	48999	2451

Disclaimer

The information and opinions contained in the document have been compiled from sources believed to be reliable. The company does not warrant its accuracy, completeness and correctness. Use of data and information contained in this report is at your own risk. This document is not, and should not be construed as, an offer to sell or solicitation to buy any commodities. This document may not be reproduced, distributed or published, in whole or in part, by any recipient hereof for any purpose without prior permission from the Company. IASL and its affiliates and/or their officers, directors and employees may have positions in any commodities mentioned in this document (or in any related investment) and may from time to time add to or dispose of any such commodities (or investment). Please see the detailed disclaimer at <http://www.agriwatch.com/Disclaimer.php> © 2017 Indian Agribusiness Systems Pvt Ltd.