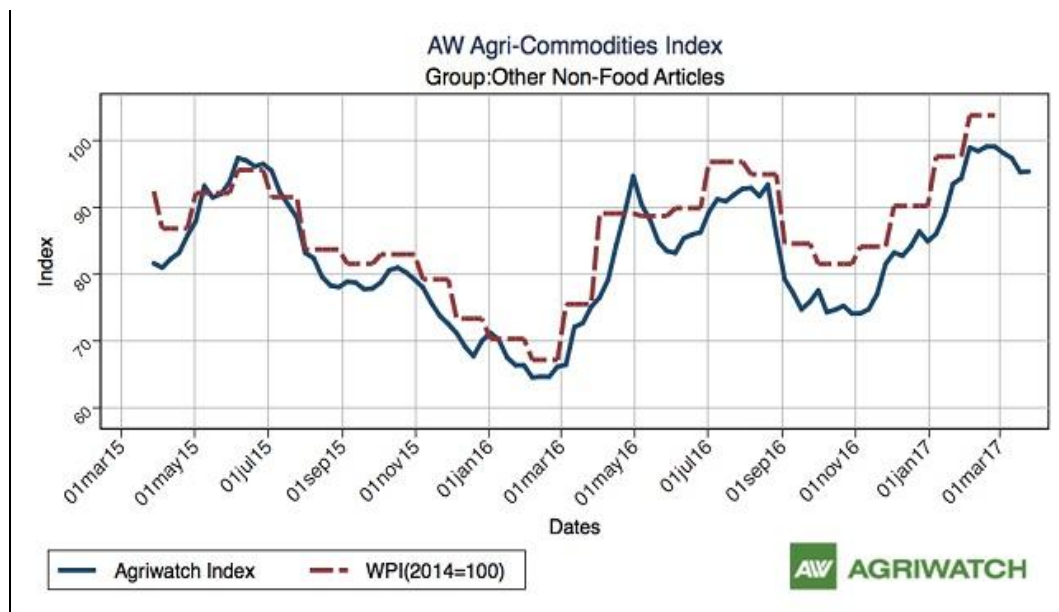


Guar Weekly Research Report

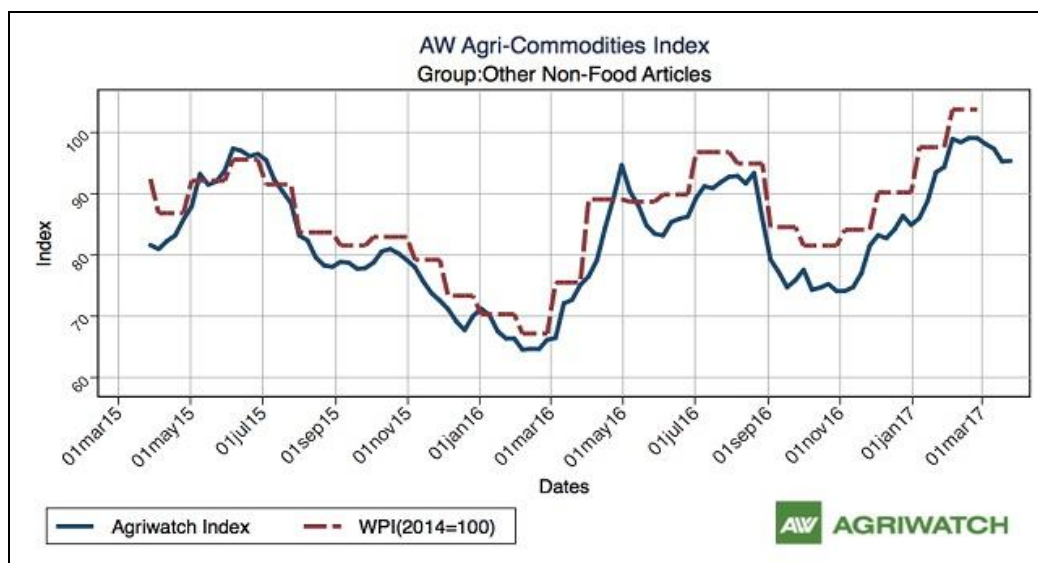
Contents

- ❖ Agriwatch Agri Commodity Index
- ❖ Executive Summary
- ❖ Recommendations
- ❖ Domestic Market Fundamentals
- ❖ Export Scenario
- ❖ Processing Margins
- ❖ Technical Analysis (Futures Market)
- ❖ Guar Seed & Gum Prices at Key Spot Markets

Agriwatch Agri Commodity Index



The Agriwatch Agri Commodities Index rose 0.74% to 110.34 during the week ended March 25, 2017 from 109.53 during the previous week led by higher cereals and pulses. The base for the Index and all sub-Indices is 2014 (= 100).



The Agriwatch Agri commodity other non-food articles Index increased by 0.08% to 95.34 during the week ended March 25, 2017.

Agriwatch has recently launched its AW Agri Commodity Indices to enable organizations access independent Indices to track and use to benchmark their purchases and sales. The Indices are based on the daily prices in the key benchmark markets for each commodity that AW has been covering for the past decade. The indices include an Aggregate Index, Category Indices and individual commodity indices. The weekly indices are free to access on our website www.agriwatch.com. The daily indices are available on subscription. Please contact for more details.

Executive Summary

Domestic Guar Seed Market Summary

All India weekly average prices decreased by 1.87 percent to Rs. 3571.16 per quintal during the week ended 30th April 2017. Guar seed average price were ruling at Rs 3639.29 per quintal during 16-23 April 2017. As compared to prices in the week 24-30 April 2016, the prices are firm by 8.80 percent. Prices are expected to remain range bound to slightly weak in coming days.

As per market sources, in the month of March 2017 India has exported around 56000 tonnes of guar gum compared to around 28000 tonnes last year for the same month. In fiscal year 2016-17, around 4.23 lakh tonnes of guar gum has been exported compared to 3.25 lakh tonnes in 2015-16. Guar gum is used in hydraulic fracturing for extracting oil and gas; therefore as the number of oil rigs is increasing demand for guar gum is also expected to increase further.

As per data released by baker hughes the number of oil rigs in USA has increased to 870 until 28th April up by 13 compared to last week and by 450 compared to 29th April 2016. Guar gum is used in hydraulic fracturing for extracting oil and gas; therefore as the number of oil rigs is increasing demand for guar gum is also expected to increase. The number of oil rigs is expected to increase further in coming months which will provide support to guar gum prices.

The wholesale price index of guar seed has increased slightly from 239.8 in February 2017 to 277.3 in March 2017. The WPI for March 2017 is up by 55 compared to last year for the same month and down by 16.5 compared to March 2015.

As per market sources, in the month of February 2017 India has exported around 45000 tonnes of guar gum compared to around 26000 tonnes last year for the same month. For financial year 2016-17, in the first eleven months from April'16 to February'17 around 3.67 lakh tonnes of guar gum has been exported compared to 2.97 lakh tonnes in financial year 2015-16 for the same period.

According to IBIS (provisional data), export of guar seed products (Guar Powder, Split and Meal) have increased compared to last week. In the week (21-26 November), the exports were around 8625 metric tonnes compared to 7684 metric tonnes in the week (14-20 November). The export of all guar split and guar gum powder has increased.

As far as Arrivals are concerned, Adampur (Haryana) market (biggest market of guar in North) reported lower arrivals (1600 quintals) compared to previous week 3050 quintals.

As far as arrivals are concerned Bikaner market, reported lower arrivals (2600 Quintals), arrivals compared to previous week 2900 quintals.

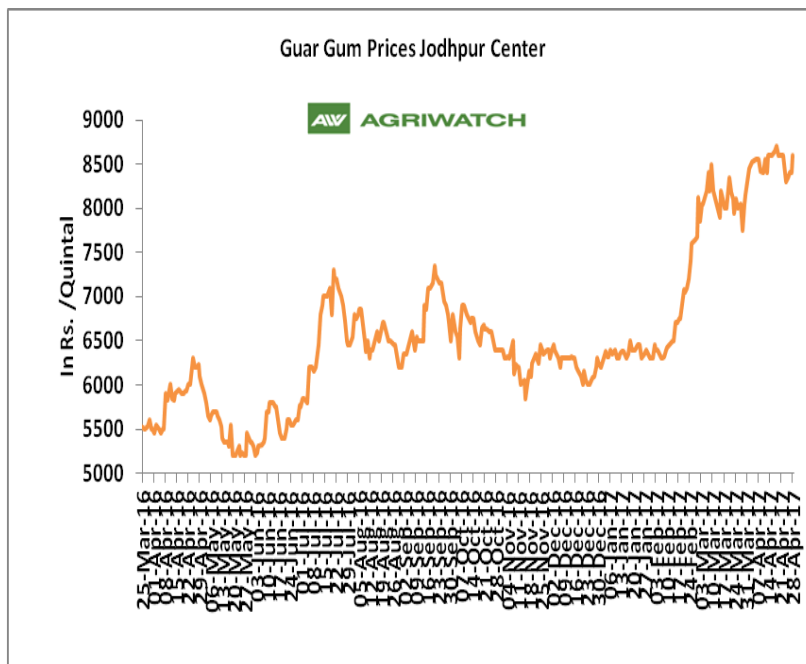
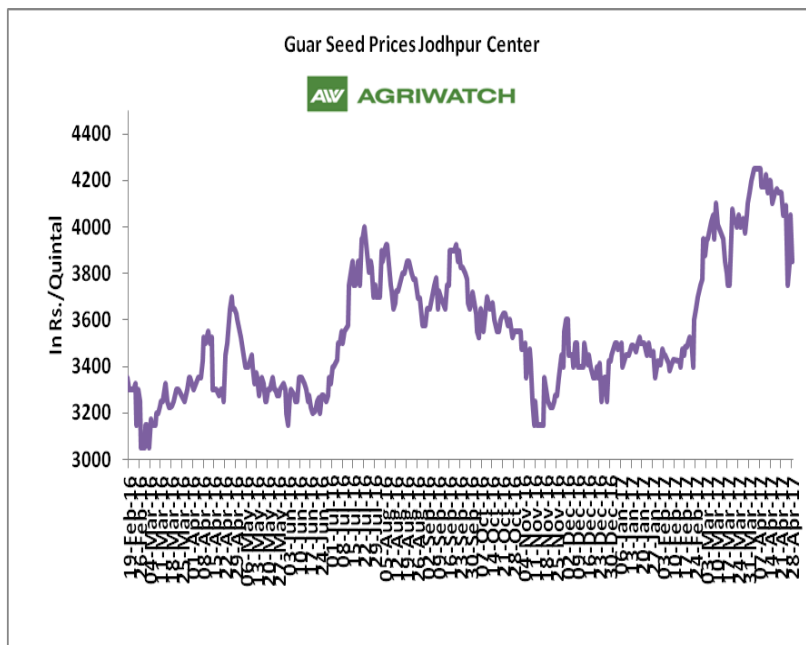
Recommendation:

Weekly Call - : Market participants are advised to Sell Guar seed at 3875 levels for a target of 3705 with a stop loss at 39236 on closing basis.

Guar Seed Fundamental Analysis and Outlook:-

Domestic Front

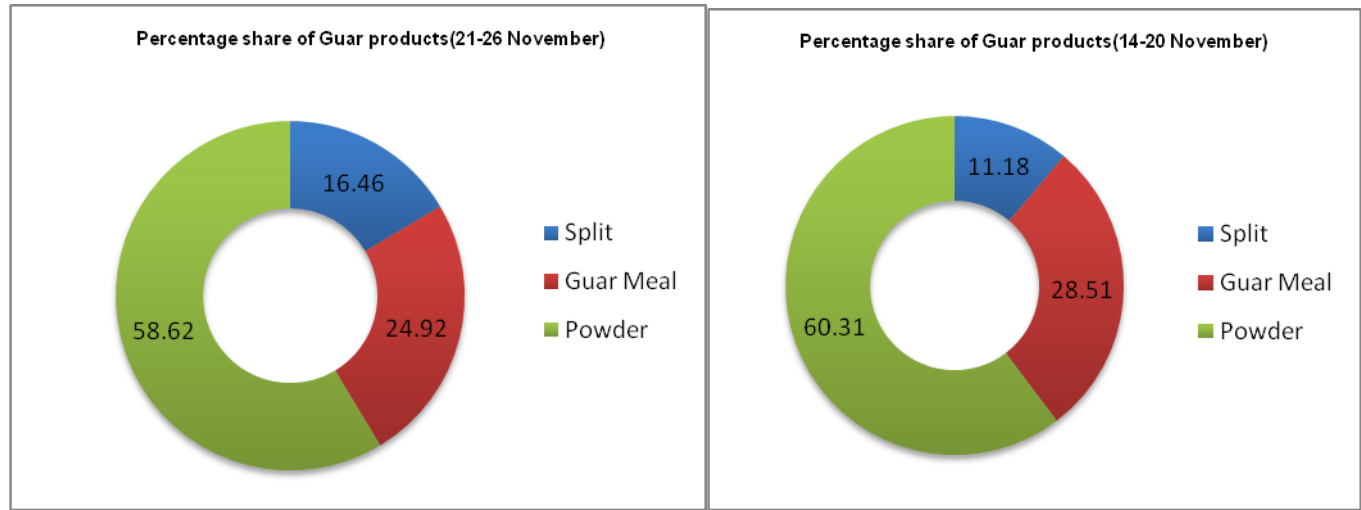
- In the week ended 28 April'17, Guar seed weekly average prices decreased by Rs 213.95 /- qtl during the week compared to previous week and settled at Rs 3938 per quintal.
- In addition, Guar gum weekly average prices were down by Rs. 179.76/- qtl and settled at Rs. 8442 per quintal. Weak demand for guar gum from domestic as well as overseas market led the prices down this week.
- According to third advance estimate for 2016-17 issued by Rajasthan's Department of Agriculture for Guar seed the area, production and yield are 3530007 hectares, 1404819 tonnes and 398 kg/hectare respectively. As compared to first advance estimate for 2016-17, the area, production and yield have decreased by 46932 hectares, 557605 tonnes and 151 kg/hectare respectively.
- According to third advance estimate issued by Gujarat's department of agriculture for guar seed the area, production and yield are 352000 hectares, 242000 tonnes and 687 kg/hectare respectively compared to final advance estimate issued in December the area, production and yield has been increased by 43000 hectares, 85000 tonnes and 56 kg/hectare.



Export Scenario

Export Scenario (21st - 26th November 2016)

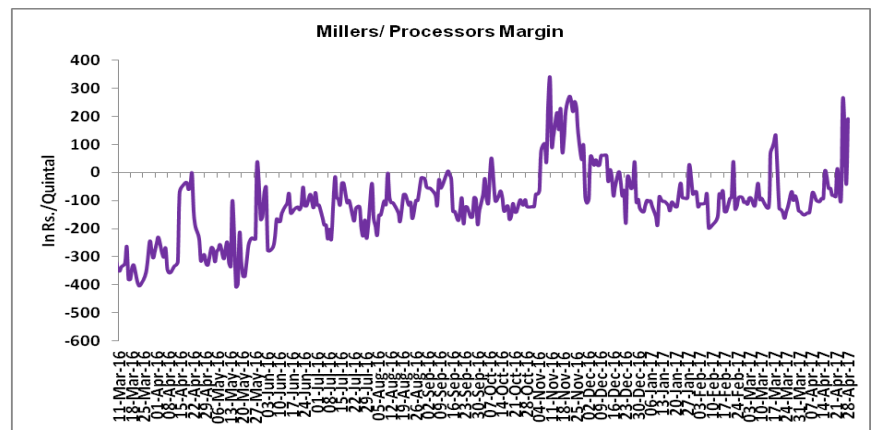
During this week 8625 tonnes of guar was exported out of which 5056 tonnes was guar gum powder, 2149 tonnes was guar meal and 1420 tonnes guar gum splits. As compared to last week, the export of guar gum powder and guar split has increased whereas export of guar meal has slightly decreased.



Millers/Processors Margin

In the week ended 28 April '17, average crush margin is Rs. 81.87/Quintal, compared to last week's -93.43/Quintal. Therefore crushing is favorable for Millers/Processors.

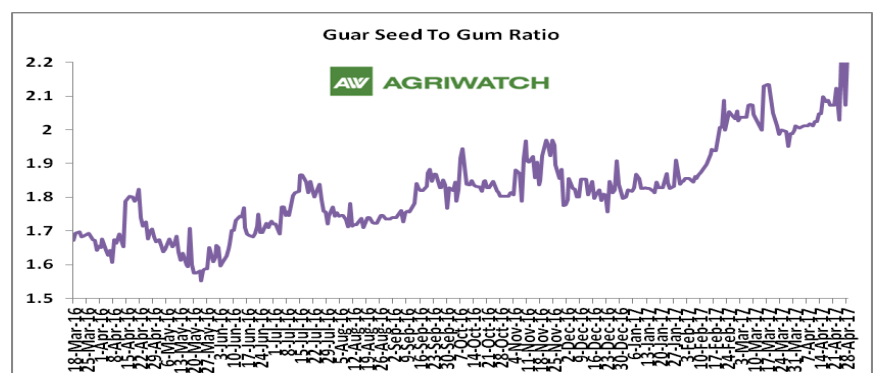
Higher degree of increase in guar gum prices compared to guar seed prices led the margin up this week.



Guar Seed to Gum Ratio:

Ratio of guar seed to guar gum for week ended 28 April'17 is 2.15, higher compared to last week's 2.08

Overall, buoyant demand of gum from overseas and good demand of seed from millers has increased the overall ratio.





Technical Analysis (Guar Seed)

Commodity: Guar Seed 10MT
Contract: May

Exchange: NCDEX
Expiry: May 19, 2017

Guar Seed 10MT (May Weekly Chart)



Technical Commentary:

- Fall in price and open interest indicates long liquidation.
- RSI is moving in neutral region.
- Last candlestick depicts bearishness in market.
- Prices closed below 9 and 18 day EMAs

Strategy: Sell

Weekly Supports & Resistances			S1	S2	PCP	R1	R2
Guar Seed 10MT	NCDEX	May	3655	3610	3866	4005	4070
Weekly Trade Call			Call	Entry	T1	T2	SL
Guar Seed 10MT	NCDEX	May	Sell	Below 3875	3790	3705	3926



Technical Analysis (Guar Gum)

Commodity: Guar Gum
Contract: May

Exchange: NCDEX
Expiry: May 19, 2017

Guar Gum (May Weekly Chart)



Technical Commentary:

- Rise in price and fall in open interest indicates short covering.
- Prices closed above 9 and 18 days EMAs.
- RSI is moving in neutral region.

Strategy: Buy

Weekly Supports & Resistances			S1	S2	PCP	R1	R2
Guar Gum	NCDEX	May	8105	8020	8356	8795	8910
Weekly Trade Call			Call	Entry	T1	T2	SL
Guar Gum	NCDEX	May	Buy	Above 8335	8525	8660	8221

Guar Seed & Gum Prices at Key Spot Markets

Guar by – Products Weekly Average Prices (Prices in Rs/75kg)				
Commodity	Centre	22th to 28th Apr.17	15th to 21th Apr.17	Change
Churi	Jodhpur	1558	1568	-9
Korma	Jodhpur	1938	1951	-14
Churi	Sri-Ganganagar	1397	1400	-4
Korma	Sri-Ganganagar	1813	1809	3

Guar Export Weekly Average Prices (Prices in \$/MT)				
Commodity	Variety	22th to 28th Apr.17	15th to 21th Apr.17	Change
Guargum Split		1293	1338	-45
Guargum Powder	200 Mesh 5000 CPS	1604	1622	-18
	200 Mesh 3500 CPS	1526	1545	-18
Guargum Meal	40%	327	336	-9
	50%	404	408	-4

Guar Seed Weekly Average Prices:					
Commodity	District	Centre	Weekly Prices (Average) (Rs/Qtl)		Change
Guar Seed			22th to 28th Apr.17	15th to 21th Apr.17	
Rajasthan	Jodhpur	Jodhpur (Loose)	3788	3994	-206
		Jodhpur(Delivery)	3938	4144	-206
	Sri-Ganganagar	Sri-Ganganagar(Loose)	3758	3933	-175
		Sri-Ganganagar (Delivery)	3900	4125	-225
		Rawla (Loose)	3718	3863	-145
		Gharsana (Loose)	3717	3857	-140
		Raisinghnagar (Loose)	3724	3855	-131
	Bikaner	Bikaner (Loose)	3754	3855	-101
		Bikaner (Delivery)	3904	4005	-101
		Nokha(Loose)	3661	3818	-157
		Nokha (Delivery)	3793	3956	-163
		Khajuwala (Loose)	3725	3860	-135
		Khajuwala (Delivery)	3874	4014	-140
		Lunkaransar (Loose)	3683	3800	-117
	Hanumangarh	Hanumangarh (Loose)	3830	3914	-84
		Hanumangarh (Delivery)	3980	4064	-84
		Nohar (Loose)	3797	3903	-107

		Pilibanga (Loose)	3693	3908	-216
	Nagaur	Nagaur (Loose)	3788	3858	-71
	Churu	Churu (Delivery)	3900	4000	-100
	Alwar	Alwar (Loose)	3625	3767	-142
Haryana	Hisar	Adampur (Loose)	3779	3933	-154
		Adampur (Delivery)	3929	4083	-154
	Bhiwani	Bhiwani (Delivery)	3865	3993	-128
		Siwani (Loose)	3846	3983	-138
	Sirsa	Sirsa (Loose)	3757	3883	-127
		Dhabwali (Loose)	3600	3871	-271
		Dhabwali (Delivery)	3600	4021	-421
		Ellanabad (Loose)	3758	3950	-192
	Fatehabad	Fatehabad (Loose)	3145	4000	-855
Gujarat	Banaskantha	Deesa (Loose)	3638	3770	-133
	Patan	Patan (Loose)	3591	3741	-150
	Rajkot	Rajkot (Loose)	3611	3756	-145
	Jamnagar	Dhrol (Loose)	2353	3433	-1080
Madhya Pradesh	Gwalior	Dabra (Loose)	NA	4000	-
Guar Gum					
Rajasthan	Jodhpur	Jodhpur	8442	8625	-183
	Alwar	Alwar	8333	8617	-283
	Hanumangarh	Nohar	8433	8650	-217
Haryana	Bhiwani	Bhiwani	8188	8258	-70
	Sirsa	Sirsa	8442	8642	-200
		Dhabwali	8350	8617	-267
		Ellanabad	8333	8625	-292
	Fatehabad	Fatehabad	6880	8600	-1720

Week on Week Price: Scenario of Guarseed and Guargum:						
Commodity	District	Centre	Today	Week Ago	Month Ago	Year Ago
Guar Seed			28-Apr-17	21-Apr-17	28-Mar-17	28-Apr-16
Rajasthan	Jodhpur	Jodhpur (Loose)	3700	4000	3825	3500
		Jodhpur(Delivery)	3850	4150	3975	3650
	Sri-Ganganagar	Sri-Ganganagar(Loose)	3725	3900	3700	3350
		Sri-Ganganagar (Delivery)	3850	4100	3850	3450
		Rawla (Loose)	3670	3800	3680	3300
		Gharsana (Loose)	3700	3800	3620	3290

		Raisinghnagar (Loose)	3700	3825	3700	3325
	Bikaner	Bikaner (Loose)	Closed	3820	3700	3300
		Bikaner (Delivery)	Closed	3970	3850	3450
		Nokha(Loose)	Closed	3730	3670	3270
		Nokha (Delivery)	Closed	3864	3802	3388
		Khajuwala (Loose)	NR	3810	3740	3320
		Khajuwala (Delivery)	NR	3962	3890	3453
		Lunkaransar (Loose)	3700	3800	3600	3300
	Hanumangarh	Hanumangarh (Loose)	NA	3830	3750	3150
		Hanumangarh (Delivery)	NA	3980	3900	3300
		Nohar (Loose)	3800	3850	3725	3300
		Pilibanga (Loose)	3725	NA	3650	3200
	Nagaur	Nagaur (Loose)	Closed	3800	3500	3200
	Churu	Churu (Delivery)	3900	3950	3800	3400
	Alwar	Alwar (Loose)	3600	3700	3600	3250
Haryana	Hisar	Adampur (Loose)	3800	3875	3675	3350
		Adampur (Delivery)	3950	4025	3825	3500
	Bhiwani	Bhiwani (Delivery)	3870	4000	3725	3500
		Siwani (Loose)	3840	3950	3850	3450
	Sirsa	Sirsa (Loose)	3800	3850	3725	3300
		Dhabwali (Loose)	3600	3900	3700	3225
		Dhabwali (Delivery)	3600	4050	3850	3375
		Ellanabad (Loose)	3750	NA	3700	3276
	Fatehabad	Fatehabad (Loose)	NR	NA	3700	3600
Gujarat	Banaskantha	Deesa (Loose)	3675	3835	3545	NA
	Patan	Patan (Loose)	Closed	3670	3645	3245
	Rajkot	Rajkot (Loose)	3500	3625	3560	3600
	Jamnagar	Dhrol (Loose)	NA	NA	3400	3325
Madhya Pradesh	Gwalior	Dabra (Loose)	NA	NA	NA	3500
Guar Gum						
Rajasthan	Jodhpur	Jodhpur	8600	8600	7750	6225
	Alwar	Alwar	8300	8500	7800	6200
	Hanumangarh	Nohar	8400	8500	7800	6200
Haryana	Bhiwani	Bhiwani	8280	8125	8000	6100
	Sirsa	Sirsa	8400	8550	8000	6200
		Dhabwali	8350	8550	8000	6000
		Ellanabad	8350	NA	8000	6100
	Fatehabad	Fatehabad	NR	NA	8000	6000

Guar Cumulative Arrivals in Key Centers:					
Commodity	District	Centre	Weekly Arrivals (Quintals)		Change
Guar Seed			22th to 28th Apr.17	15th to 21th Apr.17	
Rajasthan	Jodhpur	Jodhpur	1384	1436	-52
	Sri-Ganganagar	Sri-Ganganagar	3400	3500	-100
		Rawla	800	1000	-200
		Gharsana	470	700	-230
		Raisinghnagar	1750	790	960
	Bikaner	Bikaner	2600	2900	-300
		Nokha	2300	4700	-2400
		Khajuwala	1400	2050	-650
		Lunkaransar	1950	2400	-450
	Hanumangarh	Hanumangarh	NA	80	-
		Nohar	5200	4000	1200
		Pilibanga	400	250	150
	Nagaur	Nagaur	650	1150	-500
	Churu	Churu	5700	7200	-1500
	Alwar	Alwar	2600	2900	-300
Haryana	Hisar	Adampur	1600	3050	-1450
	Bhiwani	Bhiwani	5700	5100	600
		Siwani	6000	4500	1500
	Sirsa	Sirsa	850	500	350
		Dhabwali	100	800	-700
		Ellanabad	600	50	550
	Fatehabad	Fatehabad	NA	20	-
Gujarat	Banaskantha	Deesa	1059	262	797
	Patan	Patan	463	775	-312
	Rajkot	Rajkot	332	730	-398
	Jamnagar	Dhrol	28	7	21
Madhya Pradesh	Gwalior	Dabra	NA	600	-
Total Arrivals/Above Markets			47336	51450	-4114

Disclaimer

The information and opinions contained in the document have been compiled from sources believed to be reliable. The company does not warrant its accuracy, completeness and correctness. Use of data and information contained in this report is at your own risk. This document is not, and should not be construed as, an offer to sell or solicitation to buy any commodities. This document may not be reproduced, distributed or published, in whole or in part, by any recipient hereof for any purpose without prior permission from the Company. IASL and its affiliates and/or their officers, directors and employees may have positions in any commodities mentioned in this document (or in any related investment) and may from time to time add to or dispose of any such commodities (or investment). Please see the detailed disclaimer at <http://www.agriwatch.com/Disclaimer.php> © 2017 Indian Agribusiness Systems Pvt Ltd.