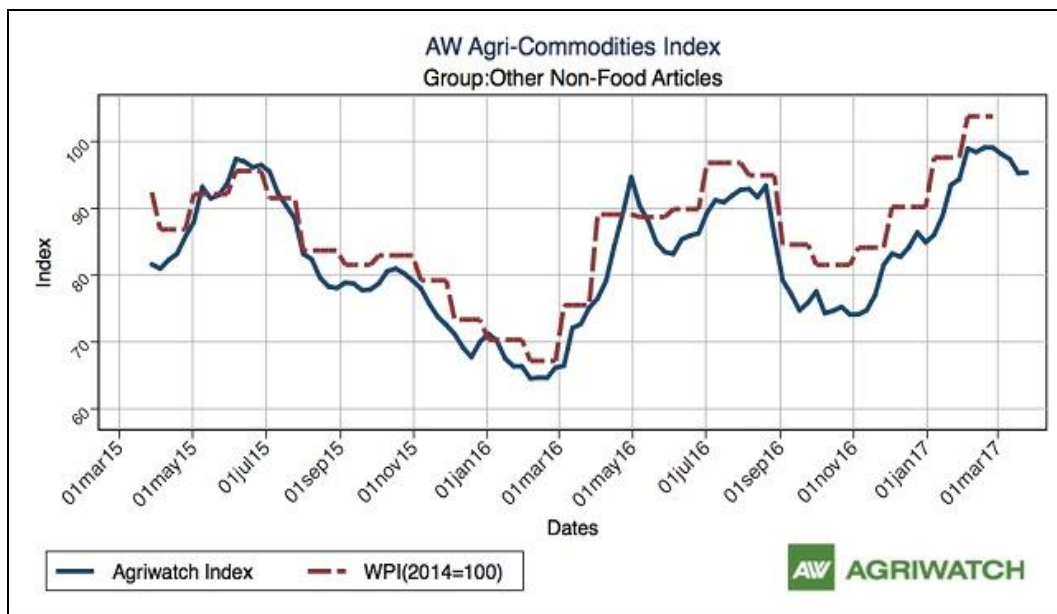


Guar Weekly Research Report

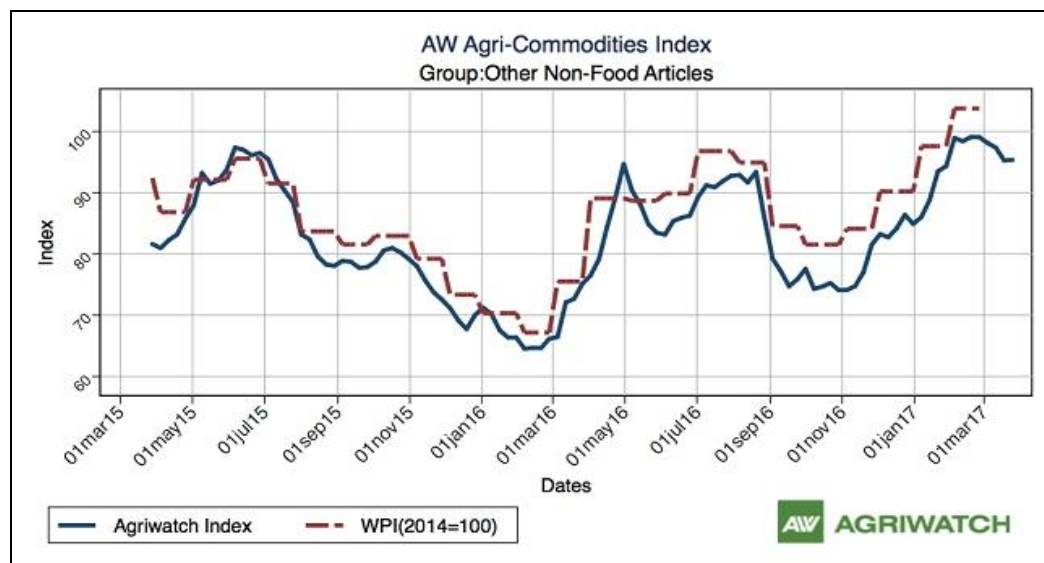
Contents

- ❖ Agriwatch Agri Commodity Index
- ❖ Executive Summary
- ❖ Recommendations
- ❖ Domestic Market Fundamentals
- ❖ Export Scenario
- ❖ Processing Margins
- ❖ Technical Analysis (Futures Market)
- ❖ Guar Seed & Gum Prices at Key Spot Markets

Agriwatch Agri Commodity Index



The Agriwatch Agri Commodities Index rose 0.74% to 110.34 during the week ended March 25, 2017 from 109.53 during the previous week led by higher cereals and pulses. The base for the Index and all sub-Indices is 2014 (= 100).



The Agriwatch Agri commodity other non-food articles Index increased by 0.08% to 95.34 during the week ended March 25, 2017.

Agriwatch has recently launched its AW Agri Commodity Indices to enable organizations access independent Indices to track and use to benchmark their purchases and sales. The Indices are based on the daily prices in the key benchmark markets for each commodity that AW has been covering for the past decade. The indices include an Aggregate Index, Category Indices and individual commodity indices. The weekly indices are free to access on our website www.agriwatch.com. The daily indices are available on subscription. Please contact for more details.

Executive Summary

Domestic Guar Seed Market Summary

All India weekly average prices decreased by 1.92 percent to Rs. 3076.25 per quintal during the week ended 08th June 2017. Guar seed average price were ruling at Rs 3136.47 per quintal during 24-31 May 2017. As compared to prices in the week 01-08 June 2016, the prices are firm by 4.51 percent. Prices are expected to remain range bound to slightly weak in coming days.

As per IMD, India's monsoon rains are expected to reach 98 percent of the long term average higher by 2 percent points compared to its previous forecast. A weak El Nino is likely to develop during second half of the year. Monsoon is also likely to receive a boost from Indian Ocean dipole (IOD) as weak positive IOD conditions are likely to develop during monsoon season.

As per data released by Baker Hughes the number of oil rigs in USA has increased to 927 until 09th June up by 11 compared to last week and by 513 compared to 10th June 2016. Guar gum is used in hydraulic fracturing for extracting oil and gas; therefore, as the number of oil rigs is increasing demand for guar gum is also expected to increase. The number of oil rigs is expected to increase further in coming months, which will provide support to guar gum prices.

The wholesale price index of guar seed has increased slightly from 86.6 in March 2017 to 90.3 in April 2017. The WPI for April 2017 is up by 17 compared to last year for the same month and down by 7.9 compared to April 2015.

As per market sources, in the month of March 2017 India has exported around 56000 tonnes of guar gum compared to around 28000 tonnes last year for the same month. In fiscal year 2016-17, around 4.23 lakh tonnes of guar gum has been exported compared to 3.25 lakh tonnes in 2015-16. Guar gum is used in hydraulic fracturing for extracting oil and gas; therefore, as the number of oil rigs is increasing demand for guar gum is also expected to increase further.

As far as Arrivals are concerned, Adampur (Haryana) market (biggest market of guar in North) reported lower arrivals (2300 quintals) compared to previous week 3300 quintals.

As far as arrivals are concerned Bikaner market, reported higher arrivals (1180 Quintals), arrivals compared to previous week 1070 quintals.

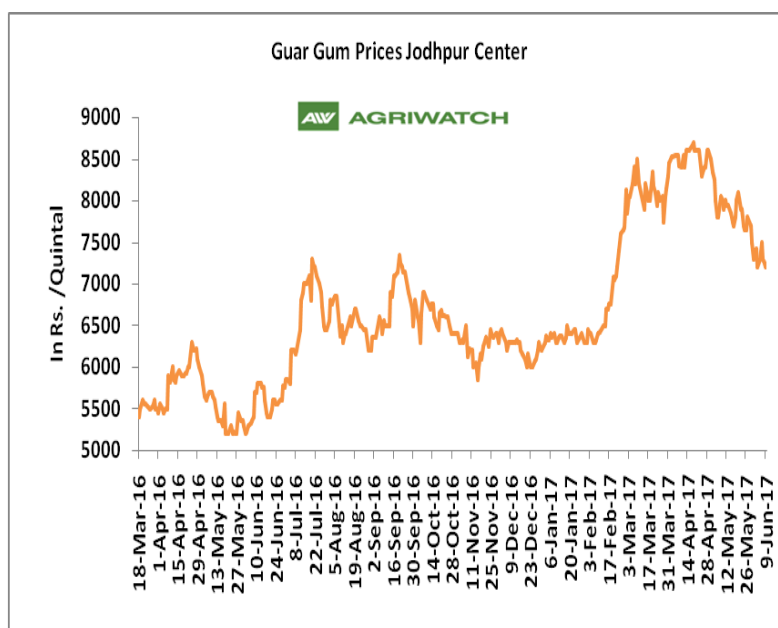
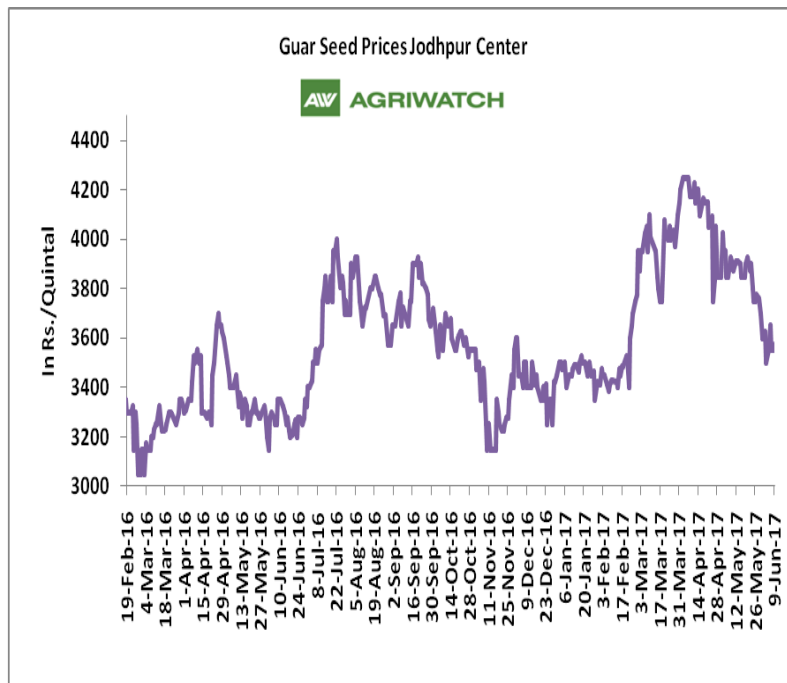
Recommendation:

Weekly Call - : Market participants are advised to Sell Guar seed at 3345 levels for a target of 3125 with a stop loss at 3420 on closing basis.

Guar Seed Fundamental Analysis and Outlook:-

Domestic Front

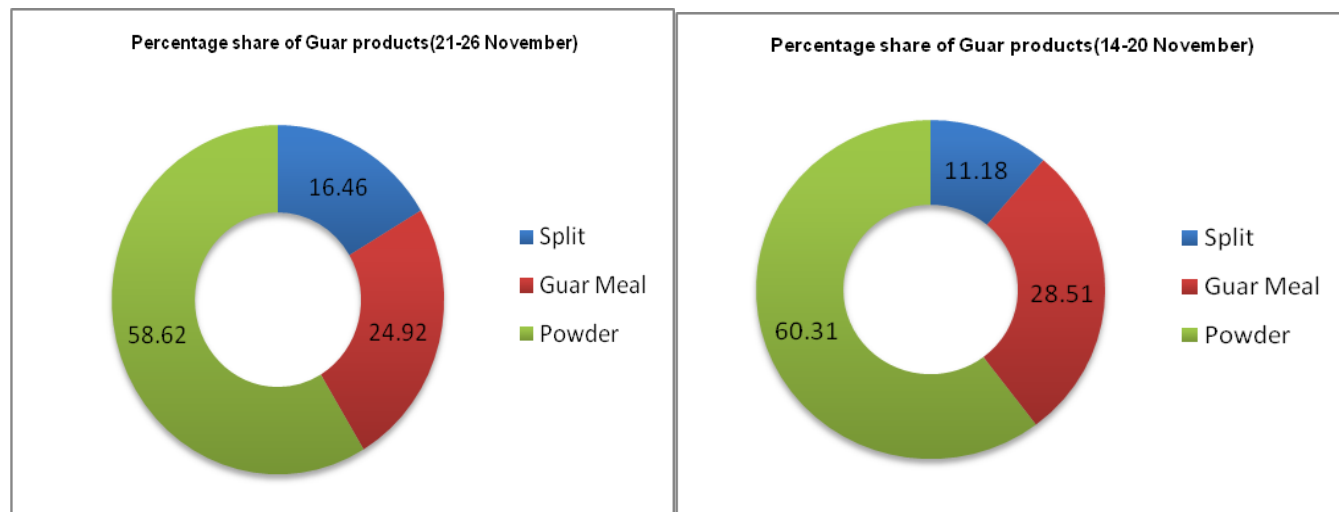
- In the week ended 09 June'17, Guar seed weekly average prices decreased by Rs 114.17 /- qtl during the week compared to previous week and settled at Rs 3563 per quintal.
- In addition, Guar gum weekly average prices were down by Rs. 229.17/- qtl and settled at Rs. 7292 per quintal. Weak demand for guar gum from domestic as well as overseas market led the prices down this week.
- According to third advance estimate for 2016-17 issued by Rajasthan's Department of Agriculture for Guar seed the area, production and yield are 3530007 hectares, 1404819 tonnes and 398 kg/hectare respectively. As compared to first advance estimate for 2016-17, the area, production and yield have decreased by 46932 hectares, 557605 tonnes and 151 kg/hectare respectively.
- According to third advance estimate issued by Gujarat's department of agriculture for guar seed the area, production and yield are 352000 hectares, 242000 tonnes and 687 kg/hectare respectively compared to final advance estimate issued in December the area, production and yield has been increased by 43000 hectares, 85000 tonnes and 56 kg/hectare.



Export Scenario

Export Scenario (21st - 26th November 2016)

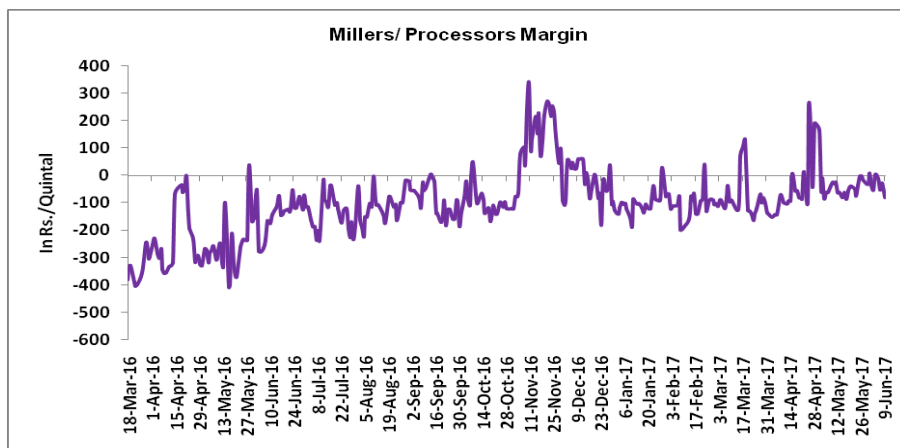
During this week 8625 tonnes of guar was exported out of which 5056 tonnes was guar gum powder, 2149 tonnes was guar meal and 1420 tonnes guar gum splits. As compared to last week, the export of guar gum powder and guar split has increased whereas export of guar meal has slightly decreased.



Millers/Processors Margin

In the week ended 09 June'17, average crush margin is Rs. -36.22/Quintal, compared to last week's -26.13/Quintal. Therefore crushing is favorable for Millers/Processors.

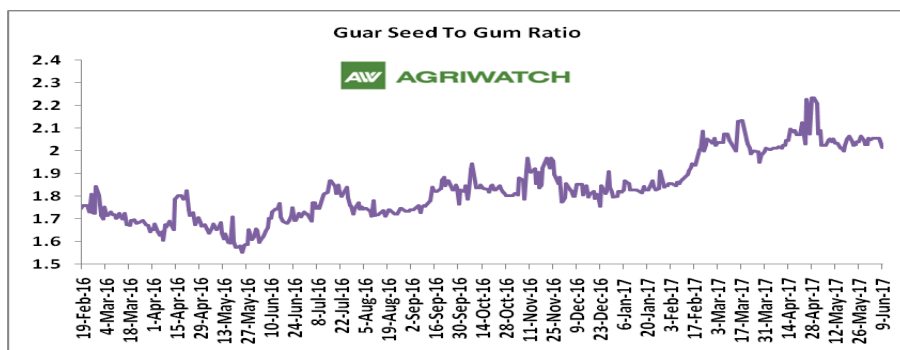
Higher degree of increase in guar seed prices compared to guar gum prices led the margin down this week.



Guar Seed to Gum Ratio:

Ratio of guar seed to guar gum for week ended 09 June'17 is 2.04, higher compared to last week's 2.05

Weak overseas demand of gum and good demand of seed from millers has decreased the overall ratio.





Technical Analysis (Guar Seed)

Commodity: Guar Seed
Contract: July

Exchange: NCDEX
Expiry: July 20, 2017

Guar Seed (July Weekly Chart)



Technical Commentary:

- Fall in price and rise in open interest indicates short buildup.
- RSI is moving down in neutral region.
- Last candlestick depicts bearishness in market.
- Prices closed below 9 and 18 day EMAs.

Strategy: Sell

Weekly Supports & Resistances			S1	S2	PCP	R1	R2
Guar Seed 10MT	NCDEX	July	3020	2935	3298	3510	3595
Weekly Trade Call			Call	Entry	T1	T2	SL
Guar Seed 10MT	NCDEX	July	Sell	Below 3345	3220	3125	3420



Technical Analysis (Guar Gum)

Commodity: Guar Gum
Contract: July

Exchange: NCDEX
Expiry: July 20, 2017



Technical Commentary:

- Fall in price and rise in open interest indicates short buildup.
- Prices closed below 9 and 18 days EMAs.
- RSI is moving in oversold region.
- Last candlestick depicts bearishness in market.

Strategy: Sell

Weekly Supports & Resistances			S1	S2	PCP	R1	R2
Guar Gum	NCDEX	July	6670	6585	7125	7440	7535
Weekly Trade Call			Call	Entry	T1	T2	SL
Guar Gum	NCDEX	July	Sell	Below 7175	6920	6795	7328

Guar Seed & Gum Prices at Key Spot Markets

Guar by – Products Weekly Average Prices (Prices in Rs/75kg)				
Commodity	Centre	03rd to 09th June 17	27th May to 02nd June 17	Change
Churi	Jodhpur	1382	1467	-85
Korma	Jodhpur	1775	1813	-38
Churi	Sri-Ganganagar	1246	1250	-4
Korma	Sri-Ganganagar	1544	1600	-56

Guar Export Weekly Average Prices (Prices in \$/MT)				
Commodity	Variety	03rd to 09th June 17	27th May to 02nd June 17	Change
Guargum Split		1132	1193	-62
Guargum Powder	200 Mesh 5000 CPS	1442	1503	-61
	200 Mesh 3500 CPS	1365	1426	-61
Guargum Meal	40%	308	310	-2
	50%	373	382	-9

Guar Seed Weekly Average Prices:					
Commodity	District	Centre	Weekly Prices (Average) (Rs/Qtl)		Change
Guar Seed			03rd to 09th June 17	27th May to 02nd June 17	
Rajasthan	Jodhpur	Jodhpur (Loose)	3413	3527	-114
		Jodhpur(Delivery)	3563	3677	-114
	Sri-Ganganagar	Sri-Ganganagar(Loose)	3230	3412	-182
		Sri-Ganganagar (Delivery)	3380	3562	-182
		Rawla (Loose)	3215	3380	-165
		Gharsana (Loose)	3188	3326	-138
		Raisinghnagar (Loose)	3190	3387	-197
	Bikaner	Bikaner (Loose)	3214	3311	-97
		Bikaner (Delivery)	3364	3461	-97
		Nokha(Loose)	3198	3293	-96
		Nokha (Delivery)	3313	3412	-99
		Khajuwala (Loose)	3220	3370	-150
		Khajuwala (Delivery)	3349	3505	-156
		Lunkaransar (Loose)	3183	3292	-108
	Hanumangarh	Hanumangarh (Loose)	3302	3474	-173
		Hanumangarh (Delivery)	3452	3624	-173
		Nohar (Loose)	3292	3380	-88

		Pilibanga (Loose)	3232	3346	-114
	Nagaur	Nagaur (Loose)	3208	3242	-33
	Churu	Churu (Delivery)	3367	3475	-108
	Alwar	Alwar (Loose)	3167	3233	-67
Haryana	Hisar	Adampur (Loose)	3282	3354	-72
		Adampur (Delivery)	3432	3504	-72
	Bhiwani	Bhiwani (Delivery)	3317	3453	-137
		Siwani (Loose)	3282	3413	-131
	Sirsa	Sirsa (Loose)	3230	3353	-123
		Dhabwali (Loose)	3221	3304	-83
		Dhabwali (Delivery)	3371	3454	-83
		Ellanabad (Loose)	3196	3288	-92
	Fatehabad	Fatehabad (Loose)	NA	NA	-
Gujarat	Banaskantha	Deesa (Loose)	3175	NA	-
	Patan	Patan (Loose)	3160	3297	-137
	Rajkot	Rajkot (Loose)	3093	3238	-144
	Jamnagar	Dhrol (Loose)	2988	2993	-4
Madhya Pradesh	Gwalior	Dabra (Loose)	NA	NA	-
Guar Gum					
Rajasthan	Jodhpur	Jodhpur	7292	7521	-229
	Alwar	Alwar	7333	7633	-300
	Hanumangarh	Nohar	7417	7583	-167
Haryana	Bhiwani	Bhiwani	7300	7625	-325
	Sirsa	Sirsa	7267	7567	-300
		Dhabwali	7275	7467	-192
		Ellanabad	7292	7533	-242
	Fatehabad	Fatehabad	NA	NA	-

Week on Week Price: Scenario of Guarseed and Guargum:						
Commodity	District	Centre	Today	Week Ago	Month Ago	Year Ago
Guar Seed			9-Jun-17	2-Jun-17	9-May-17	9-Jun-16
Rajasthan	Jodhpur	Jodhpur (Loose)	3425	3475	3750	3200
		Jodhpur(Delivery)	3575	3625	3900	3350
	Sri-Ganganagar	Sri-Ganganagar(Loose)	3200	3300	3600	3100
		Sri-Ganganagar (Delivery)	3350	3450	3750	3250
		Rawla (Loose)	3208	3300	3460	2970
		Gharsana (Loose)	3200	3300	3570	2970
		Raisinghnagar (Loose)	3230	3330	3500	3060

	Bikaner	Bikaner (Loose)	3200	3330	3604	3025
		Bikaner (Delivery)	3350	3480	3754	3175
		Nokha(Loose)	3170	3280	3520	3030
		Nokha (Delivery)	3284	3398	3647	3139
		Khajuwala (Loose)	3220	3330	3550	3000
		Khajuwala (Delivery)	3349	3463	3692	3120
		Lunkaransar (Loose)	3200	3250	3600	3000
	Hanumangarh	Hanumangarh (Loose)	3250	3480	3570	3000
		Hanumangarh (Delivery)	3400	3630	3720	3150
		Nohar (Loose)	3300	3350	3550	3000
		Pilibanga (Loose)	3150	3325	3500	2870
	Nagaur	Nagaur (Loose)	3300	3200	3300	3100
	Churu	Churu (Delivery)	3300	3400	3700	3150
	Alwar	Alwar (Loose)	3100	3200	3425	3000
Haryana	Hisar	Adampur (Loose)	3300	3340	3600	3000
		Adampur (Delivery)	3450	3490	3750	3150
	Bhiwani	Bhiwani (Delivery)	3300	3450	3650	3150
		Siwani (Loose)	3300	3350	3675	3110
	Sirsa	Sirsa (Loose)	3225	3300	3575	3000
		Dhabwali (Loose)	3250	3325	3500	3000
		Dhabwali (Delivery)	3400	3475	3650	3150
		Ellanabad (Loose)	3250	3225	3550	3050
	Fatehabad	Fatehabad (Loose)	NR	NR	3900	3000
Gujarat	Banaskantha	Deesa (Loose)	3225	3250	3400	NA
	Patan	Patan (Loose)	3105	3255	3365	3005
	Rajkot	Rajkot (Loose)	3085	3175	3375	3050
	Jamnagar	Dhrol (Loose)	2925	3030	3090	2750
Madhya Pradesh	Gwalior	Dabra (Loose)	NA	NA	NA	NA
Guar Gum						
Rajasthan	Jodhpur	Jodhpur	7200	7425	8000	5700
	Alwar	Alwar	7200	7400	8000	5600
	Hanumangarh	Nohar	7400	7700	8300	5500
Haryana	Bhiwani	Bhiwani	7200	7650	7800	5450
	Sirsa	Sirsa	7200	7400	7900	5650
		Dhabwali	7250	7600	8200	5425
		Ellanabad	7250	7500	8050	5500
	Fatehabad	Fatehabad	NR	NR	8600	5500

Guar Cumulative Arrivals in Key Centers:					
Commodity	District	Centre	Weekly Arrivals (Quintals)		Change
Guar Seed			03rd to 09th June 17	27th May to 02nd June 17	
Rajasthan	Jodhpur	Jodhpur	517	405	112
	Sri-Ganganagar	Sri-Ganganagar	1805	1900	-95
		Rawla	510	1520	-1010
		Gharsana	305	360	-55
		Raisinghnagar	975	700	275
	Bikaner	Bikaner	1180	1070	110
		Nokha	1600	1650	-50
		Khajuwala	1350	1250	100
		Lunkaransar	1260	2000	-740
	Hanumangarh	Hanumangarh	293	588	-295
		Nohar	5000	3700	1300
		Pilibanga	900	1450	-550
	Nagaur	Nagaur	1005	1050	-45
	Churu	Churu	4000	3000	1000
	Alwar	Alwar	1400	800	600
Haryana	Hisar	Adampur	2300	3300	-1000
	Bhiwani	Bhiwani	4800	7800	-3000
		Siwani	3500	3000	500
	Sirsa	Sirsa	1950	3900	-1950
		Dhabwali	600	1000	-400
		Ellanabad	320	860	-540
	Fatehabad	Fatehabad	NA	NA	-
Gujarat	Banaskantha	Deesa	1180	NA	-
	Patan	Patan	253	354	-101
	Rajkot	Rajkot	345	580	-235
	Jamnagar	Dhrol	43	2	41
Madhya Pradesh	Gwalior	Dabra	NA	NA	-
Total Arrivals/Above Markets			37391	42239	-4848

Disclaimer

The information and opinions contained in the document have been compiled from sources believed to be reliable. The company does not warrant its accuracy, completeness and correctness. Use of data and information contained in this report is at your own risk. This document is not, and should not be construed as, an offer to sell or solicitation to buy any commodities. This document may not be reproduced, distributed or published, in whole or in part, by any recipient hereof for any purpose without prior permission from the Company. IASL and its affiliates and/or their officers, directors and employees may have positions in any commodities mentioned in this document (or in any related investment) and may from time to time add to or dispose of any such commodities (or investment). Please see the detailed disclaimer at <http://www.agriwatch.com/Disclaimer.php> © 2017 Indian Agribusiness Systems Pvt Ltd.