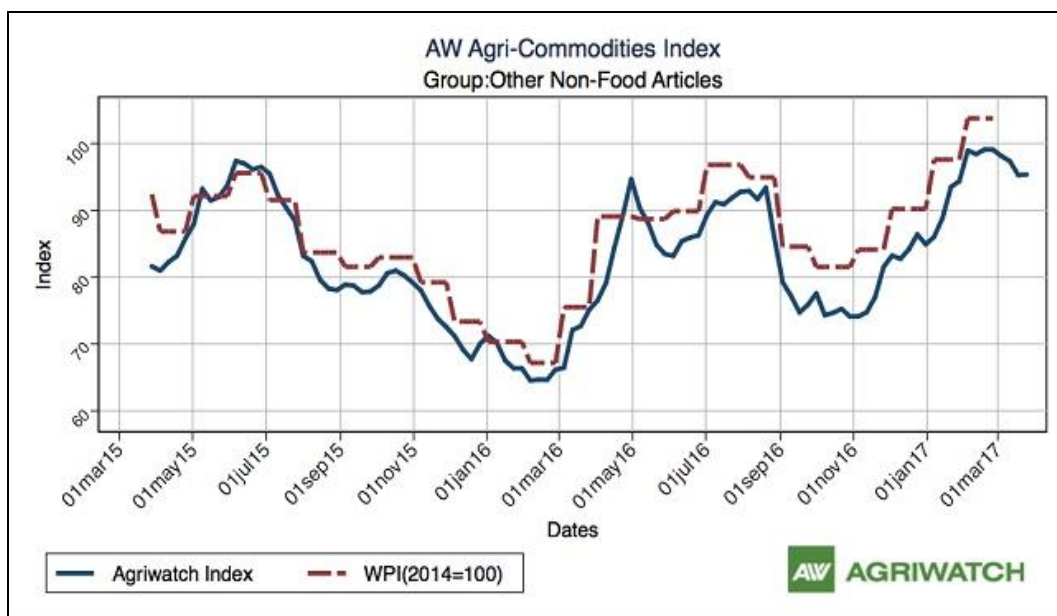


Guar Weekly Research Report

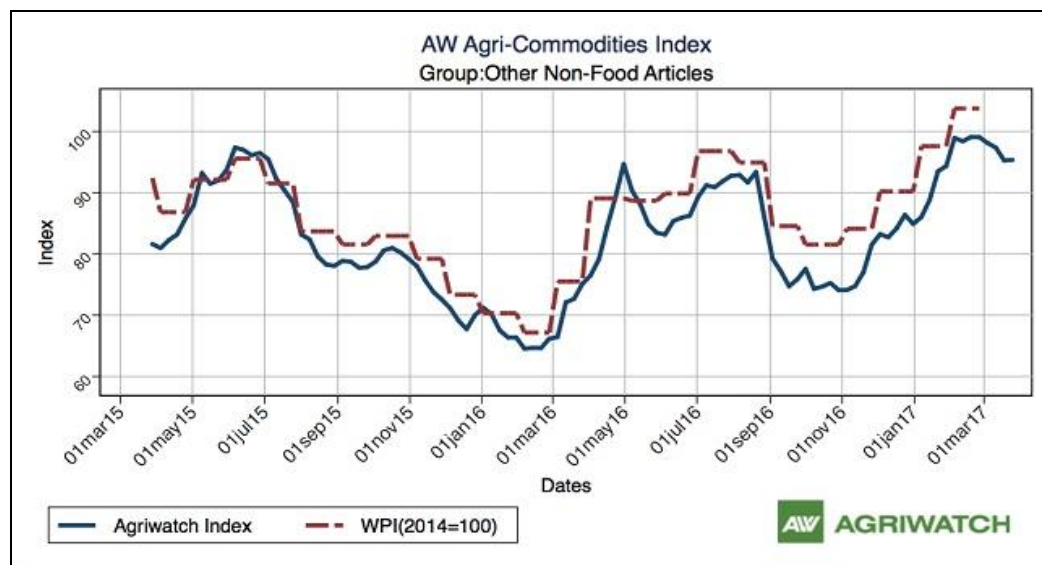
Contents

- ❖ Agriwatch Agri Commodity Index
- ❖ Executive Summary
- ❖ Recommendations
- ❖ Domestic Market Fundamentals
- ❖ Export Scenario
- ❖ Processing Margins
- ❖ Technical Analysis (Futures Market)
- ❖ Guar Seed & Gum Prices at Key Spot Markets

Agriwatch Agri Commodity Index



The Agriwatch Agri Commodities Index rose 0.74% to 110.34 during the week ended March 25, 2017 from 109.53 during the previous week led by higher cereals and pulses. The base for the Index and all sub-Indices is 2014 (= 100).



The Agriwatch Agri commodity other non-food articles Index increased by 0.08% to 95.34 during the week ended March 25, 2017.

Agriwatch has recently launched its AW Agri Commodity Indices to enable organizations access independent Indices to track and use to benchmark their purchases and sales. The Indices are based on the daily prices in the key benchmark markets for each commodity that AW has been covering for the past decade. The indices include an Aggregate Index, Category Indices and individual commodity indices. The weekly indices are free to access on our website www.agriwatch.com. The daily indices are available on subscription. Please contact for more details.

Executive Summary

Domestic Guar Seed Market Summary

All India weekly average prices increased by 1.51 percent to Rs. 3053.76 per quintal during the week ended 15th July 2017. Guar seed average price were ruling at Rs 3008.22 per quintal during 01-08 July 2017. As compared to prices in the week 09-15 July 2016, the prices are weak by 0.69 percent. Prices are expected to remain steady to weak in coming days.

The wholesale price index of guar seed has decreased from 84.9 in May 2017 to 78.5 in June 2017. The WPI for June 2017 is higher by 6.40 compared to last year for the same month and lower by 27.4 compared to June 2015.

According to latest update, area sown in Gujarat until 10th July 2017 is 36400 hectares compared to 4400 hectares in the previous Kharif season. Area of guar is expected to be lower this season as farmers are shifting to other crops like cotton in irrigated areas and pulses in rain fed areas as these crops are fetching more returns. The last three-year average normal area for guar seed in Gujarat is 292400 hectares.

As per data released by baker hughes the number of oil rigs in USA has increased to 952 until 14th July 2017 up by 0 compared to last week and by 505 compared to 15th July 2016. Guar gum is used in hydraulic fracturing for extracting oil and gas; therefore, as the number of oilrigs increases or decreases the demand for guar gum is also affected.

As per market sources, in the month of May 2017 India has exported around 53066 tonnes of guar gum in May compared to around 54392 tonnes in April 2017. For financial year 2016-17, India exported around 4.23 lakh tonnes of guar gum have been exported compared to 3.25 lakh tonnes in financial year 2015-16 for the same period. The highest share was of USA followed by Norway and China.

Government has imposed 5 percent GST on guar meal making it less competitive compared to other cattle feeds available in the market. Furthermore a 5 percent GST on guar gum has also upset export demand for the commodity. Trading activities are sluggish as traders are still unclear regarding various aspects of GST.

As far as Arrivals are concerned, Adampur (Haryana) market (biggest market of guar in North) reported higher arrivals (1300 quintals) compared to previous week 850 quintals.

As far as arrivals are concerned Bikaner market, reported higher arrivals (1550 Quintals), compared to previous week 550 quintals.

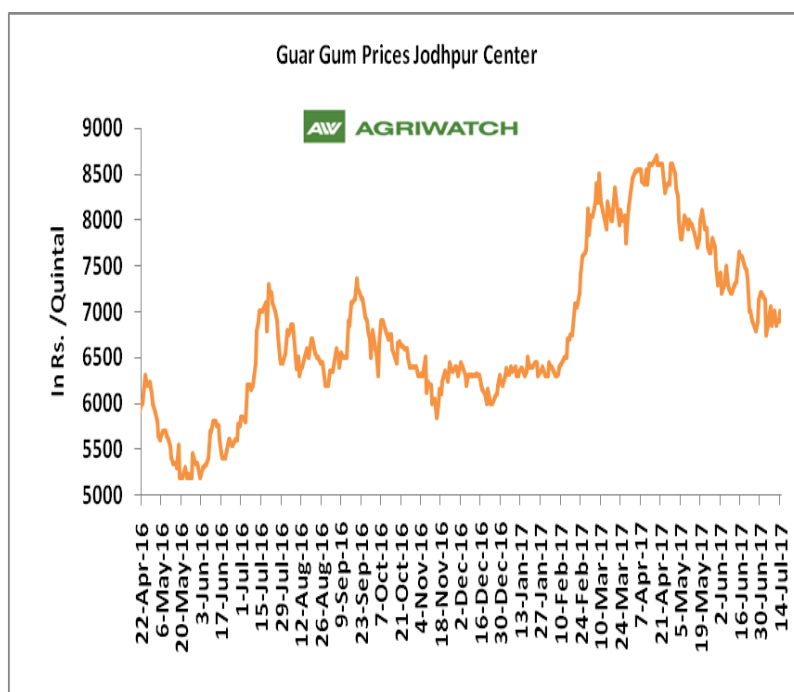
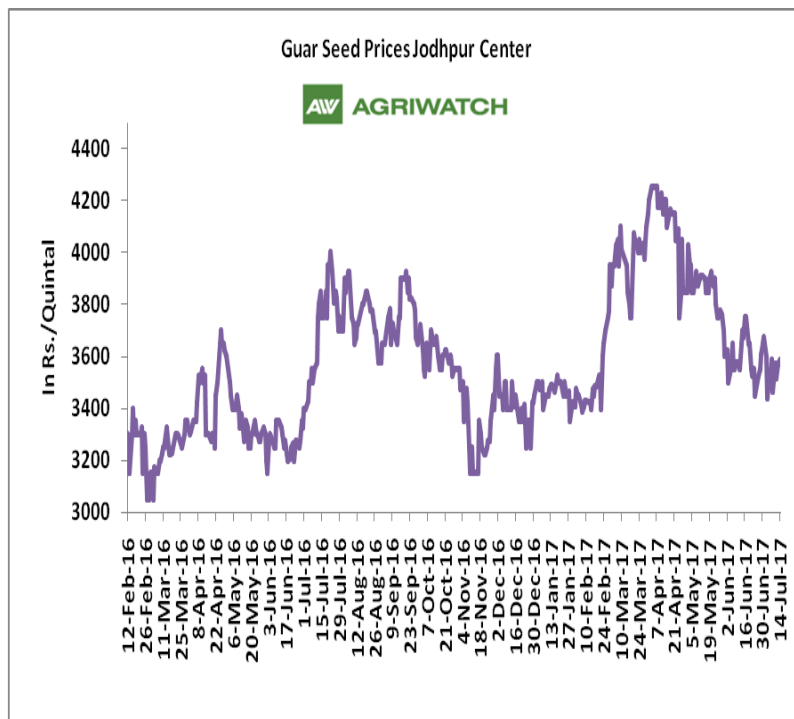
Recommendation:

Weekly Call - : Market participants are advised to Sell Guar seed at 3475 levels for a target of 3240 with a stop loss at 3571 on closing basis.

Guar Seed Fundamental Analysis and Outlook:-

Domestic Front

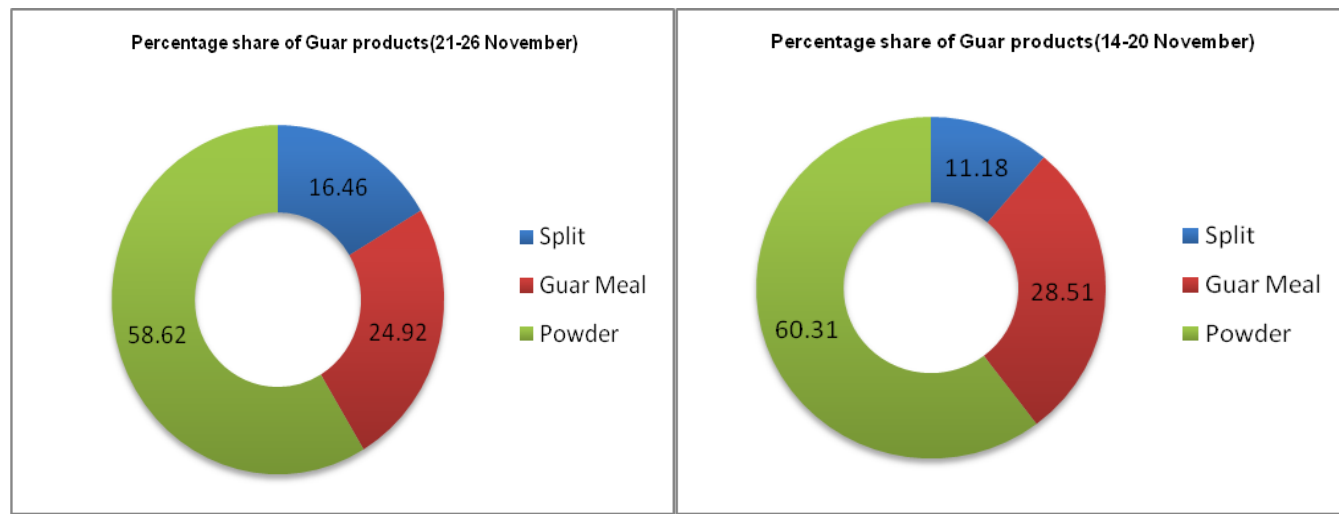
- In the week ended 14 July'17, Guar seed weekly average prices decreased by Rs 8.75 /- qtl during the week compared to previous week and settled at Rs 3546 per quintal.
- In addition, Guar gum weekly average prices were down by Rs. 70.83/- qtl and settled at Rs. 6917 per quintal. Weak demand for guar gum from domestic as well as overseas market led the prices down this week.
- As per latest update by Rajasthan agriculture department, guar seed has been sown in 1559.0 thousand hectares until 10th July 2017 against a target of 3800 thousand hectares for current Kharif season. As compared to last year for the same date, area is up 769.2 thousand hectares. Last Kharif season guar was sown in 3530 thousand hectares. The last five-year average area ending 2011-15 for guar seed in Rajasthan is 4424 thousand hectares.
- According to latest update, area sown in Gujarat until 03 July 2017 is 2100 hectares compared to 800 hectares in the previous Kharif season. Area of guar is expected to be lower this season as farmers are shifting to other crops like cotton in irrigated areas and pulses in rain fed areas as these crops are fetching more returns. The last three-year average normal area for guar seed in Gujarat is 292400 hectares.



Export Scenario

Export Scenario (21st - 26th November 2016)

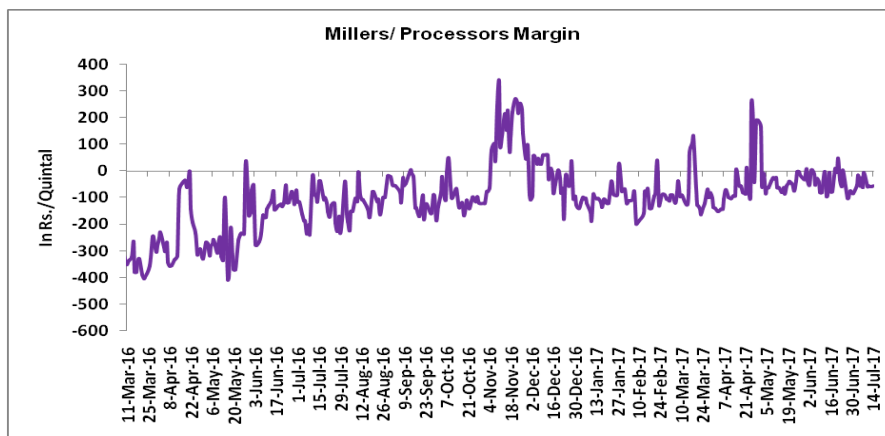
During this week 8625 tonnes of guar was exported out of which 5056 tonnes was guar gum powder, 2149 tonnes was guar meal and 1420 tonnes guar gum splits. As compared to last week, the export of guar gum powder and guar split has increased whereas export of guar meal has slightly decreased.



Millers/Processors Margin

In the week ended 14 July'17, average crush margin is Rs. -49.18/Quintal, compared to last week's -49.29/Quintal. Therefore crushing is favorable for Millers/Processors.

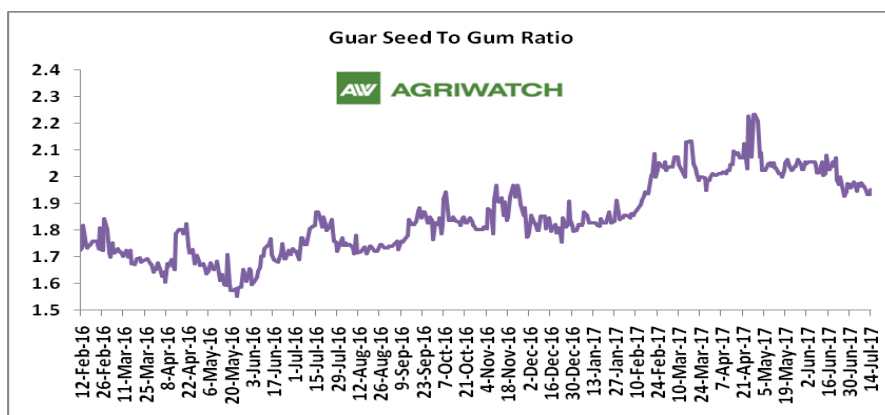
Higher degree of increase in guar gum prices compared to guar seed prices led the margin up this week.



Guar Seed to Gum Ratio:

Ratio of guar seed to guar gum for week ended 14 July'17 is 1.95, lower compared to last week's 1.97

Overall, weak demand of gum from overseas and good demand of seed from millers has decreased the overall ratio.





Technical Analysis (Guar Seed)

Commodity: Guar Seed
Contract: October

Exchange: NCDEX
Expiry: October 18, 2017



Technical Commentary:

- Rise in price and open interest indicates long buildup.
- RSI is moving in oversold region.
- Last candlestick depicts bearishness in market.
- Prices closed below 9 and 18 day EMAs.

Strategy: Sell

Weekly Supports & Resistances			S1	S2	PCP	R1	R2
Guar Seed	NCDEX	October	3175	3120	3458	3675	3750
Weekly Trade Call			Call	Entry	T1	T2	SL
Guar Seed	NCDEX	October	Sell	Below 3475	3315	3240	3571

Technical Analysis (Guar Gum)

Commodity: Guar Gum
Contract: October

Exchange: NCDEX
Expiry: October 18, 2017



Technical Commentary:

- Rise in price and open interest indicates long buildup.
- Prices closed below 9 and 18 days EMAs.
- RSI is moving in oversold region.
- Last candlestick depicts bearishness in market.

Strategy: Sell

Weekly Supports & Resistances			S1	S2	PCP	R1	R2
Guar Gum	NCDEX	October	6510	6480	7188	7525	7672
Weekly Trade Call			Call	Entry	T1	T2	SL
Guar Gum	NCDEX	October	Sell	Below 7215	6889	6695	7312

Guar Seed & Gum Prices at Key Spot Markets

Guar by – Products Weekly Average Prices (Prices in Rs/75kg)				
Commodity	Centre	08th to 14th July 17	01st to 07th July 17	Change
Churi	Jodhpur	1487	1464	23
Korma	Jodhpur	1820	1813	7
Churi	Sri-Ganganagar	1341	1300	41
Korma	Sri-Ganganagar	1606	1585	22

Guar Export Weekly Average Prices (Prices in \$/MT)				
Commodity	Variety	08th to 14th July 17	01st to 07th July 17	Change
Guargum Split		1090	1071	19
Guargum Powder	200 Mesh 5000 CPS	1400	1380	20
	200 Mesh 3500 CPS	1320	1292	28
Guargum Meal	40%	326	324	1
	50%	382	372	11

Guar Seed Weekly Average Prices:					
Commodity	District	Centre	Weekly Prices (Average) (Rs/Qtl)		Change
Guar Seed			08th to 14th July 17	01st to 07th July 17	
Rajasthan	Jodhpur	Jodhpur (Loose)	3378	3386	-8
		Jodhpur(Delivery)	3546	3555	-9
	Sri-Ganganagar	Sri-Ganganagar(Loose)	3167	3130	37
		Sri-Ganganagar (Delivery)	3293	3267	27
		Rawla (Loose)	3153	3067	87
		Gharsana (Loose)	3145	3082	63
		Raisinghnagar (Loose)	3191	3117	74
	Bikaner	Bikaner (Loose)	3228	3184	45
		Bikaner (Delivery)	3390	3343	47
		Nokha(Loose)	3161	3158	3
		Nokha (Delivery)	3319	3316	3
		Khajuwala (Loose)	3193	3165	28
		Khajuwala (Delivery)	3353	3323	30
		Lunkaransar (Loose)	3154	3150	4
	Hanumangarh	Hanumangarh (Loose)	3186	3113	73

		Hanumangarh (Delivery)	3345	3268	77
		Nohar (Loose)	3239	3188	52
		Pilibanga (Loose)	3113	3119	-6
	Nagaur	Nagaur (Loose)	3146	3163	-17
	Churu	Churu (Delivery)	3267	3267	Unch
	Alwar	Alwar (Loose)	3025	3017	8
Haryana	Hisar	Adampur (Loose)	3183	3190	-7
		Adampur (Delivery)	3343	3350	-7
	Bhiwani	Bhiwani (Delivery)	3325	3317	8
		Siwani (Loose)	3284	3269	15
	Sirsa	Sirsa (Loose)	3195	3175	20
		Dhabwali (Loose)	3150	3133	17
		Dhabwali (Delivery)	3308	3288	19
		Ellanabad (Loose)	3146	3129	17
	Fatehabad	Fatehabad (Loose)	3133	NA	-
Gujarat	Banaskantha	Deesa (Loose)	Closed	3140	-
	Patan	Patan (Loose)	Closed	Closed	-
	Rajkot	Rajkot (Loose)	Closed	Closed	-
	Jamnagar	Dhrol (Loose)	Closed	Closed	-
Madhya Pradesh	Gwalior	Dabra (Loose)	NA	NA	-
Guar Gum					
Rajasthan	Jodhpur	Jodhpur	6917	6988	-71
	Alwar	Alwar	6933	6933	Unch
	Hanumangarh	Nohar	7000	6900	100
Haryana	Bhiwani	Bhiwani	6984	7058	-74
	Sirsa	Sirsa	6875	6892	-17
		Dhabwali	6900	6917	-17
		Ellanabad	6933	6892	42
	Fatehabad	Fatehabad	6767	NA	-

Week on Week Price: Scenario of Guarseed and Guargum:						
Commodity	District	Centre	Today	Week Ago	Month Ago	Year Ago
Guar Seed			14-Jul-17	7-Jul-17	14-Jun-17	14-Jul-16
Rajasthan	Jodhpur	Jodhpur (Loose)	3415	3415	3550	3700
		Jodhpur(Delivery)	3586	3586	3700	3850
	Sri-Ganganagar	Sri-Ganganagar(Loose)	3150	3050	3300	3400
		Sri-Ganganagar (Delivery)	3310	3200	3450	3550
		Rawla (Loose)	3150	3100	3300	3500

		Gharsana (Loose)	3150	3125	3250	3552
		Raisinghnagar (Loose)	3200	3150	3280	3680
	Bikaner	Bikaner (Loose)	3250	3250	3400	3700
		Bikaner (Delivery)	3413	3413	3550	3700
		Nokha(Loose)	3175	3200	3340	3500
		Nokha (Delivery)	3334	3360	3460	3626
		Khajuwala (Loose)	3230	3200	3350	3550
		Khajuwala (Delivery)	3392	3360	3484	3692
		Lunkaransar (Loose)	3225	3250	3300	3700
	Hanumangarh	Hanumangarh (Loose)	3200	3165	3300	3562
		Hanumangarh (Delivery)	3360	3323	3450	3712
		Nohar (Loose)	3300	3200	3400	3500
		Pilibanga (Loose)	3200	3170	3400	3450
	Nagaur	Nagaur (Loose)	3150	3150	3250	3500
	Churu	Churu (Delivery)	3300	3300	3300	3800
	Alwar	Alwar (Loose)	3000	3050	3200	3600
Haryana	Hisar	Adampur (Loose)	3225	3250	3400	3700
		Adampur (Delivery)	3386	3413	3550	3850
	Bhiwani	Bhiwani (Delivery)	3350	3300	3525	3750
		Siwani (Loose)	3325	3250	3470	3600
	Sirsa	Sirsa (Loose)	3225	3200	3430	3680
		Dhabwali (Loose)	3200	3150	3400	3650
		Dhabwali (Delivery)	3360	3308	3550	3800
		Ellanabad (Loose)	3200	3125	3350	3725
	Fatehabad	Fatehabad (Loose)	NR	NR	NR	3700
Gujarat	Banaskantha	Deesa (Loose)	Closed	Closed	3175	3190
	Patan	Patan (Loose)	Closed	Closed	3230	3500
	Rajkot	Rajkot (Loose)	Closed	Closed	3175	3845
	Jamnagar	Dhrol (Loose)	Closed	Closed	2925	2915
Madhya Pradesh	Gwalior	Dabra (Loose)	NA	NA	NA	NA
Guar Gum						
Rajasthan	Jodhpur	Jodhpur	7000	7050	7450	7000
	Alwar	Alwar	7000	7000	7200	7000
	Hanumangarh	Nohar	7100	6900	7500	6700
Haryana	Bhiwani	Bhiwani	6950	7000	7580	6950
	Sirsa	Sirsa	6950	6900	7450	7150
		Dhabwali	7000	6900	7450	7200
		Ellanabad	7000	6850	7500	7100
	Fatehabad	Fatehabad	NR	NR	NR	7000

Guar Cumulative Arrivals in Key Centers:					
Commodity	District	Centre	Weekly Arrivals (Quintals)		Change
Guar Seed			08th to 14th July 17	01st to 07th July 17	
Rajasthan	Jodhpur	Jodhpur	715	685	30
	Sri-Ganganagar	Sri-Ganganagar	2700	1200	1500
		Rawla	675	100	575
		Gharsana	350	57	293
		Raisinghnagar	1075	350	725
	Bikaner	Bikaner	1550	550	1000
		Nokha	1650	750	900
		Khajuwala	1050	850	200
		Lunkaransar	900	1250	-350
	Hanumangarh	Hanumangarh	305	296	9
		Nohar	3600	2450	1150
		Pilibanga	300	380	-80
	Nagaur	Nagaur	575	550	25
	Churu	Churu	3000	1500	1500
	Alwar	Alwar	600	300	300
Haryana	Hisar	Adampur	1300	850	450
	Bhiwani	Bhiwani	3800	4700	-900
		Siwani	3500	2800	700
	Sirsa	Sirsa	1650	1700	-50
		Dhabwali	30	495	-465
		Ellanabad	660	700	-40
	Fatehabad	Fatehabad	30	NA	-
Gujarat	Banaskantha	Deesa	Closed	350	-
	Patan	Patan	Closed	Closed	-
	Rajkot	Rajkot	Closed	Closed	-
	Jamnagar	Dhrol	Closed	Closed	-
Madhya Pradesh	Gwalior	Dabra	NA	NA	-
Total Arrivals/Above Markets			30015	22863	7152

Disclaimer

The information and opinions contained in the document have been compiled from sources believed to be reliable. The company does not warrant its accuracy, completeness and correctness. Use of data and information contained in this report is at your own risk. This document is not, and should not be construed as, an offer to sell or solicitation to buy any commodities. This document may not be reproduced, distributed or published, in whole or in part, by any recipient hereof for any purpose without prior permission from the Company. IASL and its affiliates and/or their officers, directors and employees may have positions in any commodities mentioned in this document (or in any related investment) and may from time to time add to or dispose of any such commodities (or investment). Please see the detailed disclaimer at <http://www.agriwatch.com/Disclaimer.php> © 2017 Indian Agribusiness Systems Pvt Ltd.