

Guar Weekly Research Report

Table of Contents

- ❖ **Executive Summary**
- ❖ **Recommendations**
- ❖ **Domestic Market Fundamentals**
- ❖ **Processing Margins**
- ❖ **Guar Seed to Gum Ratio**
- ❖ **Guar Gum Weekly Exports**
- ❖ **Technical Analysis (Guar Seed)**
- ❖ **Technical Analysis (Guar Gum)**
- ❖ **Guar Seed & Gum Prices at Key Spot Markets**
- ❖ **Guar Seed Arrivals at Key Centers**

Guar Seed Fundamental Analysis and**Executive Summary****Domestic Guar Seed Market Summary**

No major trading activities are seen in spot markets because of lock down in India. Guarseed prices rose in Sri Ganganagar markets amid less supply in this week. NCDEX prices of Guar and Guargum are likely to stay in firm zone on buying interests.

All India weekly average prices rose by 6.73 percent to Rs. 3345.71 per quintal during the week ended 30th Mar 2020. Guar seed (Cluster bean seeds) average price were ruling at Rs. 3134.60 per quintal during 16th March to 23rd March 2020. As compared to prices in the week 24-31 March 2019, the prices are lower by 14.71%. There is no major trading activity in Guar Gum complex due to lock down in India to prevent from spreading COVID-19. It is likely to continue until 14th April 2020.

As per data released by Baker Hughes, the number of oilrigs in USA has lowered by 64 to 664 as on 3rd April 2020 compared to 728 in last week and down by 361 compared to 4th April 2019. Total number of oilrigs was recorded at 3085 in March '20 compared to 5113 in the corresponding period in last year. Therefore, exports are being slightly affected.

Currently, 12.74 cases in the world have been identified under Coronavirus impact where 69,501 people could not survive and 265,883 people were recovered. The outbreak has reached almost whole of the world. This has led to lockdown of various countries leading to breakdown of global supply chain of soybean. Many countries have imposed complete lock down to prevent from COVID-19.

Previous Updates:

As per trade sources, export of guar split has declined in the month of February-20. Exports in the month of February-20 are lower by around 40% compared to previous month. India exported around 2020 tonnes of guar split in the month of February-20 at an average FoB of \$ 1119 per tonne. Of the total quantity, around 1700 tonnes have been exported to China.

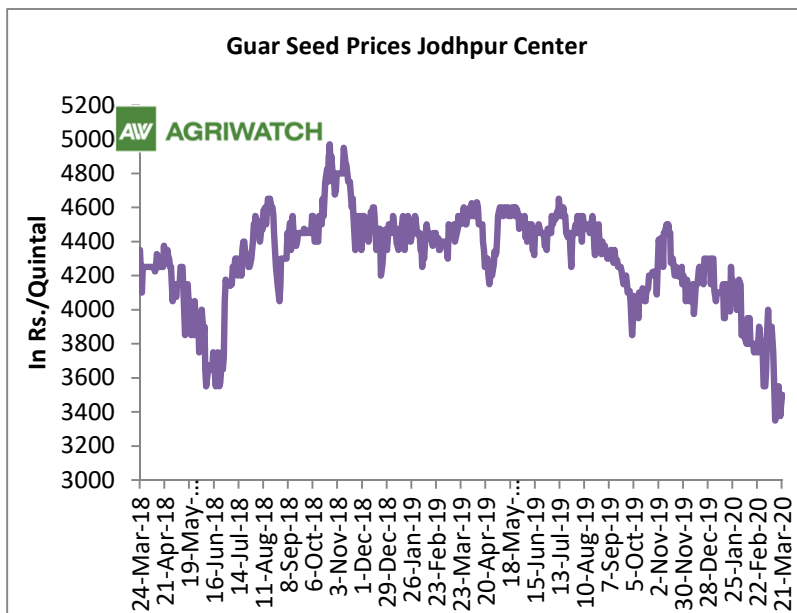
As per trade sources, export of guar gum has declined in the month of February-20 by 38.27 percent compared to previous month. India exported around 14596.11 tonnes of guar gum at an average FoB of \$ 1685.40 per tonne in the month of February-20 compared to 23178.89 tonnes in January-20 at an average FoB of \$ 1710.37 per tonne. Exports are expected to decline in March-20 on weak demand in overseas markets.

Recommendation:

Weekly Call- : Market participants are advised to Buy Guar seed future Apr. contract at 3285 levels for a target of 3350 with a stop loss at 3200 on closing basis.

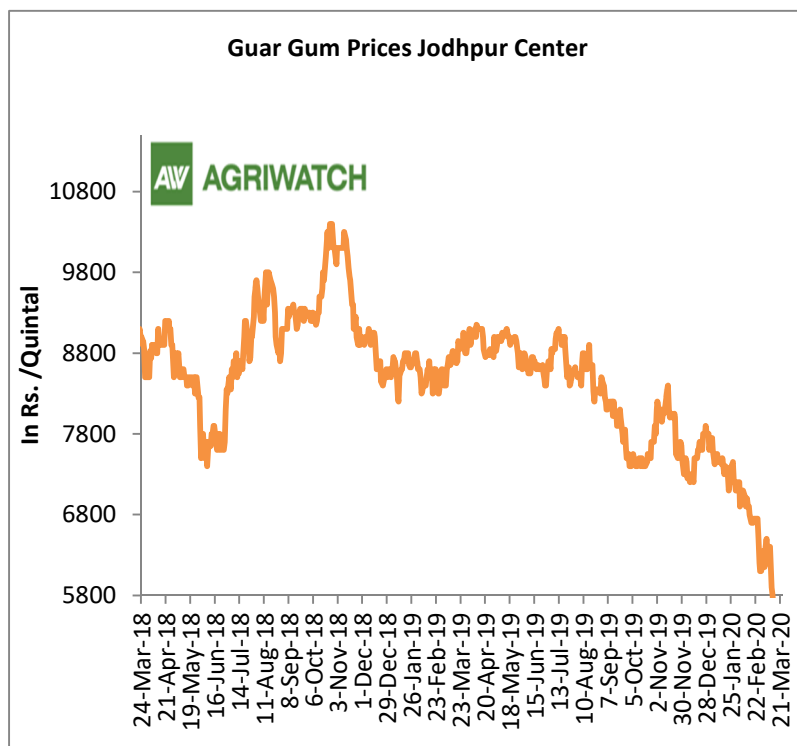
Outlook:-[\(Back to Table of Contents\)](#)Domestic Front

- Due to lock down in India, there is no major trading activities in Guar complex in last two weeks.



- No major trading activities in Guar gum complex in last two weeks because of lock down in India.

- According to second advance estimate for 2019-20, issued by Gujarat's Department of Agriculture for Guar seed, the area, production and yield are 145000 hectares, 107960 tonnes and 744.52 kg/hectare respectively. As per final estimate for 2018-19 issued by Gujarat's Department of Agriculture for Guar seed the area, production and yield are 134100 hectares, 75380 tonnes and 562.11 kg/hectare respectively.



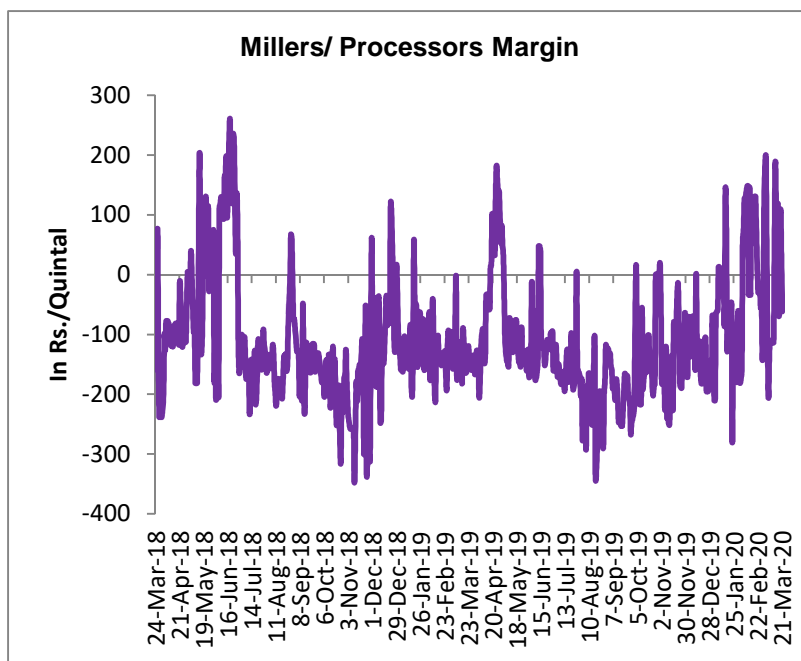
- According to second advance estimate for Kharif 2019-20, issued by Rajasthan's Department of Agriculture for Guar seed, the area, production and yield are 2841314 hectares, 1208100 tonnes and 425 kg/hectare respectively.

According to fourth advance estimate for 2018-19, issued by Rajasthan's Department of Agriculture for Guar seed, the area, production and yield are 3087789 hectares, 1031427 tonnes and 334 kg/hectare respectively.

Millers/Processors Margin

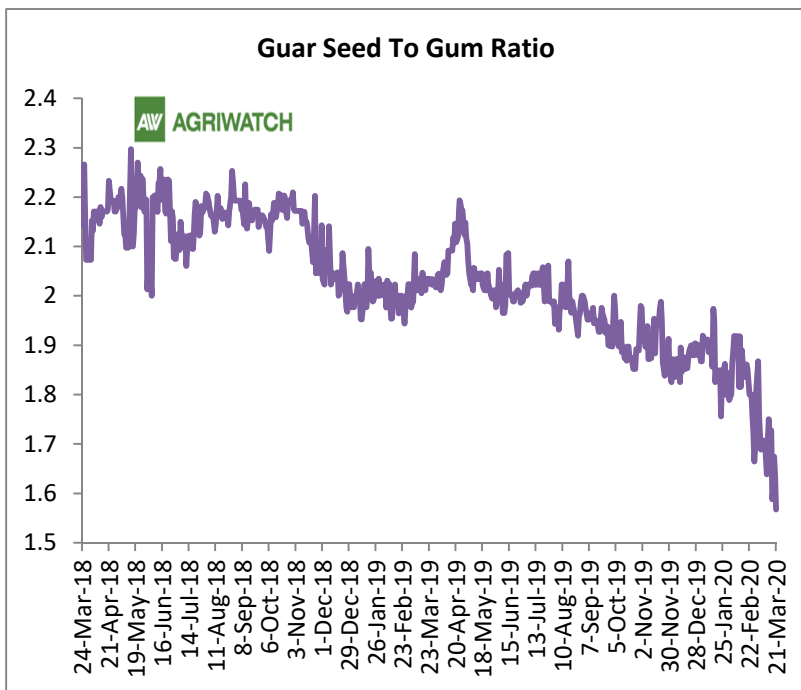
[\(Back to Table of Contents\)](#)

No trading activities amid lock down in India. Therefore, there is no major updates in figures of margin in last two weeks.



Guar Seed to Gum Ratio

No major trading activity in India due to lock down in India. Therefore, no major updates in figures in last two weeks.



Guar Gum Weekly Export

[\(Back to Table of Contents\)](#)

Week On Week Exports	Quantity in MT	Average FoB (\$/T)
01-08 February-2020	2968.84	1621.83
9-16 February-2020	3171.51	1841.83
17-24 February-2020	3833.68	1576.78
25-31 February-2020	4344.01	1787.24
Total	14596.11	1685.4

Source: Trade



Technical Analysis (Guar Seed)

(Back to Table of Contents)

Commodity: Guar Seed
Contract: April

Exchange: NCDEX
Expiry: Apr 20, 2020

Guar Seed (Apr Daily Chart)



Technical Commentary:

- Rise in prices and volume indicates long build up phase.
- RSI is moving in neutral region.
- Prices closed above 9 and 18 EMAs.

Strategy: Buy

Weekly Supports & Resistances			S1	S2	PCP	R1	R2
Guar Seed	NCDEX	Apr	3150	3200	3320	3550	3650
Weekly Trade Call			Call	Entry	T1	T2	SL
Guar Seed	NCDEX	Apr	Buy	Above 3285	3350	3480	3200



Technical Analysis (Guar Gum)

(Back to Table of Contents)

Commodity: Guar Gum
Contract: April

Exchange: NCDEX
Expiry: Apr. 20, 2020

Guar Gum (Apr Daily Chart)



Technical Commentary:

- Rise in price and volume indicates long build up phase.
- RSI is moving in neutral region.
- Prices closed near 9 and 18 EMAs.

Strategy: Buy

Weekly Supports & Resistances			S1	S2	PCP	R1	R2
Guar Gum	NCDEX	Apr	4780	4900	5059	5350	5480
Weekly Trade Call			Call	Entry	T1	T2	SL
Guar Gum	NCDEX	Apr	Buy	Above 5000	5100	5200	4920

Guar Seed & Gum Prices at Key Spot Markets

[\(Back to Table of Contents\)](#)

Guar by – Products Weekly Average Prices				(Prices in Rs/75kg)
Commodity	Centre	26th March to 3rd Apr 2020	19th to 26th March 2020	Change
Churi	Jodhpur	Closed	2075	-
Korma	Jodhpur	Closed	2475	-
Churi	Sri-Ganganagar	Closed	1875	-
Korma	Sri-Ganganagar	Closed	2381	-

Guar Export Weekly Average Prices				(Prices in \$/MT)
Commodity	Variety	26th March to 3rd Apr 2020	19th to 26th March 2020	Change
Guargum Split		Closed	792	-
Guargum Powder	200 Mesh 5000 CPS	Closed	1056	-
	200 Mesh 3500 CPS	Closed	990	-
Guargum Meal	40%	Closed	383	-
	50%	Closed	436	-

Guar Seed Weekly Average Prices:

Commodity	District	Centre	Weekly Prices (Average) (Rs/Qtl)		Change
Guar Seed			26th March to 3rd Apr 2020	19th to 26th Mar 2020	
Rajasthan	Jodhpur	Jodhpur (Loose)	Closed	3325	-
		Jodhpur(Delivery)	Closed	3491	-
	Sri-Ganganagar	Sri-Ganganagar(Loose)	3850	3538	313
		Sri-Ganganagar (Delivery)	4000	3688	313
		Rawla (Loose)	3930	3225	705
		Gharsana (Loose)	3940	3200	740
		Raisinghnagar (Loose)	3850	3245	605
	Bikaner	Bikaner (Loose)	Closed	3225	-
		Bikaner (Delivery)	Closed	3386	-
		Nokha(Loose)	Closed	3200	-
		Nokha (Delivery)	Closed	3360	-
		Khajuwala (Loose)	Closed	3300	-
		Khajuwala (Delivery)	Closed	3465	-
		Lunkaransar (Loose)	Closed	3250	-
	Hanumangarh	Hanumangarh (Loose)	Closed	NA	-
		Hanumangarh (Delivery)	Closed	NA	-
		Nohar (Loose)	Closed	NA	-
		Pilibanga (Loose)	Closed	3213	-

	Nagaur	Nagaur (Loose)	Closed	3215	-
	Churu	Churu (Delivery)	Closed	NA	-
	Alwar	Alwar (Loose)	Closed	NA	-
Haryana	Hisar	Adampur (Loose)	Closed	3250	-
		Adampur (Delivery)	Closed	3413	-
	Bhiwani	Bhiwani (Delivery)	Closed	3300	-
		Siwani (Loose)	Closed	3339	-
	Sirsa	Sirsa (Loose)	Closed	3263	-
		Dhabwali (Loose)	Closed	3288	-
		Dhabwali (Delivery)	Closed	3452	-
		Ellanabad (Loose)	Closed	NA	-
	Fatehabad	Fatehabad (Loose)	Closed	3200	-
Gujarat	Banaskantha	Deesa (Loose)	Closed	-	-
	Patan	Patan (Loose)	Closed	3100	-
	Rajkot	Rajkot (Loose)	Closed	-	-
	Jamnagar	Dhrol (Loose)	Closed	-	-
Madhya Pradesh	Gwalior	Dabra (Loose)	Closed	-	-
Guar Gum					
Rajasthan	Jodhpur	Jodhpur	Closed	5325	-
	Alwar	Alwar	Closed	NA	-
	Hanumangarh	Nohar	Closed	NA	-
Haryana	Bhiwani	Bhiwani	Closed	5300	-
	Sirsa	Sirsa	Closed	5400	-
		Dhabwali	Closed	5450	-
		Ellanabad	Closed	NA	-
	Fatehabad	Fatehabad	Closed	5350	-

Week on Week Price: Scenario of Guarseed and Guargum:						
Commodity	District	Centre	Today	Week Ago	Month Ago	Year Ago
Guar Seed			3-Apr-20	26-Mar-20	3-Mar-20	3-Apr-19
Rajasthan	Jodhpur	Jodhpur (Loose)	Closed	Closed	3500	4450
		Jodhpur(Delivery)	Closed	Closed	3675	4673
	Sri-Ganganagar	Sri-Ganganagar(Loose)	Closed	Closed	3525	4150
		Sri-Ganganagar (Delivery)	Closed	Closed	3675	4300
		Rawla (Loose)	NR	-	3650	4120
		Gharsana (Loose)	NR	-	3615	4100
		Raisinghnagar (Loose)	NR	-	3600	4250
	Bikaner	Bikaner (Loose)	Closed	Closed	3670	4120
		Bikaner (Delivery)	Closed	Closed	3854	4326
		Nokha(Loose)	Closed	Closed	3550	4160
		Nokha (Delivery)	Closed	Closed	3728	4368
		Khajuwala (Loose)	Closed	Closed	3500	4228
		Khajuwala (Delivery)	Closed	Closed	3675	4439
		Lunkaransar (Loose)	Closed	Closed	3600	4200
	Hanumangarh	Hanumangarh (Loose)	Closed	Closed	3500	4150
		Hanumangarh (Delivery)	Closed	Closed	3675	4358
		Nohar (Loose)	NR	NR	3550	4150
		Pilibanga (Loose)	Closed	Closed	3525	4140
	Nagaur	Nagaur (Loose)	Closed	Closed	3500	4100
	Churu	Churu (Delivery)	NA	NA	NA	4250
	Alwar	Alwar (Loose)	NA	NA	NA	4000
Haryana	Hisar	Adampur (Loose)	Closed	Closed	3600	4140
		Adampur (Delivery)	Closed	Closed	3780	4347
	Bhiwani	Bhiwani (Delivery)	Closed	NR	3650	4400
		Siwani (Loose)	Closed	closed	3660	4225
	Sirsa	Sirsa (Loose)	Closed	Closed	3765	3960
		Dhabwali (Loose)	Closed	Closed	3600	4210
		Dhabwali (Delivery)	Closed	Closed	3780	4421
		Ellanabad (Loose)	NR	NR	3715	4175
	Fatehabad	Fatehabad (Loose)	Closed	Closed	3500	3900
Gujarat	Banaskantha	Deesa (Loose)	NA	-	-	4025
	Patan	Patan (Loose)	NA	-	2950	4025
	Rajkot	Rajkot (Loose)	NA	-	3475	4100
	Jamnagar	Dhrol (Loose)	NA	-	-	-
M.P.	Gwalior	Dabra (Loose)	NA	-	-	-

Guar Gum						
Rajasthan	Jodhpur	Jodhpur	Closed	Closed	6150	9100
	Alwar	Alwar	NA	NA	NA	8800
	Hanumangarh	Nohar	NR	NR	6150	8800
Haryana	Bhiwani	Bhiwani	Closed	NR	6125	9100
	Sirsa	Sirsa	Closed	Closed	6200	9000
		Dhabwali	Closed	Closed	6200	9000
		Ellanabad	NR	NR	6100	9000
	Fatehabad	Fatehabad	Closed	Closed	6200	8900

Guar Seed Arrivals at Key Spot Markets

[\(Back to Table of Contents\)](#)

Guar Cumulative Arrivals in Key Centers:					
Commodity	District	Centre	Weekly Arrivals (Quintals)		Change
Guar Seed			26th March to 3rd Apr 2020	19th to 26th Mar 2020	
Rajasthan	Jodhpur	Jodhpur	Closed	-	-
	Sri-Ganganagar	Sri-Ganganagar	400	650	-250
		Rawla	526	526	Unch
		Gharsana	380	482	-102
		Raisinghnagar	200	245	-45
	Bikaner	Bikaner	Closed	350	-
		Nokha	Closed	350	-
		Khajuwala	Closed	350	-
		Lunkaransar	Closed	200	-
	Hanumangarh	Hanumangarh	Closed	-	-
		Nohar	Closed	-	-
		Pilibanga	Closed	160	-
	Nagaur	Nagaur	Closed	-	-
	Churu	Churu	Closed	-	-
	Alwar	Alwar	Closed	-	-
Haryana	Hisar	Adampur	Closed	250	-
	Bhiwani	Bhiwani	Closed	-	-
		Siwani	Closed	950	-
	Sirsa	Sirsa	Closed	150	-
		Dhabwali	Closed	150	-
		Ellanabad	Closed	-	-
	Fatehabad	Fatehabad	Closed	-	-
Gujarat	Banaskantha	Deesa	Closed	-	-



	Patan	Patan	Closed	14	-
	Rajkot	Rajkot	Closed	-	-
	Jamnagar	Dhrol	Closed	-	-
Madhya Pradesh	Gwalior	Dabra	Closed	-	-
Total Arrivals/Above Markets			1506	4827	-397

Disclaimer

The information and opinions contained in the document have been compiled from sources believed to be reliable. The company does not warrant its accuracy, completeness and correctness. Use of data and information contained in this report is at your own risk. This document is not, and should not be construed as, an offer to sell or solicitation to buy any commodities. This document may not be reproduced, distributed or published, in whole or in part, by any recipient hereof for any purpose without prior permission from the Company. IASL and its affiliates and/or their officers, directors and employees may have positions in any commodities mentioned in this document (or in any related investment) and may from time to time add to or dispose of any such commodities (or investment). Please see the detailed disclaimer at <http://www.agriwatch.com/disclaimer.php> © 2019 Indian Agribusiness Systems Ltd.