

Guar Weekly Research Report

Table of Contents

- ❖ **Executive Summary**
- ❖ **Recommendations**
- ❖ **Domestic Market Fundamentals**
- ❖ **Processing Margins**
- ❖ **Guar Seed to Gum Ratio**
- ❖ **Guar Gum Weekly Exports**
- ❖ **Technical Analysis (Guar Seed)**
- ❖ **Technical Analysis (Guar Gum)**
- ❖ **Guar Seed & Gum Prices at Key Spot Markets**
- ❖ **Guar Seed Arrivals at Key Centers**

Guar Seed Fundamental Analysis and

Executive Summary

No major trading activities are seen in spot markets because of lock down in India. Guarseed prices are unchanged in Sri Ganganagar markets amid steady supply in this week. NCDEX prices of Guar and Guargum are likely to stay in firm zone on buying interests.

All India weekly average prices rose by 6.73 percent to Rs. 3345.71 per quintal during the week ended 30th Mar 2020. Guar seed (Cluster bean seeds) average price were ruling at Rs. 3134.60 per quintal during 16th March to 23rd March 2020. As compared to prices in the week 24-31 March 2019, the prices are lower by 14.71%. There is no major trading activity in Guar Gum complex due to lock down in India to prevent from spreading COVID-19. It is likely to continue until 14th April 2020.

As per data released by Baker Hughes, the number of oilrigs in USA has lowered by 62 to 602 as on 9th April 2020 compared to 664 in last week and down by 423 compared to 5th April 2019. Total number of oilrigs was recorded at 3085 in March '20 compared to 5113 in the corresponding period in last year. Therefore, exports are being slightly affected.

Currently, 18.57 cases in the world have been identified under Coronavirus impact where 1.14 lakh people could not survive and 4.28 lakh people were recovered. The outbreak has reached almost whole of the world. This has led to lockdown of various countries leading to breakdown of global supply chain of soybean. Many countries have imposed complete lock down to prevent from COVID-19. India is likely to extend its lock down period for two more weeks from 14th April 2020 to avoid sever impact of Coronavirus. However, some sectors like agriculture and supply chain would be given few reliefs for trading and dealing in the markets to fulfill needful domestic demand.

Previous Updates:

As per trade sources, export of guar split has declined in the month of February-20. Exports in the month of February-20 are lower by around 40% compared to previous month. India exported around 2020 tonnes of guar split in the month of February-20 at an average FoB of \$ 1119 per tonne. Of the total quantity, around 1700 tonnes have been exported to China.

As per trade sources, export of guar gum has declined in the month of February-20 by 38.27 percent compared to previous month. India exported around 14596.11 tonnes of guar gum at an average FoB of \$ 1685.40 per tonne in the month of February-20 compared to 23178.89 tonnes in January-20 at an average FoB of \$ 1710.37 per tonne. Exports are expected to decline in March-20 on weak demand in overseas markets.

Recommendation:

Weekly Call- : Market participants are advised to Buy Guar seed future Apr. contract at 3490 levels for a target of 3580 with a stop loss at 3400 on closing basis.

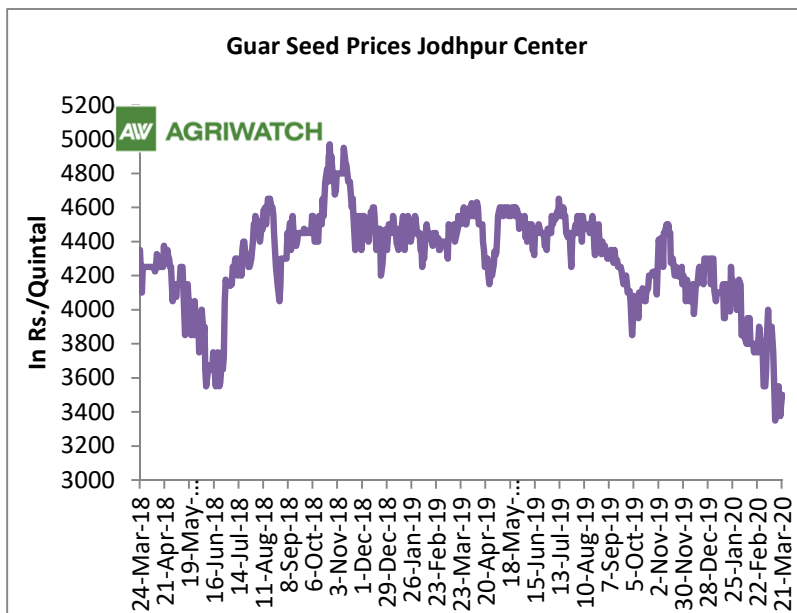
Domestic Guar Seed Market Summary

Outlook:-

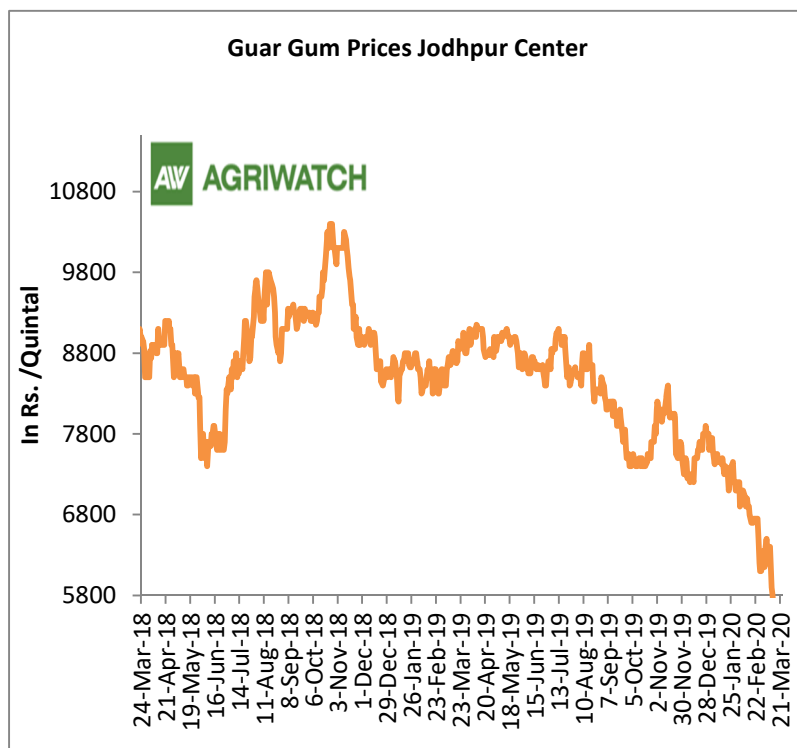
[\(Back to Table of Contents\)](#)

Domestic Front

- Due to lock down in India, there is no major trading activities in Guar complex in last two weeks.



- No major trading activities in Guar gum complex in last two weeks because of lock down in India.
- According to second advance estimate for 2019-20, issued by Gujarat's Department of Agriculture for Guar seed, the area, production and yield are 145000 hectares, 107960 tonnes and 744.52 kg/hectare respectively. As per final estimate for 2018-19 issued by Gujarat's Department of Agriculture for Guar seed the area, production and yield are 134100 hectares, 75380 tonnes and 562.11 kg/hectare respectively.



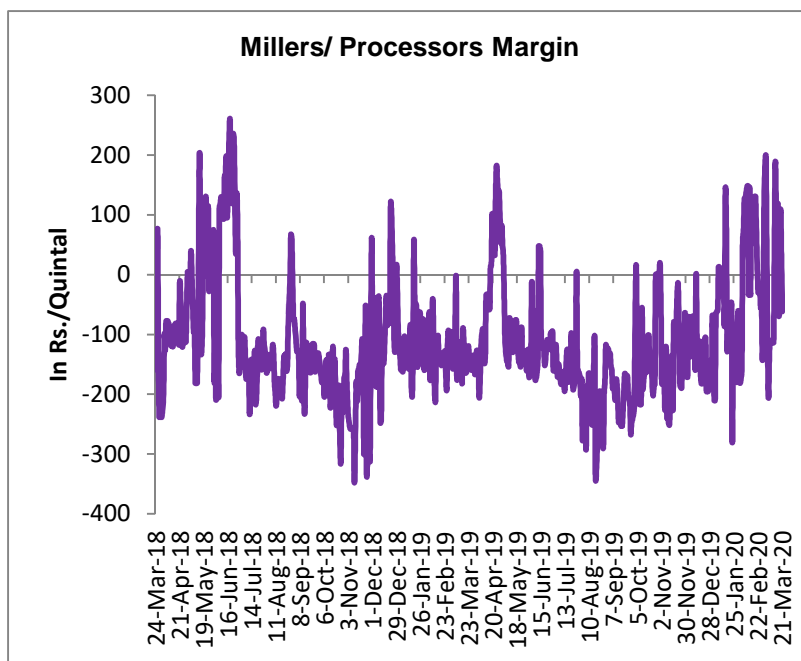
- According to second advance estimate for Kharif 2019-20, issued by Rajasthan's Department of Agriculture for Guar seed, the area, production and yield are 2841314 hectares, 1208100 tonnes and 425 kg/hectare respectively.

According to fourth advance estimate for 2018-19, issued by Rajasthan's Department of Agriculture for Guar seed, the area, production and yield are 3087789 hectares, 1031427 tonnes and 334 kg/hectare respectively.

Millers/Processors Margin

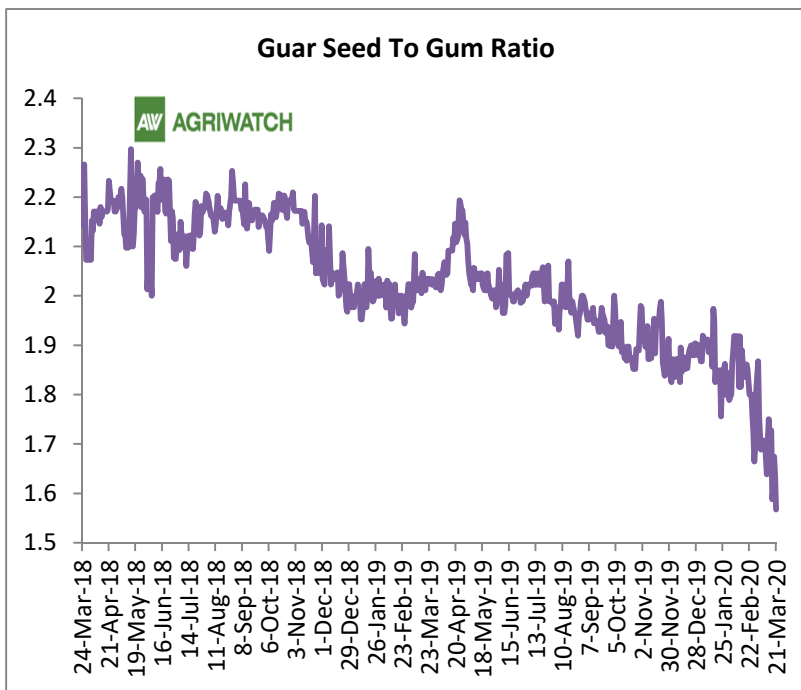
[\(Back to Table of Contents\)](#)

No trading activities amid lock down in India. Therefore, there is no major updates in figures of margin in last two weeks.



Guar Seed to Gum Ratio

No major trading activity in India due to lock down in India. Therefore, no major updates in figures in last two weeks.



Guar Gum Weekly Export

[\(Back to Table of Contents\)](#)

Week On Week Exports	Quantity in MT	Average FoB (\$/T)
01-08 February-2020	2968.84	1621.83
9-16 February-2020	3171.51	1841.83
17-24 February-2020	3833.68	1576.78
25-31 February-2020	4344.01	1787.24
Total	14596.11	1685.4

Source: Trade



Technical Analysis (Guar Seed)

(Back to Table of Contents)

Commodity: Guar Seed
Contract: April

Exchange: NCDEX
Expiry: Apr 20, 2020

Guar Seed (Apr Daily Chart)



Technical Commentary:

- Rise in prices and volume indicates long build up phase.
- RSI is moving in neutral region.
- Prices closed above 9 and 18 EMAs.

Strategy: Buy

Weekly Supports & Resistances			S1	S2	PCP	R1	R2
Guar Seed	NCDEX	Apr	3300	3400	3530	3650	3720
Weekly Trade Call			Call	Entry	T1	T2	SL
Guar Seed	NCDEX	Apr	Buy	Above 3490	3580	3650	3400

Technical Analysis (Guar Gum)

(Back to Table of Contents)

Commodity: Guar Gum
Contract: April

Exchange: NCDEX
Expiry: Apr. 20, 2020

Guar Gum (Apr Daily Chart)



Technical Commentary:

- Rise in price and volume indicates long build up phase.
- RSI is moving in neutral region.
- Prices closed near 9 and 18 EMAs.

Strategy: Buy

Weekly Supports & Resistances			S1	S2	PCP	R1	R2
Guar Gum	NCDEX	Apr	5223	5404	5596	5854	5960
Weekly Trade Call			Call	Entry	T1	T2	SL
Guar Gum	NCDEX	Apr	Buy	Above 5600	5750	5880	5500

Guar Seed & Gum Prices at Key Spot Markets

[\(Back to Table of Contents\)](#)

Guar by – Products Weekly Average Prices				(Prices in Rs/75kg)
Commodity	Centre	3rd March to 9th Apr 2020	26th March to 3rd Apr 2020	Change
Churi	Jodhpur	Closed	Closed	-
Korma	Jodhpur	Closed	Closed	-
Churi	Sri-Ganganagar	Closed	Closed	-
Korma	Sri-Ganganagar	Closed	Closed	-

Guar Export Weekly Average Prices				(Prices in \$/MT)
Commodity	Variety	3rd March to 9th Apr 2020	26th March to 3rd Apr 2020	Change
Guargum Split		Closed	Closed	-
Guargum Powder	200 Mesh 5000 CPS	Closed	Closed	-
	200 Mesh 3500 CPS	Closed	Closed	-
Guargum Meal	40%	Closed	Closed	-
	50%	Closed	Closed	-

Guar Seed Weekly Average Prices:

Commodity	District	Centre	Weekly Prices (Average) (Rs/Qtl)		Change
Guar Seed			3rd March to 9 th Apr 2020	26th March to 3rd Apr 2020	
Rajasthan	Jodhpur	Jodhpur (Loose)	Closed	Closed	-
		Jodhpur(Delivery)	Closed	Closed	-
	Sri-Ganganagar	Sri-Ganganagar(Loose)	3850	3850	Unch
		Sri-Ganganagar (Delivery)	4000	4000	Unch
		Rawla (Loose)	655	3930	-3275
		Gharsana (Loose)	657	3940	-3283
		Raisinghnagar (Loose)	642	3850	-3208
	Bikaner	Bikaner (Loose)	Closed	Closed	-
		Bikaner (Delivery)	Closed	Closed	-
		Nokha(Loose)	Closed	Closed	-
		Nokha (Delivery)	Closed	Closed	-
		Khajuwala (Loose)	Closed	Closed	-
		Khajuwala (Delivery)	Closed	Closed	-
		Lunkaransar (Loose)	Closed	Closed	-
	Hanumangarh	Hanumangarh (Loose)	Closed	Closed	-
		Hanumangarh (Delivery)	Closed	Closed	-
		Nohar (Loose)	Closed	Closed	-
		Pilibanga (Loose)	Closed	Closed	-

	Nagaur	Nagaur (Loose)	Closed	Closed	-
	Churu	Churu (Delivery)	Closed	Closed	-
	Alwar	Alwar (Loose)	Closed	Closed	-
Haryana	Hisar	Adampur (Loose)	Closed	Closed	-
		Adampur (Delivery)	Closed	Closed	-
	Bhiwani	Bhiwani (Delivery)	Closed	Closed	-
		Siwani (Loose)	Closed	Closed	-
	Sirsa	Sirsa (Loose)	Closed	Closed	-
		Dhabwali (Loose)	Closed	Closed	-
		Dhabwali (Delivery)	Closed	Closed	-
		Ellanabad (Loose)	Closed	Closed	-
	Fatehabad	Fatehabad (Loose)	Closed	Closed	-
Gujarat	Banaskantha	Deesa (Loose)	Closed	Closed	-
	Patan	Patan (Loose)	Closed	Closed	-
	Rajkot	Rajkot (Loose)	Closed	Closed	-
	Jamnagar	Dhrol (Loose)	Closed	Closed	-
Madhya Pradesh	Gwalior	Dabra (Loose)	Closed	Closed	-
Guar Gum					
Rajasthan	Jodhpur	Jodhpur	Closed	Closed	-
	Alwar	Alwar	Closed	Closed	-
	Hanumangarh	Nohar	Closed	Closed	-
Haryana	Bhiwani	Bhiwani	Closed	Closed	-
	Sirsa	Sirsa	Closed	Closed	-
		Dhabwali	Closed	Closed	-
		Ellanabad	Closed	Closed	-
	Fatehabad	Fatehabad	Closed	Closed	-

Week on Week Price: Scenario of Guarseed and Guargum:						
Commodity	District	Centre	Today	Week Ago	Month Ago	Year Ago
Guar Seed			9-Apr-20	3-Apr-20	9-Mar-20	9-Apr-19
Rajasthan	Jodhpur	Jodhpur (Loose)	Closed	Closed	Closed	4400
		Jodhpur(Delivery)	Closed	Closed	Closed	4620
	Sri-Ganganagar	Sri-Ganganagar(Loose)	Closed	Closed	Closed	4150
		Sri-Ganganagar (Delivery)	Closed	Closed	Closed	4300
		Rawla (Loose)	Closed	Closed	NR	4100
		Gharsana (Loose)	Closed	Closed	NR	4125
		Raisinghnagar (Loose)	Closed	Closed	Closed	4125
	Bikaner	Bikaner (Loose)	Closed	Closed	Closed	4140
		Bikaner (Delivery)	Closed	Closed	Closed	4347
		Nokha(Loose)	Closed	Closed	Closed	4170
		Nokha (Delivery)	Closed	Closed	Closed	4379
		Khajuwala (Loose)	Closed	Closed	Closed	4150
		Khajuwala (Delivery)	Closed	Closed	Closed	4358
		Lunkaransar (Loose)	Closed	Closed	Closed	4150
	Hanumangarh	Hanumangarh (Loose)	Closed	Closed	3350	4100
		Hanumangarh (Delivery)	Closed	Closed	3518	4305
		Nohar (Loose)	NR	NR	3560	4210
		Pilibanga (Loose)	Closed	Closed	3550	4110
	Nagaur	Nagaur (Loose)	Closed	Closed	Closed	4075
	Churu	Churu (Delivery)	NA	NA	NA	4250
	Alwar	Alwar (Loose)	NA	NA	NA	4000
Haryana	Hisar	Adampur (Loose)	Closed	Closed	Closed	4125
		Adampur (Delivery)	Closed	Closed	Closed	4331
	Bhiwani	Bhiwani (Delivery)	Closed	Closed	Closed	4300
		Siwani (Loose)	Closed	Closed	3560	4300
	Sirsa	Sirsa (Loose)	Closed	Closed	3465	4115
		Dhabwali (Loose)	Closed	Closed	NA	NA
		Dhabwali (Delivery)	Closed	Closed	NA	NA
		Ellanabad (Loose)	NR	NR	3415	4100
	Fatehabad	Fatehabad (Loose)	Closed	Closed	NR	4000
Gujarat	Banaskantha	Deesa (Loose)	Closed	Closed	Closed	-
	Patan	Patan (Loose)	Closed	Closed	-	4070
	Rajkot	Rajkot (Loose)	Closed	Closed	3400	4110
	Jamnagar	Dhrol (Loose)	Closed	Closed	-	-
M.P.	Gwalior	Dabra (Loose)	Closed	Closed	-	-

Guar Gum						
Rajasthan	Jodhpur	Jodhpur	Closed	Closed	Closed	9100
	Alwar	Alwar	Closed	Closed	NA	9000
	Hanumangarh	Nohar	Closed	Closed	6400	8900
Haryana	Bhiwani	Bhiwani	Closed	Closed	Closed	8900
	Sirsa	Sirsa	Closed	Closed	5900	8950
		Dhabwali	Closed	Closed	NA	NA
		Ellanabad	Closed	Closed	5900	9050
	Fatehabad	Fatehabad	Closed	Closed	NR	9000

Guar Seed Arrivals at Key Spot Markets

[\(Back to Table of Contents\)](#)

Guar Cumulative Arrivals in Key Centers:					
Commodity	District	Centre	Weekly Arrivals (Quintals)		Change
Guar Seed			3rd March to 9th Apr 2020	26th March to 3rd Apr 2020	
Rajasthan	Jodhpur	Jodhpur	Closed	Closed	-
	Sri-Ganganagar	Sri-Ganganagar	400	400	Unch
		Rawla	526	526	Unch
		Gharsana	380	380	Unch
		Raisinghnagar	200	200	Unch
	Bikaner	Bikaner	Closed	Closed	-
		Nokha	Closed	Closed	-
		Khajuwala	Closed	Closed	-
		Lunkaransar	Closed	Closed	-
	Hanumangarh	Hanumangarh	Closed	Closed	-
		Nohar	Closed	Closed	-
		Pilibanga	Closed	Closed	-
	Nagaur	Nagaur	Closed	Closed	-
	Churu	Churu	Closed	Closed	-
	Alwar	Alwar	Closed	Closed	-
Haryana	Hisar	Adampur	Closed	Closed	-
	Bhiwani	Bhiwani	Closed	Closed	-
		Siwani	Closed	Closed	-
	Sirsa	Sirsa	Closed	Closed	-
		Dhabwali	Closed	Closed	-
		Ellanabad	Closed	Closed	-
	Fatehabad	Fatehabad	Closed	Closed	-
Gujarat	Banaskantha	Deesa	Closed	Closed	-



	Patan	Patan	Closed	Closed	-
	Rajkot	Rajkot	Closed	Closed	-
	Jamnagar	Dhrol	Closed	Closed	-
Madhya Pradesh	Gwalior	Dabra	Closed	Closed	-
Total Arrivals/Above Markets			1506	4827	Unch

Disclaimer

The information and opinions contained in the document have been compiled from sources believed to be reliable. The company does not warrant its accuracy, completeness and correctness. Use of data and information contained in this report is at your own risk. This document is not, and should not be construed as, an offer to sell or solicitation to buy any commodities. This document may not be reproduced, distributed or published, in whole or in part, by any recipient hereof for any purpose without prior permission from the Company. IASL and its affiliates and/or their officers, directors and employees may have positions in any commodities mentioned in this document (or in any related investment) and may from time to time add to or dispose of any such commodities (or investment). Please see the detailed disclaimer at <http://www.agriwatch.com/disclaimer.php> © 2019 Indian Agribusiness Systems Ltd.