

Guar Weekly Research Report

Table of Contents

- ❖ **Executive Summary**
- ❖ **Recommendations**
- ❖ **Domestic Market Fundamentals**
- ❖ **Processing Margins**
- ❖ **Guar Seed to Gum Ratio**
- ❖ **Guar Gum Weekly Exports**
- ❖ **Technical Analysis (Guar Seed)**
- ❖ **Technical Analysis (Guar Gum)**
- ❖ **Guar Seed & Gum Prices at Key Spot Markets**
- ❖ **Guar Seed Arrivals at Key Centers**

Guar Seed Fundamental Analysis and**Executive Summary****Domestic Guar Seed Market Summary**

No major trading activities are seen in spot markets because of lock down in India. NCDEX prices of Guar and Guargum are likely to stay in weak zone on selling pressures.

All India weekly average prices rose by 6.73 percent to Rs. 3345.71 per quintal during the week ended 30th Mar 2020. Guar seed (Cluster bean seeds) average price were ruling at Rs. 3134.60 per quintal during 16th March to 23rd March 2020. As compared to prices in the week 24-31 March 2019, the prices are lower by 14.71%. There is no major trading activity in Guar Gum complex as lock down in India has been extended until 3rd May 2020 to prevent from spreading COVID-19.

As per data released by Baker Hughes, the number of oilrigs in USA has lowered by 73 to 529 as on 17th April 2020 compared to 602 in last week and down by 483 compared to 18th April 2019. Total number of oilrigs was recorded at 3085 in March '20 compared to 5113 in the corresponding period in last year. Therefore, exports are being slightly affected.

Currently, 24.16 lakh cases in the world have been identified under Coronavirus impact where 1.65 lakh people could not survive and 6.32 lakh people were recovered. The outbreak has reached almost whole of the world. This has led to lockdown of various countries leading to breakdown of global supply chain. Many countries have imposed complete lock down to prevent from COVID-19. India has extended its lock down period for two more weeks from 14th April 2020 after few reliefs in agriculture and supply chain sectors.

Previous Updates:

As per trade sources, export of guar split has declined in the month of February-20. Exports in the month of February-20 are lower by around 40% compared to previous month. India exported around 2020 tonnes of guar split in the month of February-20 at an average FoB of \$ 1119 per tonne. Of the total quantity, around 1700 tonnes have been exported to China.

As per trade sources, export of guar gum has declined in the month of February-20 by 38.27 percent compared to previous month. India exported around 14596.11 tonnes of guar gum at an average FoB of \$ 1685.40 per tonne in the month of February-20 compared to 23178.89 tonnes in January-20 at an average FoB of \$ 1710.37 per tonne. Exports are expected to decline in March-20 on weak demand in overseas markets.

Recommendation:

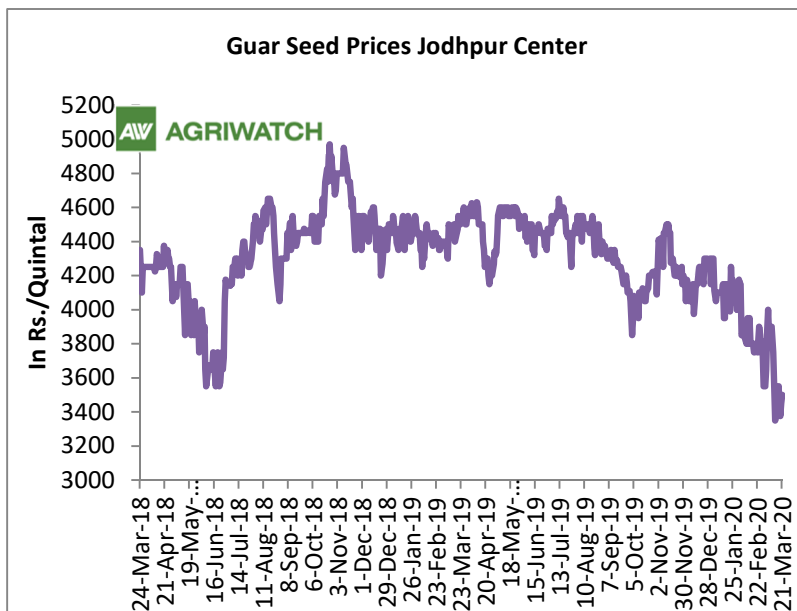
Weekly Call- : Market participants are advised to Sell Guar seed future May contract at 3580 levels for a target of 3495 with a stop loss at 3650 on closing basis.

Outlook:-

[\(Back to Table of Contents\)](#)

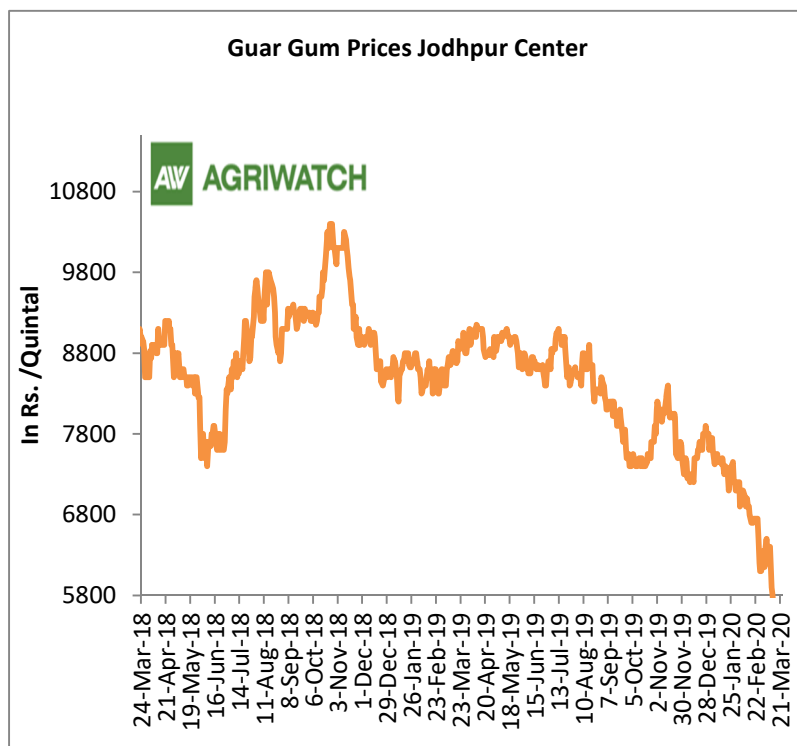
Domestic Front

- No trading activities amid lock down in India. Therefore, no major updates in charts and sentiments.



- No trading activities amid lock down in India. Therefore, no major updates in charts and sentiments.

- According to second advance estimate for 2019-20, issued by Gujarat's Department of Agriculture for Guar seed, the area, production and yield are 145000 hectares, 107960 tonnes and 744.52 kg/hectare respectively. As per final estimate for 2018-19 issued by Gujarat's Department of Agriculture for Guar seed the area, production and yield are 134100 hectares, 75380 tonnes and 562.11 kg/hectare respectively.



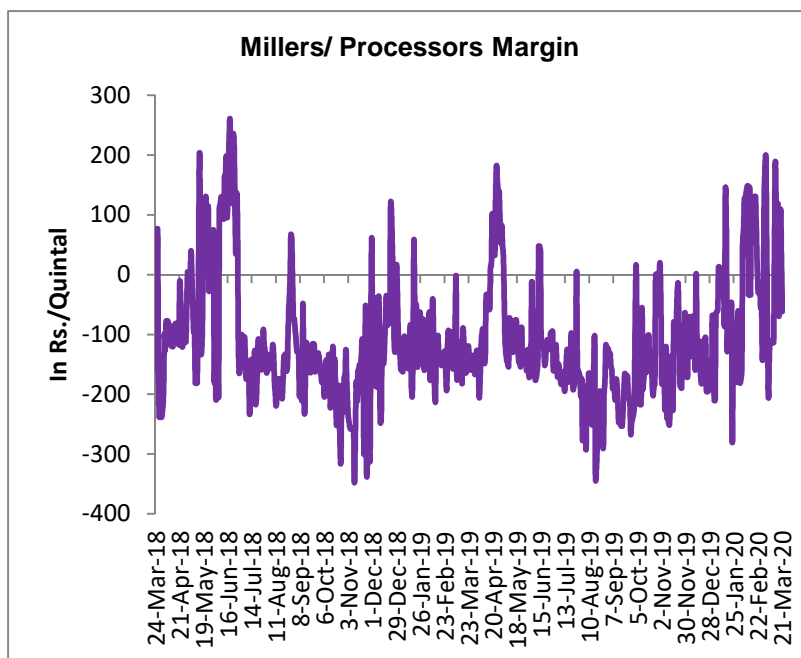
- According to second advance estimate for Kharif 2019-20, issued by Rajasthan's Department of Agriculture for Guar seed, the area, production and yield are 2841314 hectares, 1208100 tonnes and 425 kg/hectare respectively.

According to fourth advance estimate for 2018-19, issued by Rajasthan's Department of Agriculture for Guar seed, the area, production and yield are 3087789 hectares, 1031427 tonnes and 334 kg/hectare respectively.

Millers/Processors Margin

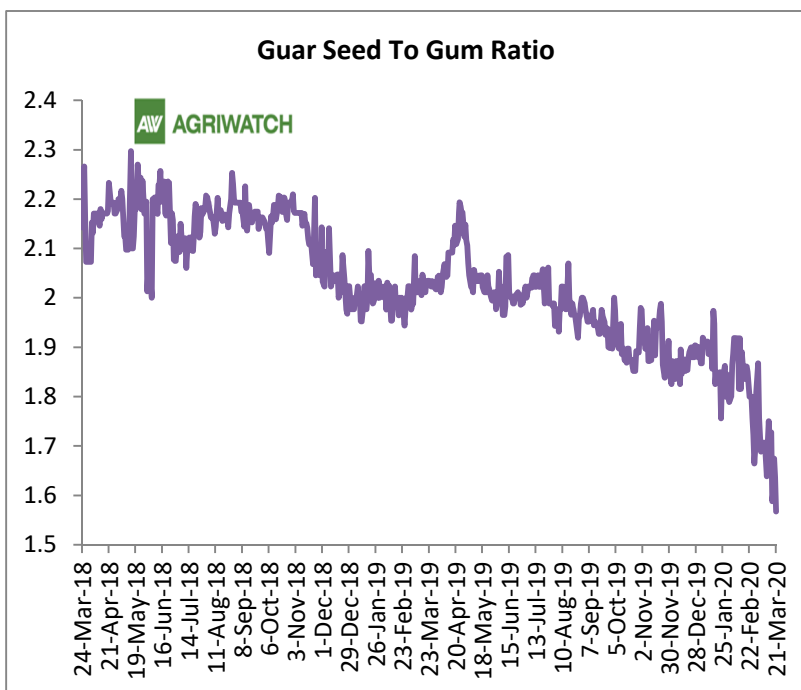
[\(Back to Table of Contents\)](#)

No trading activities amid lock down in India. Therefore, no major updates in charts and sentiments.



Guar Seed to Gum Ratio

No major trading activity in India due to lock down in India. Therefore, no major updates in charts and sentiments.



Guar Gum Weekly Export

[\(Back to Table of Contents\)](#)

Week On Week Exports	Quantity in MT	Average FoB (\$/T)
01-08 February-2020	2968.84	1621.83
9-16 February-2020	3171.51	1841.83
17-24 February-2020	3833.68	1576.78
25-31 February-2020	4344.01	1787.24
Total	14596.11	1685.4

Source: Trade

Technical Analysis (Guar Seed)

([Back to Table of Contents](#))

Commodity: Guar Seed
Contract: May

Exchange: NCDEX
Expiry: May 20, 2020

Guar Seed (May Daily Chart)



Technical Commentary:

- Fall in prices and volume indicates short build up phase.
- RSI is moving in neutral region.
- Prices closed near 9 and 18 EMAs.

Strategy: Sell

Weekly Supports & Resistances			S1	S2	PCP	R1	R2
Guar Seed	NCDEX	May	3320	3400	3586	3690	3770
Weekly Trade Call			Call	Entry	T1	T2	SL
Guar Seed	NCDEX	May	Sell	Above 3580	3495	3430	3650



Technical Analysis (Guar Gum)

(Back to Table of Contents)

Commodity: Guar Gum
Contract: May

Exchange: NCDEX
Expiry: May. 20, 2020



Technical Commentary:

- Fall in prices and volume indicates short build up phase.
- RSI is moving in neutral region.
- Prices closed near 9 and 18 EMAs.

Strategy: Sell

Weekly Supports & Resistances			S1	S2	PCP	R1	R2
Guar Gum	NCDEX	May	5280	5350	5610	5700	5790
Weekly Trade Call			Call	Entry	T1	T2	SL
Guar Gum	NCDEX	May	Sell	Below 5595	5490	5380	5680

Guar Seed & Gum Prices at Key Spot Markets

[\(Back to Table of Contents\)](#)

Guar by – Products Weekly Average Prices				(Prices in Rs/75kg)
Commodity	Centre	10th April to 16th April 2020	2nd April to 9th April 2020	Change
Churi	Jodhpur	2350	Closed	-
Korma	Jodhpur	2475	Closed	-
Churi	Sri-Ganganagar	2250	Closed	-
Korma	Sri-Ganganagar	2550	Closed	-

Guar Export Weekly Average Prices				(Prices in \$/MT)
Commodity	Variety	10th April to 16th April 2020	2nd April to 9th April 2020	Change
Guargum Split		Closed	Closed	-
Guargum Powder	200 Mesh 5000 CPS	Closed	Closed	-
	200 Mesh 3500 CPS	Closed	Closed	-
Guargum Meal	40%	Closed	Closed	-
	50%	Closed	Closed	-

Guar Seed Weekly Average Prices:

Commodity	District	Centre	Weekly Prices (Average) (Rs/Qtl)		Change
			10th April to 16th April 2020	2nd April to 9th April 2020	
Guar Seed	Jodhpur	Jodhpur (Loose)	Closed	Closed	-
		Jodhpur(Delivery)	Closed	Closed	-
	Sri-Ganganagar	Sri-Ganganagar(Loose)	Closed	Closed	-
		Sri-Ganganagar (Delivery)	Closed	Closed	-
		Rawla (Loose)	Closed	Closed	-
		Gharsana (Loose)	Closed	Closed	-
		Raisinghnagar (Loose)	Closed	Closed	-
	Bikaner	Bikaner (Loose)	Closed	Closed	-
		Bikaner (Delivery)	Closed	Closed	-
		Nokha(Loose)	Closed	Closed	-
		Nokha (Delivery)	Closed	Closed	-
		Khajuwala (Loose)	Closed	Closed	-
		Khajuwala (Delivery)	Closed	Closed	-
		Lunkaransar (Loose)	3525	Closed	-
	Hanumangarh	Hanumangarh (Loose)	Closed	Closed	-
		Hanumangarh (Delivery)	Closed	Closed	-
		Nohar (Loose)	Closed	Closed	-
		Pilibanga (Loose)	Closed	Closed	-

	Nagaur	Nagaur (Loose)	Closed	Closed	-
	Churu	Churu (Delivery)	Closed	Closed	-
	Alwar	Alwar (Loose)	Closed	Closed	-
Haryana	Hisar	Adampur (Loose)	Closed	Closed	-
		Adampur (Delivery)	Closed	Closed	-
	Bhiwani	Bhiwani (Delivery)	Closed	Closed	-
		Siwani (Loose)	Closed	Closed	-
	Sirsa	Sirsa (Loose)	Closed	Closed	-
		Dhabwali (Loose)	Closed	Closed	-
		Dhabwali (Delivery)	Closed	Closed	-
		Ellanabad (Loose)	Closed	Closed	-
	Fatehabad	Fatehabad (Loose)	Closed	Closed	-
Gujarat	Banaskantha	Deesa (Loose)	Closed	Closed	-
	Patan	Patan (Loose)	Closed	Closed	-
	Rajkot	Rajkot (Loose)	Closed	Closed	-
	Jamnagar	Dhrol (Loose)	Closed	Closed	-
Madhya Pradesh	Gwalior	Dabra (Loose)	Closed	Closed	-
Guar Gum					
Rajasthan	Jodhpur	Jodhpur	Closed	Closed	-
	Alwar	Alwar	Closed	Closed	-
	Hanumangarh	Nohar	Closed	Closed	-
Haryana	Bhiwani	Bhiwani	Closed	Closed	-
	Sirsa	Sirsa	Closed	Closed	-
		Dhabwali	Closed	Closed	-
		Ellanabad	Closed	Closed	-
	Fatehabad	Fatehabad	Closed	Closed	-

Week on Week Price: Scenario of Guarseed and Guargum:						
Commodity	District	Centre	Today	Week Ago	Month Ago	Year Ago
Guar Seed			16-Apr-20	9-Apr-20	16-Mar-20	16-Apr-19
Rajasthan	Jodhpur	Jodhpur (Loose)	Closed	Closed	3300	4350
		Jodhpur(Delivery)	Closed	Closed	3465	4568
	Sri-Ganganagar	Sri-Ganganagar(Loose)	Closed	Closed	3150	4200
		Sri-Ganganagar (Delivery)	Closed	Closed	3300	4350
		Rawla (Loose)	Closed	Closed	-	4100
		Gharsana (Loose)	Closed	Closed	3230	4060
		Raisinghnagar (Loose)	Closed	Closed	3220	4025
	Bikaner	Bikaner (Loose)	Closed	Closed	3350	4150
		Bikaner (Delivery)	Closed	Closed	3518	4358
		Nokha(Loose)	Closed	Closed	3400	4200
		Nokha (Delivery)	Closed	Closed	3570	4410
		Khajuwala (Loose)	Closed	Closed	3300	NR
		Khajuwala (Delivery)	Closed	Closed	3465	NR
		Lunkaransar (Loose)	3550	Closed	3300	Closed
	Hanumangarh	Hanumangarh (Loose)	Closed	Closed	NA	4000
		Hanumangarh (Delivery)	Closed	Closed	NA	4200
		Nohar (Loose)	Closed	NR	3290	4100
		Pilibanga (Loose)	Closed	Closed	3200	3960
	Nagaur	Nagaur (Loose)	Closed	Closed	3225	4000
	Churu	Churu (Delivery)	Closed	NA	NA	4200
	Alwar	Alwar (Loose)	Closed	NA	NA	3950
Haryana	Hisar	Adampur (Loose)	Closed	Closed	3250	4100
		Adampur (Delivery)	Closed	Closed	3413	4305
	Bhiwani	Bhiwani (Delivery)	Closed	Closed	3300	4225
		Siwani (Loose)	Closed	Closed	3360	4250
	Sirsa	Sirsa (Loose)	Closed	Closed	3300	4150
		Dhabwali (Loose)	Closed	Closed	3270	NA
		Dhabwali (Delivery)	Closed	Closed	3434	NA
		Ellanabad (Loose)	Closed	NR	3250	NA
	Fatehabad	Fatehabad (Loose)	Closed	Closed	3200	NA
Gujarat	Banaskantha	Deesa (Loose)	Closed	NA	-	4000
	Patan	Patan (Loose)	Closed	NA	3000	3975
	Rajkot	Rajkot (Loose)	Closed	NA	-	4055
	Jamnagar	Dhrol (Loose)	Closed	NA	-	-
M.P.	Gwalior	Dabra (Loose)	Closed	NA	-	-

Guar Gum						
Rajasthan	Jodhpur	Jodhpur	Closed	Closed	5700	9100
	Alwar	Alwar	Closed	NA	NA	8900
	Hanumangarh	Nohar	Closed	NR	5500	9000
Haryana	Bhiwani	Bhiwani	Closed	Closed	5400	8700
	Sirsa	Sirsa	Closed	Closed	5500	8800
		Dhabwali	Closed	Closed	5500	NA
		Ellanabad	Closed	NR	5400	NA
	Fatehabad	Fatehabad	Closed	Closed	5400	NA

Guar Seed Arrivals at Key Spot Markets

[\(Back to Table of Contents\)](#)

Guar Cumulative Arrivals in Key Centers:					
Commodity	District	Centre	Weekly Arrivals (Quintals)		Change
Guar Seed			10th April to 16th April 2020	2nd April to 9th April 2020	
Rajasthan	Jodhpur	Jodhpur	Closed	Closed	-
	Sri-Ganganagar	Sri-Ganganagar	Closed	Closed	-
		Rawla	Closed	Closed	-
		Gharsana	Closed	Closed	-
		Raisinghnagar	Closed	Closed	-
	Bikaner	Bikaner	Closed	Closed	-
		Nokha	Closed	Closed	-
		Khajuwala	Closed	Closed	-
		Lunkaransar	55	Closed	-
	Hanumangarh	Hanumangarh	Closed	Closed	-
		Nohar	Closed	Closed	-
		Pilibanga	Closed	Closed	-
	Nagaur	Nagaur	Closed	Closed	-
	Churu	Churu	Closed	Closed	-
	Alwar	Alwar	Closed	Closed	-
Haryana	Hisar	Adampur	Closed	Closed	-
	Bhiwani	Bhiwani	Closed	Closed	-
		Siwani	Closed	Closed	-
	Sirsa	Sirsa	Closed	Closed	-
		Dhabwali	Closed	Closed	-
		Ellanabad	Closed	Closed	-
	Fatehabad	Fatehabad	Closed	Closed	-
Gujarat	Banaskantha	Deesa	Closed	Closed	-



	Patan	Patan	Closed	Closed	-
	Rajkot	Rajkot	Closed	Closed	-
	Jamnagar	Dhrol	Closed	Closed	-
Madhya Pradesh	Gwalior	Dabra	Closed	Closed	-
Total Arrivals/Above Markets			55	-	-

Disclaimer

The information and opinions contained in the document have been compiled from sources believed to be reliable. The company does not warrant its accuracy, completeness and correctness. Use of data and information contained in this report is at your own risk. This document is not, and should not be construed as, an offer to sell or solicitation to buy any commodities. This document may not be reproduced, distributed or published, in whole or in part, by any recipient hereof for any purpose without prior permission from the Company. IASL and its affiliates and/or their officers, directors and employees may have positions in any commodities mentioned in this document (or in any related investment) and may from time to time add to or dispose of any such commodities (or investment). Please see the detailed disclaimer at <http://www.agriwatch.com/disclaimer.php> © 2019 Indian Agribusiness Systems Ltd.