

Guar Weekly Research Report

Table of Contents

- ❖ **Executive Summary**
- ❖ **Recommendations**
- ❖ **Domestic Market Fundamentals**
- ❖ **Processing Margins**
- ❖ **Guar Seed to Gum Ratio**
- ❖ **Guar Gum Weekly Exports**
- ❖ **Technical Analysis (Guar Seed)**
- ❖ **Technical Analysis (Guar Gum)**
- ❖ **Guar Seed & Gum Prices at Key Spot Markets**
- ❖ **Guar Seed Arrivals at Key Centers**

Guar Seed Fundamental Analysis and

Executive Summary

No major developments took place in the guar cash markets due the ongoing nationwide lockdown amidst COVID-19. No major trade activities happened in the major market yard with some exception in Lunkarnsar-Bikaner and Siwani-Bhiwani with limited volume.

The all India guar market prices were not available for month on month and year on year comparison as the guar was not quoted in most of the key market yards during the period under review.

As per data released by Baker Hughes, the number of oilrigs in USA has lowered by 57 to 408 as on 01st May 2020 compared to 465 in last week and down by 582 compared to 3 May 2019. Total number of oilrigs was recorded at 2260 in April'20 compared to 4050 in the corresponding period in last year. Hence, fall in India's guar gum exports.

Export of guar split has improve in the month of March-20. Exports in the month of March-20 are lower by around 54% compared to previous month. India exported around 3120 tonnes of guar split in the month of March-20 at an average FoB of \$ 1194 per tonne. Of the total quantity, around 2500 tonnes have been exported to China.

Export of guar gum has declined in the month of March-20 by 5 percent compared to previous month. India exported around 13820 tonnes of guar gum at an average FoB of \$ 1815 per tonne in the month of Marxh-20 compared to 14596 tonnes in February-20 at an average FoB of \$ 1685.4 per tonne. Of the total 4043 tonnes have been exported to USA. Exports are expected to decline in April-20 on weak demand in overseas markets.

Previous Updates:

As per trade sources, export of guar split has declined in the month of February-20. Exports in the month of February-20 are lower by around 40% compared to previous month. India exported around 2020 tonnes of guar split in the month of February-20 at an average FoB of \$ 1119 per tonne. Of the total quantity, around 1700 tonnes have been exported to China.

As per trade sources, export of guar gum has declined in the month of February-20 by 38.27 percent compared to previous month. India exported around 14596.11 tonnes of guar gum at an average FoB of \$ 1685.40 per tonne in the month of February-20 compared to 23178.89 tonnes in January-20 at an average FoB of \$ 1710.37 per tonne. Exports are expected to decline in March-20 on weak demand in overseas markets.

Recommendation:

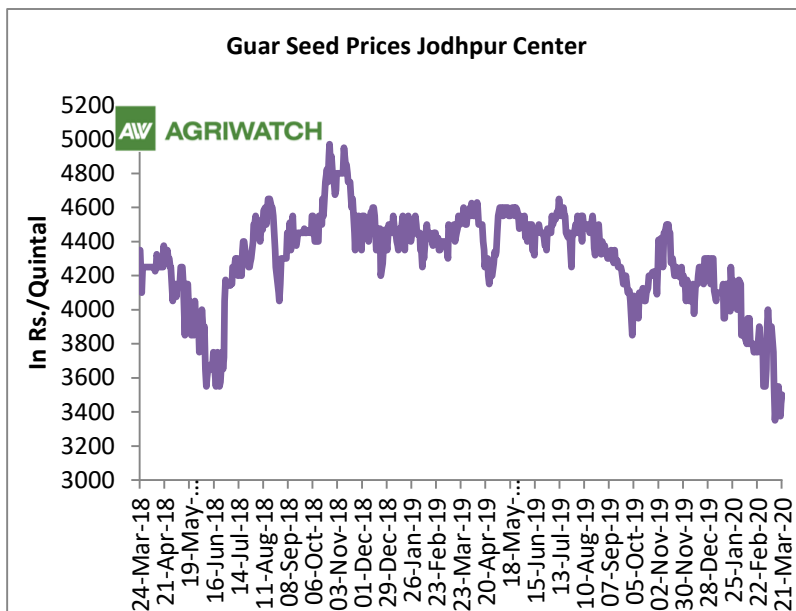
Weekly Call- : Market participants are advised to SELL Guar seed future June contract at 3510 levels for a target of 3400 with a stop loss at 3576.

Outlook:-

[\(Back to Table of Contents\)](#)

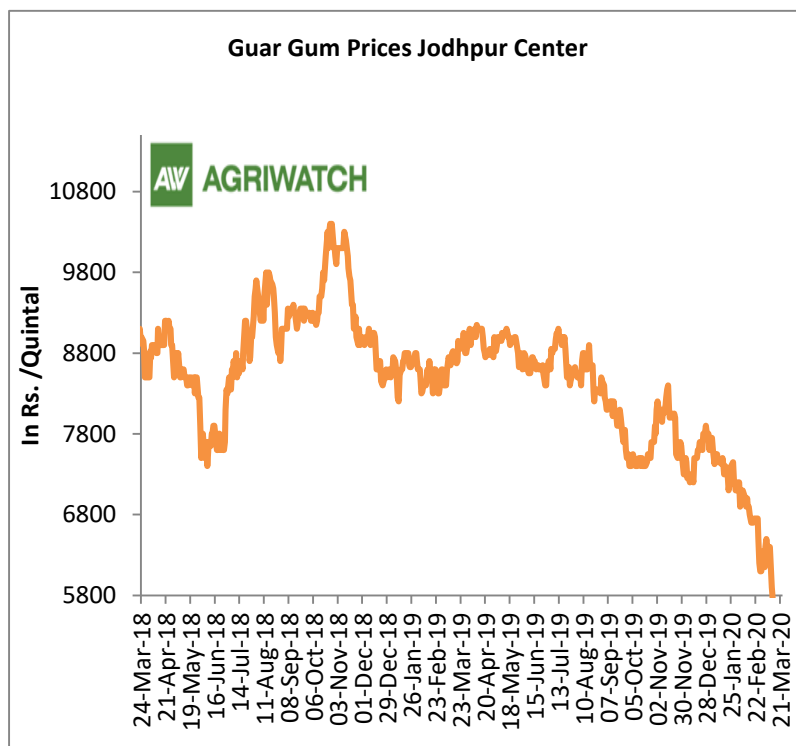
Domestic Front

- No trading activities amid lock down in India. Therefore, no major updates in charts and sentiments.



- No trading activities amid lock down in India. Therefore, no major updates in charts and sentiments.

- According to second advance estimate for 2019-20, issued by Gujarat's Department of Agriculture for Guar seed, the area, production and yield are 145000 hectares, 107960 tonnes and 744.52 kg/hectare respectively. As per final estimate for 2018-19 issued by Gujarat's Department of Agriculture for Guar seed the area, production and yield are 134100 hectares, 75380 tonnes and 562.11 kg/hectare respectively.



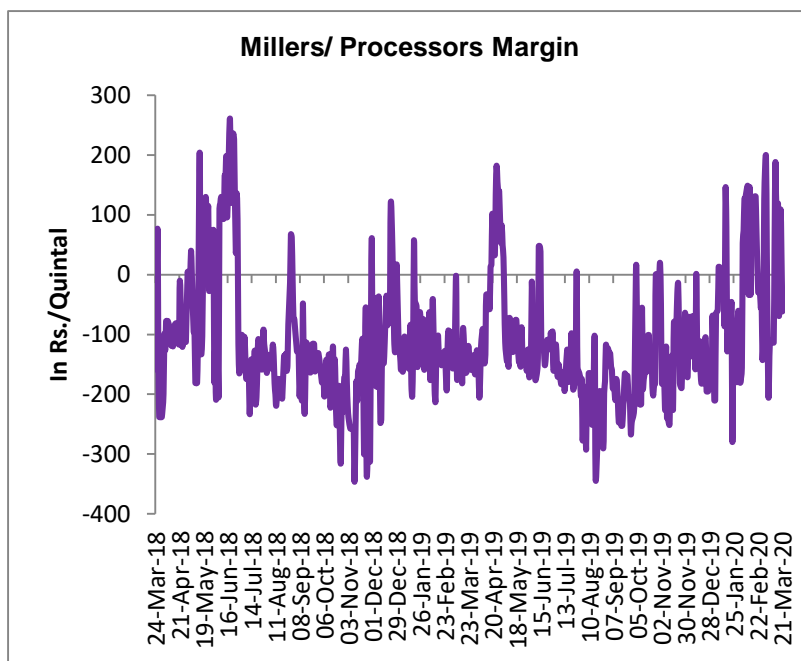
- According to second advance estimate for Kharif 2019-20, issued by Rajasthan's Department of Agriculture for Guar seed, the area, production and yield are 2841314 hectares, 1208100 tonnes and 425 kg/hectare respectively.

According to fourth advance estimate for 2018-19, issued by Rajasthan's Department of Agriculture for Guar seed, the area, production and yield are 3087789 hectares, 1031427 tonnes and 334 kg/hectare respectively.

Millers/Processors Margin

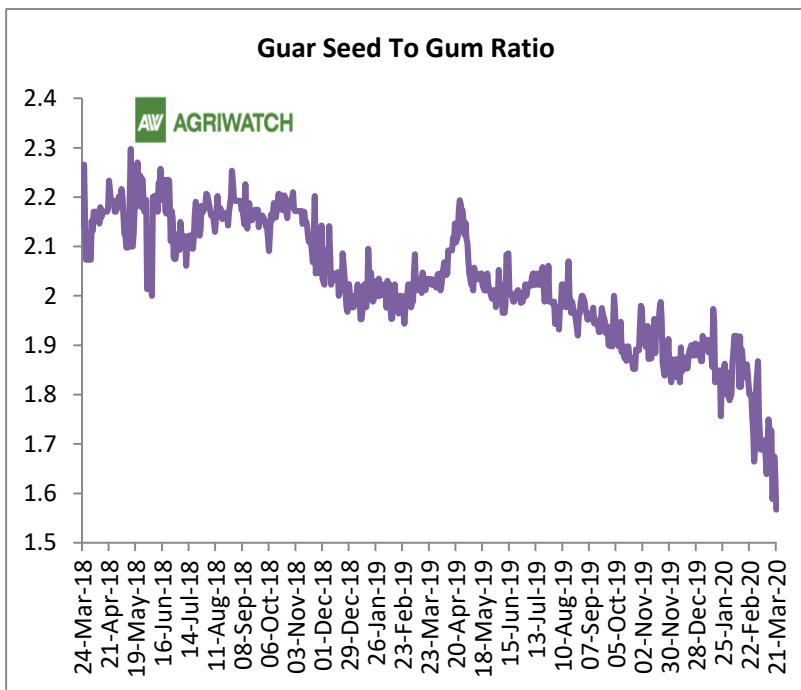
[\(Back to Table of Contents\)](#)

No trading activities amid lock down in India. Therefore, no major updates in charts and sentiments.



Guar Seed to Gum Ratio

No major trading activity in India due to lock down in India. Therefore, no major updates in charts and sentiments.



Guar Gum Weekly Export

[\(Back to Table of Contents\)](#)

Week On Week Exports	Quantity in MT	Average FoB (\$/T)
01-08 March-2020	4950	1875
9-16 March-2020	4870	1581
17-24 March-2020	4000	1990
25-31 March-2020	-	-
Total	13820	1815

Source: Trade



Technical Analysis (Guar Seed)

([Back to Table of Contents](#))

Commodity: Guar Seed
Contract: Jun

Exchange: NCDEX
Expiry: Jun 20, 2020

Guar Seed (Jun Daily Chart)



Technical Commentary:

- Guar Seed price fell on selling pressure in the market during the week.
- Prices closed below 18-day EMA.
- RSI and stockstastic are falling in the neutral region, supporting the weakness.
- Prices are likely to remain weak in near-term.

Strategy: Sell

Weekly Supports & Resistances			S1	S2	PCP	R1	R2
Guar Seed	NCDEX	Jun	3300	3200	3460	3650	3750
Weekly Trade Call			Call	Entry	T1	T2	SL
Guar Seed	NCDEX	Jun	SELL	Below 3510	3400	3350	3576

Technical Analysis (Guar Gum)

[\(Back to Table of Contents\)](#)

Commodity: Guar Gum
Contract: Jun

Exchange: NCDEX
Expiry: Jun 20, 2020

Guar Gum (Jun Daily Chart)



Technical Commentary:

- Guar gum prices witness weak tone on selling pressure.
- RSI and stockhastic are easing in neutral region.
- Prices closed below 9 and 18 EMAs.

Strategy: Sell

Weekly Supports & Resistances			S1	S2	PCP	R1	R2
Guar Gum	NCDEX	Jun	4860	4700	5164	5575	5620
Weekly Trade Call			Call	Entry	T1	T2	SL
Guar Gum	NCDEX	Jun	Sell	Below 5200	5100	5200	5362

Guar Seed & Gum Prices at Key Spot Markets

[\(Back to Table of Contents\)](#)

Guar by – Products Weekly Average Prices (Prices in Rs/75kg)				
Commodity	Centre	24th April to 30th April 2020	17th April to 23rd April 2020	Change
Churi	Jodhpur	Closed	Closed	-
Korma	Jodhpur	Closed	Closed	-
Churi	Sri-Ganganagar	Closed	Closed	-
Korma	Sri-Ganganagar	Closed	Closed	-

Guar Export Weekly Average Prices (Prices in \$/MT)				
Commodity	Variety	24th April to 30th April 2020	17th April to 23rd April 2020	Change
Guargum Split		Closed	Closed	-
Guargum Powder	200 Mesh 5000 CPS	Closed	Closed	-
	200 Mesh 3500 CPS	Closed	Closed	-
Guargum Meal	40%	Closed	Closed	-
	50%	Closed	Closed	-

Guar Seed Weekly Average Prices:

Commodity	District	Centre	Weekly Prices (Average) (Rs/Qtl)		Change
			24th April to 30th April 2020	17th April to 23rd April 2020	
Guar Seed	Jodhpur	Jodhpur (Loose)	Closed	Closed	-
		Jodhpur(Delivery)	Closed	Closed	-
	Sri-Ganganagar	Sri-Ganganagar(Loose)	Closed	Closed	-
		Sri-Ganganagar (Delivery)	Closed	Closed	-
		Rawla (Loose)	Closed	Closed	-
		Gharsana (Loose)	Closed	Closed	-
		Raisinghnagar (Loose)	Closed	Closed	-
	Bikaner	Bikaner (Loose)	Closed	Closed	-
		Bikaner (Delivery)	Closed	Closed	-
		Nokha(Loose)	Closed	Closed	-
		Nokha (Delivery)	Closed	Closed	-
		Khajuwala (Loose)	Closed	Closed	-
		Khajuwala (Delivery)	Closed	Closed	-
		Lunkaransar (Loose)	3483	Closed	-
	Hanumangarh	Hanumangarh (Loose)	Closed	Closed	-
		Hanumangarh (Delivery)	Closed	Closed	-
		Nohar (Loose)	Closed	Closed	-

		Pilibanga (Loose)	Closed	Closed	-
	Nagaur	Nagaur (Loose)	Closed	Closed	-
	Churu	Churu (Delivery)	Closed	Closed	-
	Alwar	Alwar (Loose)	Closed	Closed	-
Haryana	Hisar	Adampur (Loose)	Closed	Closed	-
		Adampur (Delivery)	Closed	Closed	-
	Bhiwani	Bhiwani (Delivery)	Closed	Closed	-
		Siwani (Loose)	Closed	Closed	-
	Sirsa	Sirsa (Loose)	Closed	Closed	-
		Dhabwali (Loose)	Closed	Closed	-
		Dhabwali (Delivery)	Closed	Closed	-
		Ellanabad (Loose)	Closed	Closed	-
	Fatehabad	Fatehabad (Loose)	Closed	Closed	-
Gujarat	Banaskantha	Deesa (Loose)	Closed	Closed	-
	Patan	Patan (Loose)	Closed	Closed	-
	Rajkot	Rajkot (Loose)	Closed	Closed	-
	Jamnagar	Dhrol (Loose)	Closed	Closed	-
Madhya Pradesh	Gwalior	Dabra (Loose)	Closed	Closed	-
Guar Gum					
Rajasthan	Jodhpur	Jodhpur	Closed	Closed	-
	Alwar	Alwar	Closed	Closed	-
	Hanumangarh	Nohar	Closed	Closed	-
Haryana	Bhiwani	Bhiwani	Closed	Closed	-
	Sirsa	Sirsa	Closed	Closed	-
		Dhabwali	Closed	Closed	-
		Ellanabad	Closed	Closed	-
	Fatehabad	Fatehabad	Closed	Closed	-

Week on Week Price: Scenario of Guarseed and Guargum:						
Commodity	District	Centre	Today	Week Ago	Month Ago	Year Ago
Guar Seed			30-Apr-20	24-Apr-20	30-Mar-20	30-Apr-19
Rajasthan	Jodhpur	Jodhpur (Loose)	Closed	Closed	Closed	4120
		Jodhpur(Delivery)	Closed	Closed	Closed	4326
	Sri-Ganganagar	Sri-Ganganagar(Loose)	Closed	0	Closed	4150
		Sri-Ganganagar (Delivery)	Closed	0	Closed	4300
		Rawla (Loose)	Closed	0	0	4000
		Gharsana (Loose)	Closed	0	0	3995
		Raisinghnagar (Loose)	Closed	0	0	Closed
	Bikaner	Bikaner (Loose)	Closed	0	Closed	4030
		Bikaner (Delivery)	Closed	0	Closed	4232
		Nokha(Loose)	Closed	0	Closed	4025
		Nokha (Delivery)	Closed	0	Closed	4226
		Khajuwala (Loose)	Closed	0	Closed	NA
		Khajuwala (Delivery)	Closed	0	Closed	NA
		Lunkaransar (Loose)	Closed	0	Closed	4050
	Hanumangarh	Hanumangarh (Loose)	Closed	0	Closed	0
		Hanumangarh (Delivery)	Closed	0	Closed	0
		Nohar (Loose)	Closed	0	NR	4150
		Pilibanga (Loose)	Closed	Closed	Closed	0
	Nagaur	Nagaur (Loose)	Closed	Closed	Closed	4050
	Churu	Churu (Delivery)	0	0	NA	4150
	Alwar	Alwar (Loose)	Closed	0	NA	3900
Haryana	Hisar	Adampur (Loose)	Closed	Closed	Closed	NA
		Adampur (Delivery)	Closed	Closed	Closed	NA
	Bhiwani	Bhiwani (Delivery)	0	0	NR	4225
		Siwani (Loose)	Closed	Closed	closed	4110
	Sirsa	Sirsa (Loose)	Closed	Closed	Closed	0
		Dhabwali (Loose)	Closed	Closed	Closed	0
		Dhabwali (Delivery)	Closed	Closed	Closed	0
		Ellanabad (Loose)	0	0	NR	0
	Fatehabad	Fatehabad (Loose)	Closed	Closed	Closed	0
Gujarat	Banaskantha	Deesa (Loose)	Closed	0	0	3950
	Patan	Patan (Loose)	Closed	0	0	3925
	Rajkot	Rajkot (Loose)	Closed	0	0	3985
	Jamnagar	Dhrol (Loose)	Closed	0	0	0

M.P.	Gwalior	Dabra (Loose)	Closed	0	0	0
Guar Gum						
Rajasthan	Jodhpur	Jodhpur	Closed	Closed	Closed	8750
	Alwar	Alwar	Closed	0	NA	8700
	Hanumangarh	Nohar	0	0	NR	8900
Haryana	Bhiwani	Bhiwani	0	0	NR	8900
	Sirsa	Sirsa	Closed	Closed	Closed	0
		Dhabwali	Closed	Closed	Closed	0
		Ellanabad	0	0	NR	0
	Fatehabad	Fatehabad	Closed	Closed	Closed	0

Guar Seed Arrivals at Key Spot Markets

[\(Back to Table of Contents\)](#)

Guar Cumulative Arrivals in Key Centers:					
Commodity	District	Centre	Weekly Arrivals (Quintals)		Change
Guar Seed			24th April to 30th April 2020	17th April to 23rd April 2020	
Rajasthan	Jodhpur	Jodhpur	Closed	Closed	-
	Sri-Ganganagar	Sri-Ganganagar	Closed	Closed	-
		Rawla	Closed	Closed	-
		Gharsana	Closed	Closed	-
		Raisinghnagar	Closed	Closed	-
	Bikaner	Bikaner	Closed	Closed	-
		Nokha	Closed	Closed	-
		Khajuwala	Closed	Closed	-
		Lunkaransar	Closed	Closed	-
	Hanumangarh	Hanumangarh	Closed	Closed	-
		Nohar	Closed	Closed	-
		Pilibanga	Closed	Closed	-
	Nagaur	Nagaur	Closed	Closed	-
	Churu	Churu	Closed	Closed	-
	Alwar	Alwar	Closed	Closed	-
Haryana	Hisar	Adampur	Closed	Closed	-
	Bhiwani	Bhiwani	Closed	Closed	-
		Siwani	Closed	Closed	-
	Sirsa	Sirsa	Closed	Closed	-
		Dhabwali	Closed	Closed	-
		Ellanabad	Closed	Closed	-
	Fatehabad	Fatehabad	Closed	Closed	-



Gujarat	Banaskantha	Deesa	Closed	Closed	-
	Patan	Patan	Closed	Closed	-
	Rajkot	Rajkot	Closed	Closed	-
	Jamnagar	Dhrol	Closed	Closed	-
Madhya Pradesh	Gwalior	Dabra	Closed	Closed	-
Total Arrivals/Above Markets			-	-	-

Disclaimer

The information and opinions contained in the document have been compiled from sources believed to be reliable. The company does not warrant its accuracy, completeness and correctness. Use of data and information contained in this report is at your own risk. This document is not, and should not be construed as, an offer to sell or solicitation to buy any commodities. This document may not be reproduced, distributed or published, in whole or in part, by any recipient hereof for any purpose without prior permission from the Company. IASL and its affiliates and/or their officers, directors and employees may have positions in any commodities mentioned in this document (or in any related investment) and may from time to time add to or dispose of any such commodities (or investment). Please see the detailed disclaimer at <http://www.agriwatch.com/disclaimer.php> © 2019 Indian Agribusiness Systems Ltd.