



## Guar Weekly Research Report

### Table of Contents

- ❖ **Executive Summary**
- ❖ **Recommendations**
- ❖ **Domestic Market Fundamentals**
- ❖ **Processing Margins**
- ❖ **Guar Seed to Gum Ratio**
- ❖ **Guar Gum Weekly Exports**
- ❖ **Technical Analysis (Guar Seed)**
- ❖ **Technical Analysis (Guar Gum)**
- ❖ **Guar Seed & Gum Prices at Key Spot Markets**
- ❖ **Guar Seed Arrivals at Key Centers**

Guar Seed Fundamental Analysis**Executive Summary**

**Guar seed prices featured gains on improved buying during the week in review. However, need based buying featured in the cash market yards.**

**Nationwide relaxation in lockdown have raised hope of fresh demand in coming days.**

**However, volume of trade remained thin due to weak domestic and overseas demand of the guar products.**

**As per data released by Baker Hughes, the number of oilrigs in USA has lowered by 5 to 279 as on 12th June 2020 compared to 284 last week and down by 690 compared to 14th June 2019. Total number of oilrigs was recorded at 1740 in May'20 compared to 4932 in the corresponding period in last year. Hence, fall in India's guar gum exports.**

**Export of guar gum have further declined in the month of April-20 by 32 percent compared to previous month. India exported around 9437 tonnes of guar gum at an average FoB of \$ 1599 per tonne in the month of April-20 compared to 13820 tonnes in March-20 at an average FoB of \$ 1815 per tonne. Of the total 2266 tonnes have been exported to Germany. Exports are expected to decline in May-20 on weak demand in overseas markets.**

**Export of guar split have improved in the month of April-20. Exports in the month of April-20 are up by around 177% compared to previous month. India exported around 8640 tonnes of guar split in the month of April-20 at an average FoB of \$ 985 per tonne. Of the total quantity, around 7920 tonnes have been exported to China.**

**Previous Updates:**

**Export of guar split has improve in the month of March-20. Exports in the month of March-20 are lower by around 54% compared to previous month. India exported around 3120 tonnes of guar split in the month of March-20 at an average FoB of \$ 1194 per tonne. Of the total quantity, around 2500 tonnes have been exported to China.**

**Export of guar gum has declined in the month of March-20 by 5 percent compared to previous month. India exported around 13820 tonnes of guar gum at an average FoB of \$ 1815 per tonne in the month of March-20 compared to 14596 tonnes in February-20 at an average FoB of \$ 1685.4 per tonne. Of the total 4043 tonnes have been exported to USA. Exports are expected to decline in April-20 on weak demand in overseas markets.**

**Recommendation:**

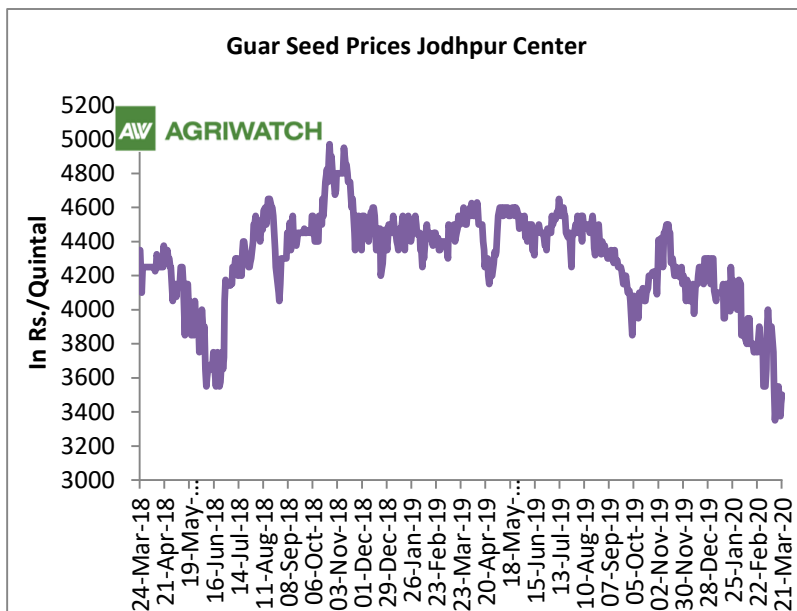
**Weekly Call- : Market participants are advised to BUY Guar seed future July contract above 3500 levels for a target of 3650 with a stop loss at 3410.**

## Outlook:-

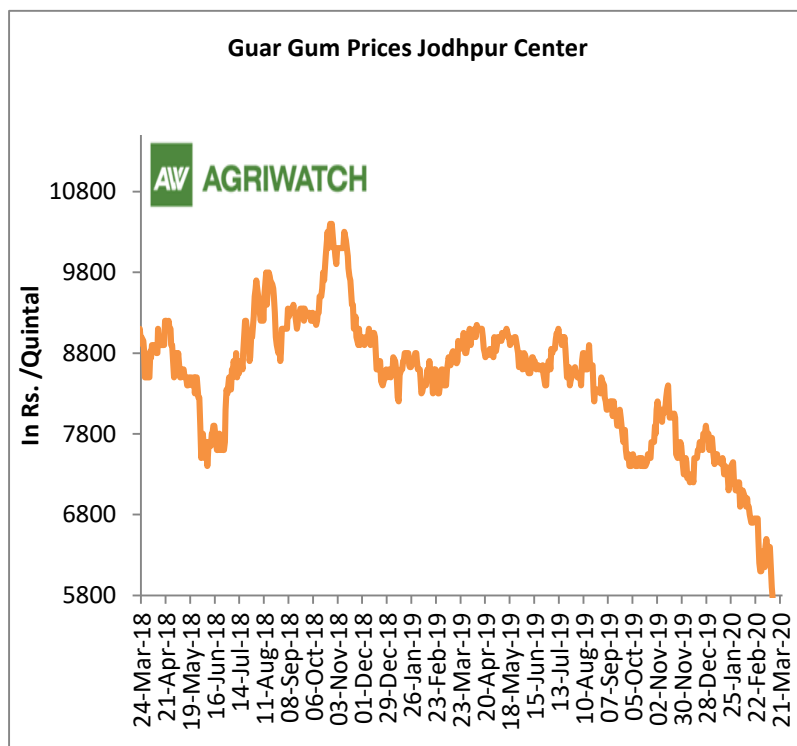
[\(Back to Table of Contents\)](#)

### Domestic Front

- The trading activities have resumed in Jodhpur after more than two-and-a-half month COVID-19 lockdown in India.
- The benchmark, Jodhpur guar seed prices edged-up during the week under review.



- No major activity witnessed in the guar gum market, during the week under review.
- According to second advance estimate for 2019-20, issued by Gujarat's Department of Agriculture for Guar seed, the area, production and yield are 145000 hectares, 107960 tonnes and 744.52 kg/hectare respectively. As per final estimate for 2018-19 issued by Gujarat's Department of Agriculture for Guar seed the area, production and yield are 134100 hectares, 75380 tonnes and 562.11 kg/hectare respectively.

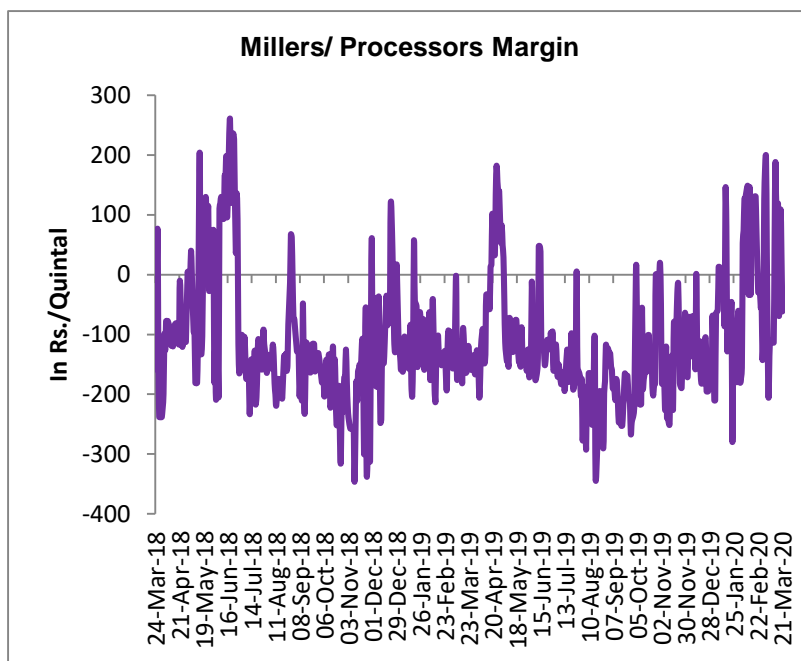


- According to second advance estimate for Kharif 2019-20, issued by Rajasthan's Department of Agriculture for Guar seed, the area, production and yield are 2841314 hectares, 1208100 tonnes and 425 kg/hectare respectively. According to fourth advance estimate for 2018-19, issued by Rajasthan's Department of Agriculture for Guar seed, the area, production and yield are 3087789 hectares, 1031427 tonnes and 334 kg/hectare respectively.

## Millers/Processors Margin

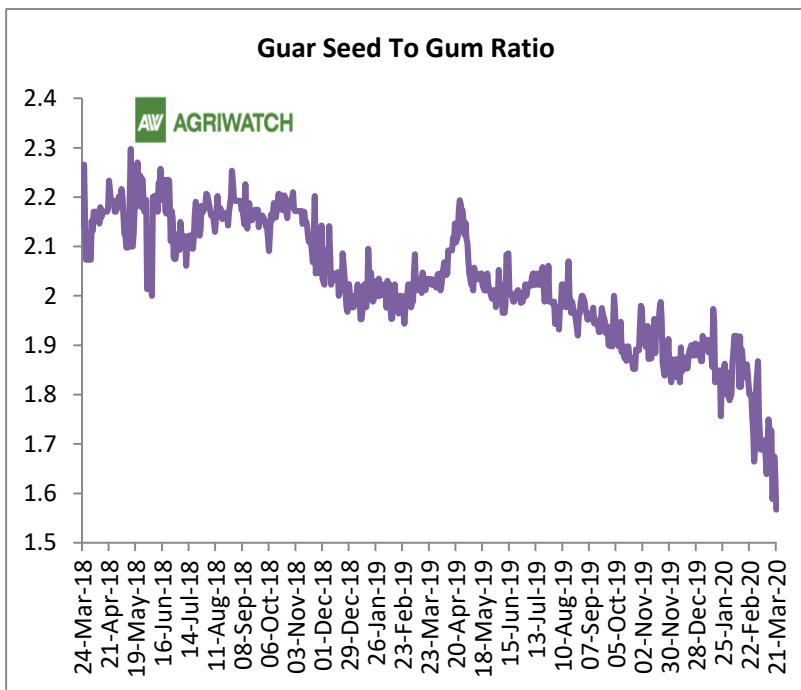
([Back to Table of Contents](#))

No trading activities due to weak export sales in guar gum.



## Guar Seed to Gum Ratio

No major trading activity in India. Therefore, no major updates in charts and sentiments.





**Guar Gum Weekly Export**

**([Back to Table of Contents](#))**

<b>Week On Week Exports</b>	<b>Quantity in MT</b>	<b>Average FoB (\$/T)</b>
<i>01-08 April-2020</i>	<i>1273</i>	<i>1727</i>
<i>9-16 April-2020</i>	<i>2755</i>	<i>1712</i>
<i>17-24 April-2020</i>	<i>3518</i>	<i>1461</i>
<i>25-31 April-2020</i>	<i>1891</i>	<i>1496</i>
<i>Total</i>	<i>9437</i>	<i>1599</i>

Source: Trade

## Technical Analysis (Guar Seed)

([Back to Table of Contents](#))

Commodity: Guar Seed  
Contract: Jul

Exchange: NCDEX  
Expiry: Jul 20, 2020

### Guar Seed (Jul Daily Chart)



### Technical Commentary:

- Guar Seed ended below previous day's level, during the week.
- Prices closed above 9-day EMA.
- RSI and stochastic are rising in the neutral region, supporting the gains.
- Prices are likely to feature gains in near-term.

### Strategy: BUY

Weekly Supports & Resistances			S1	S2	PCP	R1	R2
Guar Seed	NCDEX	Jul	3428	3338	3567	3800	3900
Weekly Trade Call			Call	Entry	T1	T2	SL
Guar Seed	NCDEX	Jul	BUY	Above 3500	3650	3750	3410

## Technical Analysis (Guar Gum)

([Back to Table of Contents](#))

Commodity: Guar Gum  
Contract: Jul

Exchange: NCDEX  
Expiry: Jul 20, 2020

### Guar Gum (Jul Daily Chart)



### Technical Commentary:

- Guar gum ended below previous week's levels.
- RSI and stochastic are easing in the neutral region.
- Prices closed above 9 day EMA.
- Prices are expected to gain in near-term.

### Strategy: BUY

Weekly Supports & Resistances			S1	S2	PCP	R1	R2
Guar Gum	NCDEX	Jul	5200	5000	5518	5900	6000
Weekly Trade Call			Call	Entry	T1	T2	SL
Guar Gum	NCDEX	Jul	BUY	Above 5500	5700	5800	5380

Guar Seed & Gum Prices at Key Spot Markets

[\(Back to Table of Contents\)](#)

Guar by – Products Weekly Average Prices:				
Commodity	Centre	05th Jun to 11th Jun 2020	29th May to 04th Jun 2020	Change
Churi	Jodhpur	2233	2300	-67
Korma	Jodhpur	2728	2681	47
Churi	Sri-Ganganagar	2006	2100	-94
Korma	Sri-Ganganagar	2638	2625	13
Prices in Rs/75kg				

Guar Export Weekly Average Prices:				
Commodity	Variety	05th Jun to 11th Jun 2020	29th May to 04th Jun 2020	Change
Guargum Split		728	728	-1
Guargum Powder	200 Mesh 5000 CPS	992	993	-1
	200 Mesh 3500 CPS	926	927	-1
Guargum Meal	40%	397	397	0
	50%	463	464	0
Prices in \$/MT				

Guar Seed Weekly Average Prices:					
Commodity	District	Centre	Weekly Prices (Average ) (Rs/Qtl)		Change
Guar Seed			05th Jun to 11th Jun 2020	29th May to 04th Jun 2020	
Rajasthan	Jodhpur	Jodhpur (Loose)	3551	3358	193
		Jodhpur(Delivery)	3728	3526	202
	Sri-Ganganagar	Sri-Ganganagar(Loose)			-
		Sri-Ganganagar (Delivery)			-
		Rawla (Loose)			-



		Gharsana (Loose)			-
		Raisinghnagar (Loose)			-
	Bikaner	Bikaner (Loose)	3338	3305	33
		Bikaner (Delivery)	3504	3470	34
		Nokha(Loose)			-
		Nokha (Delivery)			-
		Khajuwala (Loose)	3292	3294	-2
		Khajuwala (Delivery)	3456	3459	-2
		Lunkaransar (Loose)	3400	3392	8
	Hanumangarh	Hanumangarh (Loose)			-
		Hanumangarh (Delivery)			-
		Nohar (Loose)			-
		Pilibanga (Loose)	0	529	-529
	Nagaur	Nagaur (Loose)			-
	Churu	Churu (Delivery)			-
	Alwar	Alwar (Loose)			-
Haryana	Hisar	Adampur (Loose)	3399	3368	31
		Adampur (Delivery)	3569	3537	32
	Bhiwani	Bhiwani (Delivery)	3579	3600	-21
		Siwani (Loose)	3555	3523	32
	Sirsa	Sirsa (Loose)			-
		Dhabwali (Loose)			-
		Dhabwali (Delivery)			-
		Ellanabad (Loose)			-
	Fatehabad	Fatehabad (Loose)	3325	3317	8
Gujarat	Banaskantha	Deesa (Loose)		8875	-
	Patan	Patan (Loose)	6850		-
	Rajkot	Rajkot (Loose)	3367	3343	24
	Jamnagar	Dhrol (Loose)		3275	-
Madhya Pradesh	Gwalior	Dabra (Loose)			-
Guar Gum					
Rajasthan	Jodhpur	Jodhpur	5579	5363	217
	Alwar	Alwar			-
	Hanumangarh	Nohar			-
Haryana	Bhiwani	Bhiwani	5273	5200	73
	Sirsa	Sirsa			-
		Dhabwali			-
		Ellanabad			-
	Fatehabad	Fatehabad	5517	5167	350

Guar Cumulative Arrivals in Key Centers:					
Commodity	District	Centre	Weekly Arrivals (Quintals)		Change
Guar Seed			05th Jun to 11th Jun 2020	29th May to 04th Jun 2020	
Rajasthan	Jodhpur	Jodhpur	0	10	-10
	Sri-Ganganagar	Sri-Ganganagar			-
		Rawla			-
		Gharsana			-
		Raisinghnagar			-
	Bikaner	Bikaner	1200	1050	150
		Nokha	0	0	Unch
		Khajuwala	900	850	50
		Lunkaransar	1200	430	770
	Hanumangarh	Hanumangarh	0	0	Unch
		Nohar	0	0	Unch
		Pilibanga	0	4	-4
	Nagaur	Nagaur	0	0	Unch
	Churu	Churu	0	0	Unch
	Alwar	Alwar	0	0	Unch
Haryana	Hisar	Adampur	800	575	225
	Bhiwani	Bhiwani	800	0	800
		Siwani	2200	900	1300
	Sirsa	Sirsa	0	0	Unch
		Dhabwali	0	0	Unch
		Ellanabad	0	0	Unch
	Fatehabad	Fatehabad	110	130	-20
Gujarat	Banaskantha	Deesa	0	572	-572
	Patan	Patan	166	0	166
	Rajkot	Rajkot	320	140	180
	Jamnagar	Dhrol	0	10	-10
Madhya Pradesh	Gwalior	Dabra	0	0	Unch
Total Arrivals/Above Markets					3025

Week on Week Price: Scenario of Guarseed and Guargum:						
Commodity	District	Centre	Today	Week Ago	Month Ago	Year Ago
Guar Seed			11-Jun-20	4-Jun-20	11-May-20	11-Jun-19
Rajasthan	Jodhpur	Jodhpur (Loose)	3600	3400	Closed	Closed
		Jodhpur(Delivery)	3780	3570	Closed	Closed
	Sri-Ganganagar	Sri-Ganganagar(Loose)	NA	NA	Closed	4100
		Sri-Ganganagar (Delivery)	NA	NA	Closed	4250
		Rawla (Loose)	NR	NR	0	4000
		Gharsana (Loose)	NR	NR	0	3990
		Raisinghnagar (Loose)	NA	NA	0	3950
	Bikaner	Bikaner (Loose)	3325	3350	Closed	4090
		Bikaner (Delivery)	3491	3518	Closed	4295
		Nokha(Loose)	NA	NA	Closed	4050
		Nokha (Delivery)	NA	NA	Closed	4253
		Khajuwala (Loose)	3300	3370	Closed	4000
		Khajuwala (Delivery)	3465	3539	Closed	4200
		Lunkaransar (Loose)	3400	3450	Closed	4100
	Hanumangarh	Hanumangarh (Loose)	NA	NA	Closed	4000
		Hanumangarh (Delivery)	NA	NA	Closed	4200
		Nohar (Loose)	NR	NR	NR	4100
		Pilibanga (Loose)	0	0	Closed	3981
	Nagaur	Nagaur (Loose)	NA	NA	Closed	Closed
	Churu	Churu (Delivery)	NA	NA	NA	4150
	Alwar	Alwar (Loose)	NA	NA	NA	3900
Haryana	Hisar	Adampur (Loose)	3370	3400	NA	4100
		Adampur (Delivery)	3539	3570	NA	4305
	Bhiwani	Bhiwani (Delivery)	3500	3600	NA	4225
		Siwani (Loose)	3550	3570	3500	4220
	Sirsa	Sirsa (Loose)	NA	NA	NA	4050
		Dhabwali (Loose)	NA	NA	Closed	4050
		Dhabwali (Delivery)	NA	NA	Closed	4253
		Ellanabad (Loose)	NR	NR	NR	3900
	Fatehabad	Fatehabad (Loose)	3350	3350	Closed	3950

Gujarat	Banaskantha	Deesa (Loose)	NA	8750	1200	3925
	Patan	Patan (Loose)	NA	NA	NA	3905
	Rajkot	Rajkot (Loose)	3350	NA	NA	3865
	Jamnagar	Dhrol (Loose)	NA	NA	NA	0
Madhya Pradesh	Gwalior	Dabra (Loose)	NA	NA	0	0
Guar Gum						
Rajasthan	Jodhpur	Jodhpur	5600	5550	Closed	Closed
	Alwar	Alwar	NA	NA	NA	8500
	Hanumangarh	Nohar	NR	NR	NR	8900
Haryana	Bhiwani	Bhiwani	5200	5200	NA	8470
	Sirsa	Sirsa	NA	NA	NA	8550
		Dhabwali	NA	NA	Closed	8500
		Ellanabad	NR	NR	NR	8600
	Fatehabad	Fatehabad	5500	5400	Closed	8600

### Disclaimer

The information and opinions contained in the document have been compiled from sources believed to be reliable. The company does not warrant its accuracy, completeness and correctness. Use of data and information contained in this report is at your own risk. This document is not, and should not be construed as, an offer to sell or solicitation to buy any commodities. This document may not be reproduced, distributed or published, in whole or in part, by any recipient hereof for any purpose without prior permission from the Company. IASL and its affiliates and/or their officers, directors and employees may have positions in any commodities mentioned in this document (or in any related investment) and may from time to time add to or dispose of any such commodities (or investment). Please see the detailed disclaimer at <http://www.agriwatch.com/disclaimer.php> © 2020 Indian Agribusiness Systems Ltd.