



Guar Weekly Research Report

Table of Contents

- ❖ **Executive Summary**
- ❖ **Recommendations**
- ❖ **Domestic Market Fundamentals**
- ❖ **Processing Margins**
- ❖ **Guar Seed to Gum Ratio**
- ❖ **Guar Gum Weekly Exports**
- ❖ **Technical Analysis (Guar Seed)**
- ❖ **Technical Analysis (Guar Gum)**
- ❖ **Guar Seed & Gum Prices at Key Spot Markets**
- ❖ **Guar Seed Arrivals at Key Centers**

Executive Summary**Domestic Guar Seed Market Summary**

Guar seed and guar gum witnessed weak tone on dull demand from the consuming sectors and slack in overseas demand in the guar gum. Overall guar sentiments are weak on decline in the guar gum exports followed by fall in the oilrig counts.

Volume of trade continued to remain thin in the cash market yards, due to need based local and overseas demand in guar products.

As per data released by Baker Hughes, the number of oilrigs in USA increased by 1 to 402 as on 12th March 2021 compared to 402 previous week, 05th March 2021. Total number of oilrigs were recorded at 1,588 in February'21 compared to 3,161 in the corresponding period in last year.

India's guar gum exports fell in the month of January 2021 by over -10% to 15811 tonnes compared to 17,644 tonnes during December 2020 at an average FoB of US \$ 2002 per tonne in the month of January compared to US \$ 1849 per tonne in the month of December 2020. **However, the gum shipments were down -32% in January 2021 compared to the same period last year.** Of the total exported quantity, around 5,450 tonnes is bought US, Germany (1,728 tonnes) and China (1,258 tonnes).

India's guar split exports improved in the month of January 2021 by -97% to 5512 tonnes compared to 2,800 tonnes during December 2020 at an average FoB of US \$ 1,463 per tonne in the month of January compared to US \$ 955 per tonne in the month of December 2020. **Further, the guar split shipments were up +62% in January 2021 compared to the same period last year.** Of the total exported quantity, around 1,160 tonnes is bought US, Nepal (517 tonnes) and United Kingdom (439 tonnes)..

Previous Updates:

India's guar gum exports **improved in the month of December 2020 by +32% to 17,644 tonnes compared to 13,414 tonnes during November 2020** at an average FoB of US \$ 1849 per tonne in the month of December compared to US \$ 1611 per tonne in the month of November 2020. However, the gum shipments were **down -1% in December 2020 compared to the same period last year.** Of the total exported quantity, around 4,914 tonnes is bought US, Russia (3,290 tonnes) and Germany (2,432 tonnes).

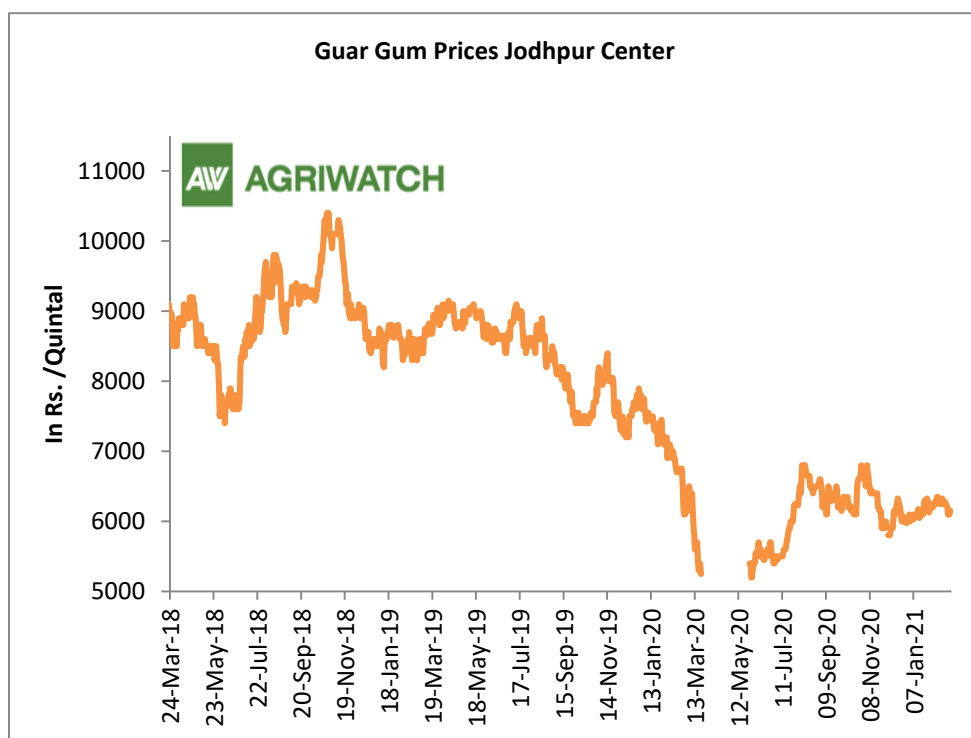
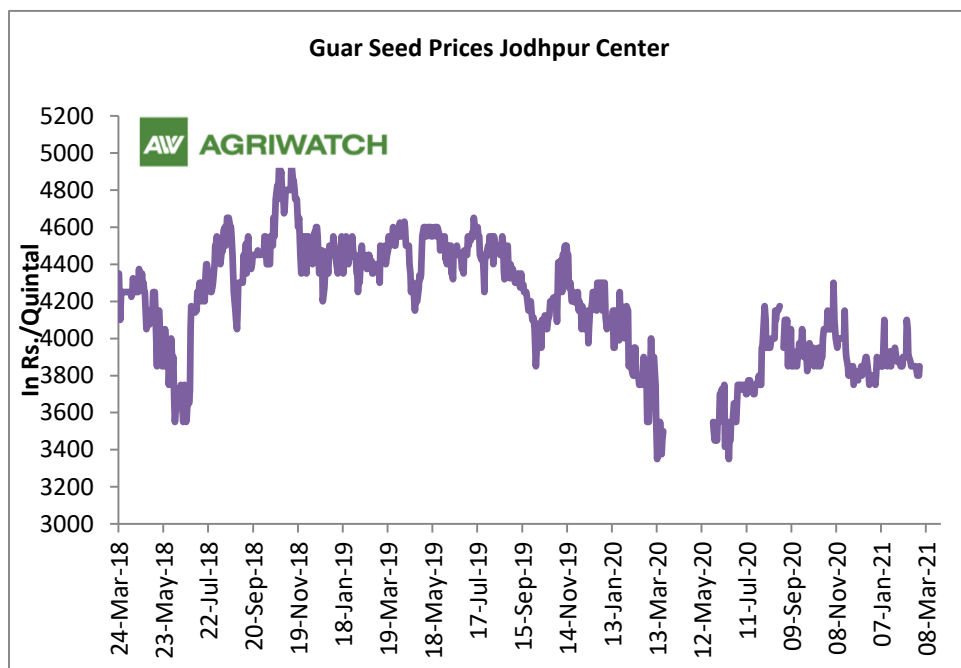
India's guar split exports **fell in the month of December 2020 by -39% to 2,800 tonnes compared to 4,557 tonnes during November 2020** at an average FoB of US \$ 955 per tonne in the month of December compared to US \$ 1,390 per tonne in the month of November 2020. Further, the guar split shipments were **up +32% in December 2020 compared to the same period last year.** Of the total exported quantity, around 1,880 tonnes is bought China, US (800 tonnes) and Switzerland (120 tonnes).

Recommendation:

Weekly Call- : Market participants are advised to SELL Guar seed future April contract below 3845 levels for a target of 3745 with a stop loss at 3905.

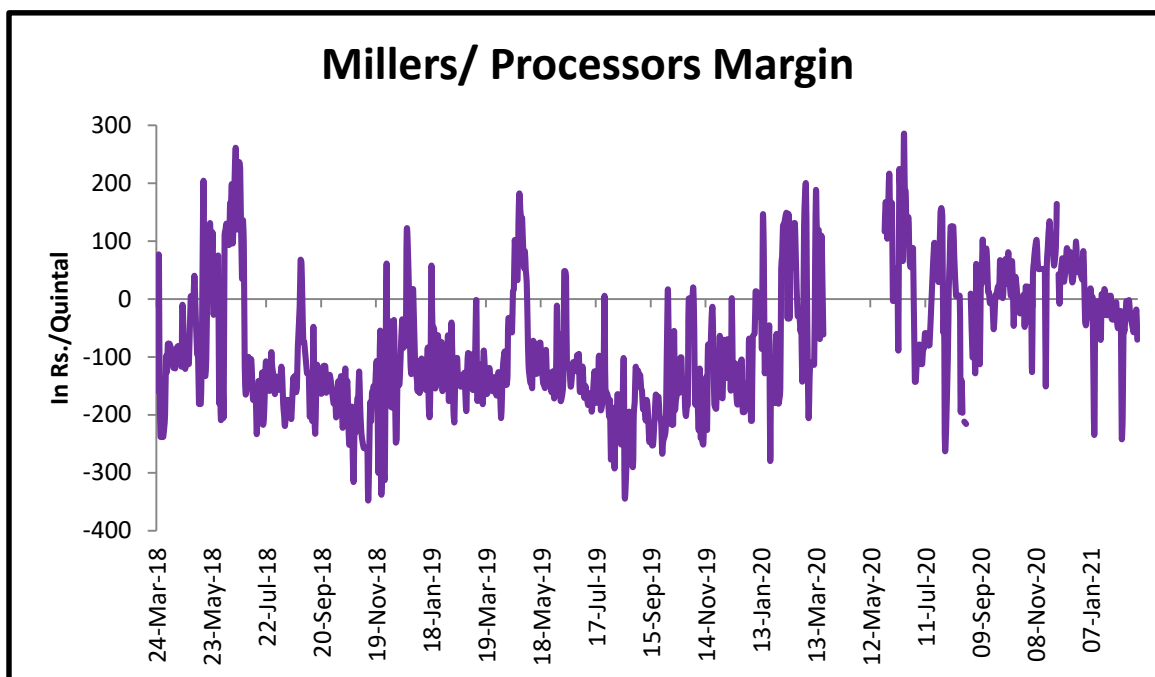
Outlook:-[\(Back to Table of Contents\)](#)Domestic Front

- The local guar seed prices witnessed mild losses in February compared to previous month. Besides limited demand from processors after COVID followed by weak overseas demand in guar gum remained bearish for the market. Need based buying by the stockists and the processors is witnessed.
- The average guar seed all paid prices in Jodhpur have fell and was quoted at Rs 3,877 a quintal in February compared to Rs 3,889 a quintal in January.
- The 2020/21 guar seed output is estimate to have fallen by around 45% compared to the previous season.
- Besides, the average guar gum prices slightly improved to around Rs 6,234 a quintal in February compared to Rs 6,306 per quintal in January.



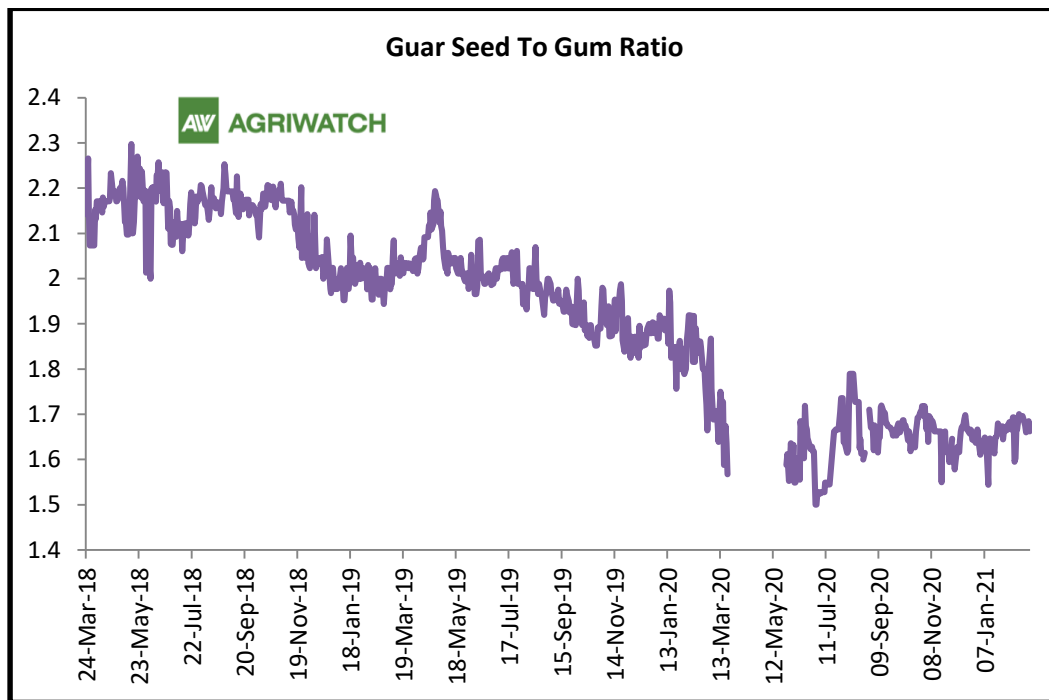
Millers/Processors Margin

As seen in the chart, the average crush margin of guar seed have declined in February'21 as compared to January'21, the average crush margin improved to Rs. -45.6/quintal in February'21 compared to Rs. -20.9/quintal in January'21. Fall in the guar product prices like churi and korma have pressured the processors' margin.



Guar Seed to Gum Ratio

The average monthly Ratio of guar seed to gum improved to 1.67 in February'21 compared to 1.64 in January'21. Overall, poor demand of gum from domestic markets has kept the overall ratio lower side.



Guar Gum Weekly Export

[\(Back to Table of Contents\)](#)

Week On Week Exports	Quantity in MT	Average FoB (\$/T)
01-08 Jan-2021	3982	1462
9-16 Jan-2021	4079	1553
17-24 Jan-2021	4683	3265
25-31 Jan-2021	3066	1611
Total	15810	1973

Source: Trade



Technical Analysis (Guar Seed)

(Back to Table of Contents)

Commodity: Guar Seed
Contract: Apr.

Exchange: NCDEX
Expiry: Apr. 20, 2021

Guar Seed (Apr. Daily Chart)



Technical Commentary:

- Guar seed extended losses during the wee.
- RSI and stochastic are easing in the neutral region.
- Prices closed below 18-day EMA.
- Prices are expected to witness losses in the near-term.

Strategy: SELL

Weekly Supports & Resistances			S1	S2	PCP	R1	R2
Guar Seed	NCDEX	Apr.	3500	3400	3844	4100	4200
			Call	Entry	T1	T2	SL
Guar Seed	NCDEX	Apr.	SELL	Below 3845	3745	3645	3905

Technical Analysis (Guar Gum)

(Back to Table of Contents)

Commodity: Guar Gum
Contract: Apr.

Exchange: NCDEX
Expiry: Apr. 20, 2021

Guar Gum (Apr. Daily Chart)



Technical Commentary:

- Guar gum fell on selling pressure in the market.
- RSI and stochastic are easing in the neutral region.
- Prices closed below 18-day EMA.
- Prices are expected to feature losses in the near-term.

Strategy: SELL

Weekly Supports & Resistances			S1	S2	PCP	R1	R2
Guar Gum	NCDEX	Apr.	5700	5600	6041	6500	6600
Weekly Trade Call			Call	Entry	T1	T2	SL
Guar Gum	NCDEX	Apr.	SELL	Below 6045	5945	5845	6105

Guar Seed & Gum Prices at Key Spot Markets[\(Back to Table of Contents\)](#)

Guar by – Products Weekly Average Prices:				
Commodity	Centre	05th Mar to 11th Mar 2021	26th Feb to 04th Mar 2021	Change
Churi	Jodhpur	2075	2075	Unch
Korma	Jodhpur	2869	2869	Unch
Churi	Sri-Ganganagar	1838	1838	Unch
Korma	Sri-Ganganagar	2700	2700	Unch
Prices in Rs/75kg				

Guar Export Weekly Average Prices:				
Commodity	Variety	05th Mar to 11th Mar 2021	26th Feb to 04th Mar 2021	Change
Guargum Split		862	861	2
Guargum Powder	200 Mesh 5000 CPS	1136	1134	2
	200 Mesh 3500 CPS	1068	1065	2
Guargum Meal	40%	411	410	1
	50%	548	546	1
Prices in \$/MT				

Guar Seed Weekly Average Prices:					
Commodity	District	Centre	Weekly Prices (Average) (Rs/Qtl)		Change
Guar Seed			05th Mar to 11th Mar 2021	26th Feb to 04th Mar 2021	
Rajasthan	Jodhpur	Jodhpur (Loose)	3700	3654	46
		Jodhpur(Delivery)	3885	3837	48
	Sri-Ganganagar	Sri-Ganganagar(Loose)	-	-	-
		Sri-Ganganagar (Delivery)	-	-	-
		Rawla (Loose)	-	-	-
		Gharsana (Loose)	-	-	-
		Raisinghnagar (Loose)	-	-	-
	Bikaner	Bikaner (Loose)	3677	3658	18
		Bikaner (Delivery)	3861	3841	19
		Nokha(Loose)	3719	3696	23
		Nokha (Delivery)	3905	3881	24
		Khajuwala (Loose)	3650	3658	-8
		Khajuwala (Delivery)	3833	3841	-8
		Lunkaransar (Loose)	3660	3664	-4

	Hanumangarh	Hanumangarh (Loose)	3650	3646	4
		Hanumangarh (Delivery)	3833	3828	4
		Nohar (Loose)	0	0	Unch
		Pilibanga (Loose)	0	0	Unch
	Nagaur	Nagaur (Loose)	3627	3620	7
	Churu	Churu (Delivery)	0	1200	-1200
	Alwar	Alwar (Loose)	0	0	Unch
Haryana	Hisar	Adampur (Loose)	3664	3671	-7
		Adampur (Delivery)	3847	3854	-7
	Bhiwani	Bhiwani (Delivery)	3873	#DIV/0!	-
		Siwani (Loose)	3811	3796	15
	Sirsa	Sirsa (Loose)	3645	3628	18
		Dhabwali (Loose)	3630	3595	35
		Dhabwali (Delivery)	3630	3595	35
		Ellanabad (Loose)	0	0	Unch
	Fatehabad	Fatehabad (Loose)	3540	3483	57
Gujarat	Banaskantha	Deesa (Loose)	0	0	Unch
	Patan	Patan (Loose)	3525	3575	-50
	Rajkot	Rajkot (Loose)	2844	3538	-694
	Jamnagar	Dhrol (Loose)	0	0	Unch
Madhya Pradesh	Gwalior	Dabra (Loose)	0	0	Unch
Guar Gum					
Rajasthan	Jodhpur	Jodhpur	6140	6108	32
	Alwar	Alwar	0	0	Unch
	Hanumangarh	Nohar	0	0	Unch
Haryana	Bhiwani	Bhiwani	6133	#DIV/0!	-
	Sirsa	Sirsa	6040	6042	-2
		Dhabwali	6090	6067	23
		Ellanabad	0	0	Unch
	Fatehabad	Fatehabad	6060	6000	60

Guar Cumulative Arrivals in Key Centers:					
Commodity	District	Centre	Weekly Arrivals (Quintals)		Change
Guar Seed			05th Mar to 11th Mar 2021	26th Feb to 04th Mar 2021	
Rajasthan	Jodhpur	Jodhpur	0	0	Unch
	Sri-Ganganagar	Sri-Ganganagar	-	-	-
		Rawla	-	-	-
		Gharsana	-	-	-

		Raisinghnagar	-	-	-
	Bikaner	Bikaner	1000	1600	-600
		Nokha	680	2500	-1820
		Khajuwala	550	1300	-750
		Lunkaransar	1500	1450	50
	Hanumangarh	Hanumangarh	570	1010	-440
		Nohar	0	0	Unch
		Pilibanga	0	0	Unch
	Nagaur	Nagaur	1000	825	175
	Churu	Churu	0	65	-65
	Alwar	Alwar	0	0	Unch
Haryana	Hisar	Adampur	2250	2800	-550
	Bhiwani	Bhiwani	3400	0	3400
		Siwani	1300	1700	-400
	Sirsa	Sirsa	8200	9100	-900
		Dhabwali	1475	1175	300
		Ellanabad	0	0	Unch
	Fatehabad	Fatehabad	100	300	-200
Gujarat	Banaskantha	Deesa	0	0	Unch
	Patan	Patan	55	67	-12
	Rajkot	Rajkot	185	105	80
	Jamnagar	Dhrol	0	0	Unch
Madhya Pradesh	Gwalior	Dabra	0	0	Unch
Total Arrivals/Above Markets			22325	-	-

Week on Week Price: Scenario of Guarseed and Guargum:

Commodity	District	Centre	Today	Week Ago	Month Ago	Year Ago
Guar Seed			12-Mar-21	5-Mar-21	9-Feb-21	11-Mar-20
Rajasthan	Jodhpur	Jodhpur (Loose)	3700	3700	3750	3600
		Jodhpur(Delivery)	3885	3885	3938	3780
	Sri-Ganganagar	Sri-Ganganagar(Loose)	3650	3680	3700	3550
		Sri-Ganganagar (Delivery)	3800	3830	3850	3700
		Rawla (Loose)	NR	0	0	NR
		Gharsana (Loose)	3650	3650	3700	NR
		Raisinghnagar (Loose)	3640	3622	3711	3500
	Bikaner	Bikaner (Loose)	NA	3660	3770	Closed
		Bikaner (Delivery)	NA	3843	3959	Closed

		Nokha(Loose)	3700	3725	3850	3425
		Nokha (Delivery)	3885	3911	4043	3596
		Khajuwala (Loose)	3660	NR	3770	3400
		Khajuwala (Delivery)	3843	NR	3959	3570
		Lunkaransar (Loose)	3680	3650	3800	3460
	Hanumangarh	Hanumangarh (Loose)	3625	3650	3740	3370
		Hanumangarh (Delivery)	3806	3833	3927	3539
		Nohar (Loose)	NR	0	0	3300
		Pilibanga (Loose)	NA	0	0	3200
	Nagaur	Nagaur (Loose)	3635	3625	3700	3490
	Churu	Churu (Delivery)	NA	0	0	NA
	Alwar	Alwar (Loose)	NR	0	0	0
Haryana	Hisar	Adampur (Loose)	3660	3670	3750	NA
		Adampur (Delivery)	3843	3854	3938	NA
	Bhiwani	Bhiwani (Delivery)	3825	NR	4000	3550
		Siwani (Loose)	3810	3815	3910	3500
	Sirsa	Sirsa (Loose)	3650	3650	3740	3430
		Dhabwali (Loose)	3630	3630	3725	3380
		Dhabwali (Delivery)	3630	3630	3911	3549
		Ellanabad (Loose)	NR	0	0	3380
	Fatehabad	Fatehabad (Loose)	3600	3500	3600	3300
Gujarat	Banaskantha	Deesa (Loose)	NA	0	0	0
	Patan	Patan (Loose)	3525	3500	3750	3000
	Rajkot	Rajkot (Loose)	3550	0	3690	0
	Jamnagar	Dhrol (Loose)	NA	0	0	0
Madhya Pradesh	Gwalior	Dabra (Loose)	NR	0	0	0
Guar Gum						
Rajasthan	Jodhpur	Jodhpur	6100	6100	6350	5900
	Alwar	Alwar	NR	0	0	0
	Hanumangarh	Nohar	NR	0	0	5800
Haryana	Bhiwani	Bhiwani	6225	NR	6400	5800
	Sirsa	Sirsa	6050	6000	6350	5800
		Dhabwali	6100	6050	6325	5900
		Ellanabad	NR	0	0	5800
	Fatehabad	Fatehabad	6100	6000	6200	5925



Disclaimer

The information and opinions contained in the document have been compiled from sources believed to be reliable. The company does not warrant its accuracy, completeness and correctness. Use of data and information contained in this report is at your own risk. This document is not, and should not be construed as, an offer to sell or solicitation to buy any commodities. This document may not be reproduced, distributed or published, in whole or in part, by any recipient hereof for any purpose without prior permission from the Company. IASL and its affiliates and/or their officers, directors and employees may have positions in any commodities mentioned in this document (or in any related investment) and may from time to time add to or dispose of any such commodities (or investment). Please see the detailed disclaimer at <http://www.agriwatch.com/disclaimer.php> © 2021 Indian Agribusiness Systems Ltd.