



Guar Weekly Research Report

Table of Contents

- ❖ **Executive Summary**
- ❖ **Recommendations**
- ❖ **Domestic Market Fundamentals**
- ❖ **Processing Margins**
- ❖ **Guar Seed to Gum Ratio**
- ❖ **Guar Gum Weekly Exports**
- ❖ **Technical Analysis (Guar Seed)**
- ❖ **Technical Analysis (Guar Gum)**
- ❖ **Guar Seed & Gum Prices at Key Spot Markets**
- ❖ **Guar Seed Arrivals at Key Centers**

Executive Summary

Domestic Guar Seed Market Summary

Weak sentiments continued in the guar seed and guar gum market on decline in the guar gum exports on fall in the oilrig counts.

Volume of trade continued to remain thin in the cash market yards, due to need based local and overseas demand in guar products.

As per data released by Baker Hughes, the number of oilrigs in USA increased by 2 to 432 as on 09th April 2021 compared to 430 previous week, 01st April 2021. However, they are down by 28% from 602 oilrigs in the corresponding period in last year.

India's guar gum exports improved in the month of February 2021 by over +13% to 17,915 tonnes compared to 15,811 tonnes during January 2021 at an average FoB of US \$ 1993 per tonne in the month of February compared to US \$ 2002 per tonne in the month of January 2021. **Further, the gum shipments were up +23% in February 2021 compared to the same period last year.** Of the total exported quantity, around 4,086 tonnes is bought US, Germany (2,744 tonnes) and China (2,312 tonnes).

India's guar split exports fell in the month of February 2021 by -46% to 2,964 tonnes compared to 5512 tonnes during January 2021 at an average FoB of US \$ 1,013 per tonne in the month of February compared to US \$ 1,463 per tonne in the month of January 2021. **However, the guar split shipments were up +47% in February 2021 compared to the same period last year.** Of the total exported quantity, around 2,200 tonnes is bought China, US (460 tonnes) and Netherlands (180 tonnes).

Previous Updates:

India's guar gum exports **improved in the month of December 2020 by +32% to 17,644 tonnes compared to 13,414 tonnes during November 2020** at an average FoB of US \$ 1849 per tonne in the month of December compared to US \$ 1611 per tonne in the month of November 2020. However, the gum shipments were **down -1% in December 2020 compared to the same period last year.** Of the total exported quantity, around 4,914 tonnes is bought US, Russia (3,290 tonnes) and Germany (2,432 tonnes).

India's guar split exports **fell in the month of December 2020 by -39% to 2,800 tonnes compared to 4,557 tonnes during November 2020** at an average FoB of US \$ 955 per tonne in the month of December compared to US \$ 1,390 per tonne in the month of November 2020. Further, the guar split shipments were **up +32% in December 2020 compared to the same period last year.** Of the total exported quantity, around 1,880 tonnes is bought China, US (800 tonnes) and Switzerland (120 tonnes).

Recommendation:

Weekly Call- : Market participants are advised to BUY Guar seed future May contract above 3955 levels for a target of 4055 with a stop loss at 3895.

Outlook:-

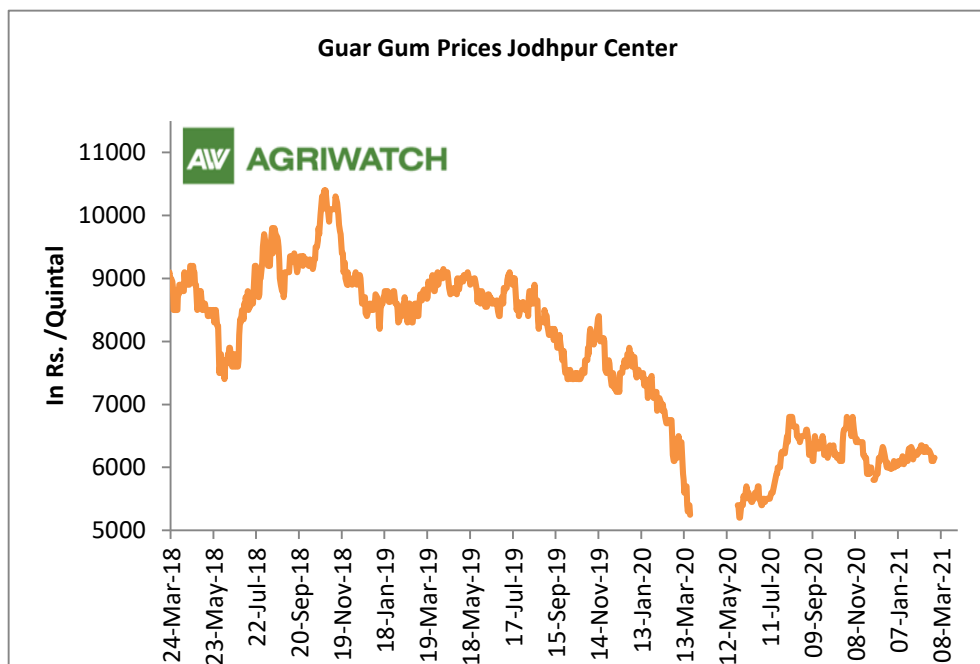
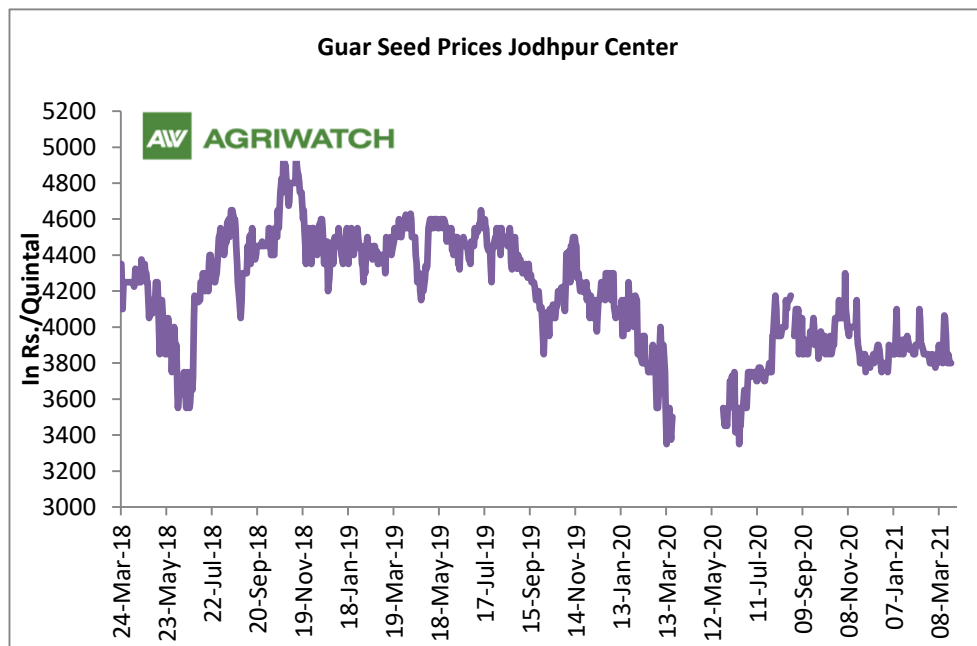
[\(Back to Table of Contents\)](#)

Domestic Front

- The local guar seed prices once again witnessed mild losses in March compared to previous month. Besides limited demand from processors after COVID followed by weak overseas demand in guar gum remained bearish for the market.

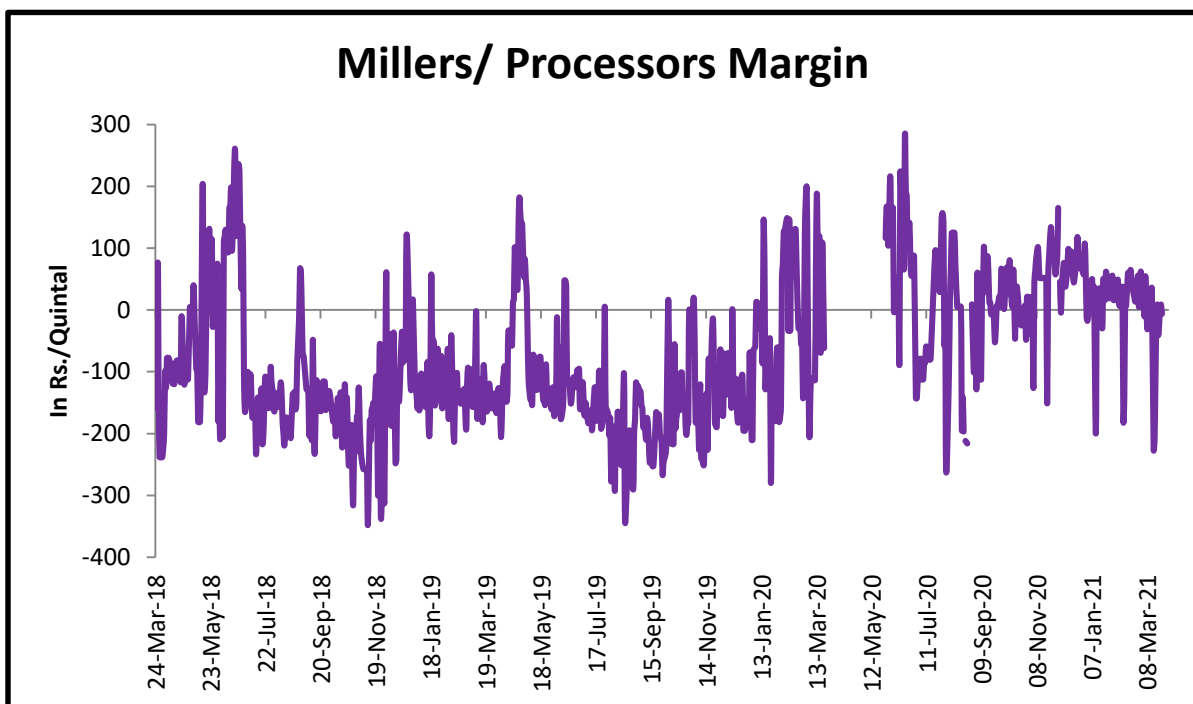
Need based buying by the stockists and the processors is witnessed.

- The average guar seed all paid prices in Jodhpur have fell and was quoted at Rs 3,852 a quintal in February compared to Rs 3,877 a quintal in January.
- The 2020/21 guar seed output is estimate to have fallen by around 45% compared to the previous season.
- Besides, the average guar gum prices slightly fell to around Rs 6,078 a quintal in March compared to Rs 6,234 per quintal in February.



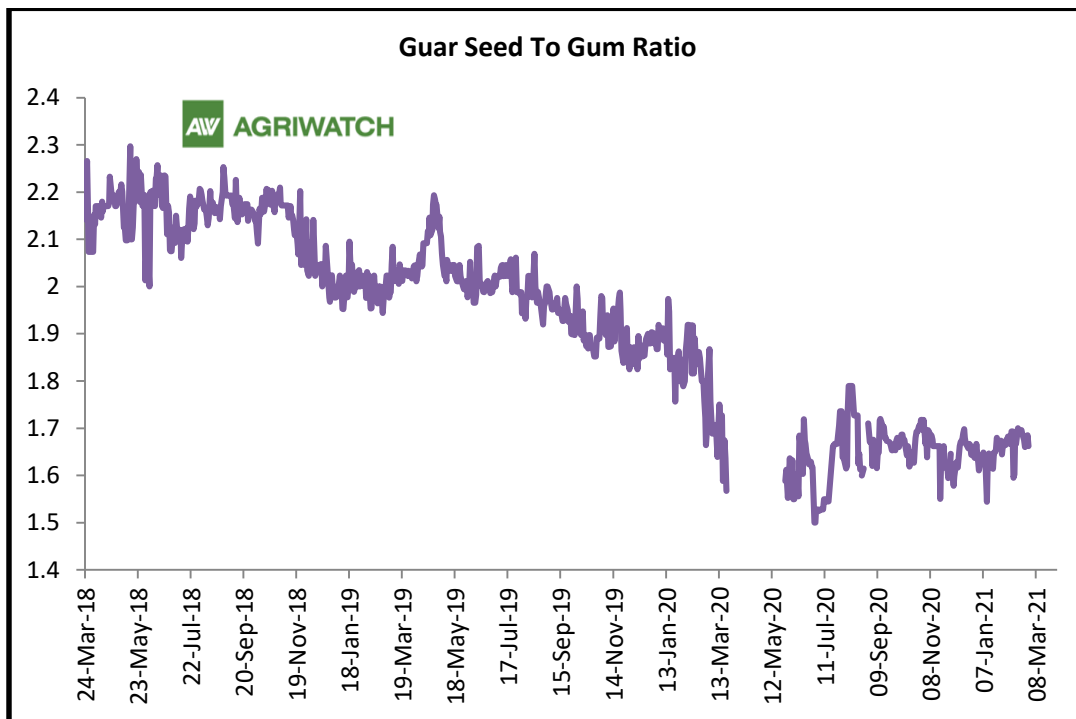
Millers/Processors Margin

As seen in the chart, the average crush margin of guar seed have further declined in March'21 as compared to February'21, the average crush margin have slightly improved to Rs. -19.61/quintal in February'21 compared to Rs. -45.6/quintal in February'21.



Guar Seed to Gum Ratio

The average monthly Ratio of guar seed to gum stood at 1.64 in March'21 compared to 1.67 in February'21. Overall, poor demand of gum from domestic markets has kept the overall ratio lower side.



Guar Gum Weekly Export

[\(Back to Table of Contents\)](#)

Week On Week Exports	Quantity in MT	Average FoB (\$/T)
01-08 Feb-2021	4528	1839
9-16 Feb-2021	5652	2101
17-24 Feb-2021	4927	1645
25-31 Feb-2021	2808	2386
Total	17915	1993

Source: Trade

Technical Analysis (Guar Seed)

(Back to Table of Contents)

Commodity: Guar Seed
Contract: May

Exchange: NCDEX
Expiry: May 20, 2021

Guar Seed (May Daily Chart)



Technical Commentary:

- Guar seed rebound on buying interest in the market.
- RSI and stochastic are rising in the neutral region.
- Prices closed above 9-day EMA.
- Prices are expected to witness gains in the near-term.

Strategy: BUY

Weekly Supports & Resistances			S1	S2	PCP	R1	R2
Guar Seed	NCDEX	May	3600	3500	3958	4300	4400
			Call	Entry	T1	T2	SL
Guar Seed	NCDEX	May	BUY	Above 3955	4055	4155	3895



Technical Analysis (Guar Gum)

([Back to Table of Contents](#))

Commodity: Guar Gum
Contract: May

Exchange: NCDEX
Expiry: May 20, 2021

Guar Gum (May Daily Chart)



Technical Commentary:

- Guar gum posted gains on buying interest in the market.
- RSI and stochastic are rising in the neutral region.
- Prices closed above 9-day EMA.
- Prices are expected to feature gains in the near-term.

Strategy: BUY

Weekly Supports & Resistances			S1	S2	PCP	R1	R2
Guar Gum	NCDEX	May	5800	5700	6161	6500	6600
Weekly Trade Call			Call	Entry	T1	T2	SL
Guar Gum	NCDEX	May	BUY	Above 6155	6255	6355	6095

Guar Seed & Gum Prices at Key Spot Markets

[\(Back to Table of Contents\)](#)

Guar by – Products Weekly Average Prices:				
Commodity	Centre	2nd Apr to 8th Apr 2021	26th Mar to 01st Apr 2021	Change
Churi	Jodhpur	2075	2075	Unch
Korma	Jodhpur	2869	2869	Unch
Churi	Sri-Ganganagar	1838	1838	Unch
Korma	Sri-Ganganagar	2700	2700	Unch
Prices in Rs/75kg				

Guar Export Weekly Average Prices:				
Commodity	Variety	2nd Apr to 8th Apr 2021	26th Mar to 01st Apr 2021	Change
Guargum Split		855	869	-15
Guargum Powder	200 Mesh 5000 CPS	1126	1145	-19
	200 Mesh 3500 CPS	1058	1076	-18
Guargum Meal	40%	407	414	-7
	50%	543	552	-9
Prices in \$/MT				

Guar Seed Weekly Average Prices:					
Commodity	District	Centre	Weekly Prices (Average) (Rs/Qtl)		Change
Guar Seed			2nd Apr to 8th Apr 2021	26th Mar to 01st Apr 2021	
Rajasthan	Jodhpur	Jodhpur (Loose)	3125	3658	-533
		Jodhpur(Delivery)	3281	3841	-560
	Sri-Ganganagar	Sri-Ganganagar(Loose)	-	-	-
		Sri-Ganganagar (Delivery)	-	-	-
		Rawla (Loose)	-	-	-
		Gharsana (Loose)	-	-	-
		Raisinghnagar (Loose)	-	-	-
	Bikaner	Bikaner (Loose)	3700	3618	82
		Bikaner (Delivery)	3885	3799	86
		Nokha(Loose)	3780	3650	130
		Nokha (Delivery)	3969	3833	137

		Khajuwala (Loose)	#DIV/0!	3660	-
		Khajuwala (Delivery)	#DIV/0!	3843	-
		Lunkaransar (Loose)	3704	3646	58
	Hanumangarh	Hanumangarh (Loose)	3645	3622	23
		Hanumangarh (Delivery)	3827	3803	24
		Nohar (Loose)	0	0	Unch
		Pilibanga (Loose)	0	0	Unch
	Nagaur	Nagaur (Loose)	3644	3641	3
	Churu	Churu (Delivery)	0	0	Unch
	Alwar	Alwar (Loose)	0	0	Unch
Haryana	Hisar	Adampur (Loose)	3680	3648	32
		Adampur (Delivery)	3864	3830	34
	Bhiwani	Bhiwani (Delivery)	#DIV/0!	3788	-
		Siwani (Loose)	3825	3772	53
	Sirsa	Sirsa (Loose)	3631	3618	13
		Dhabwali (Loose)	3600	3579	21
		Dhabwali (Delivery)	3780	3758	22
		Ellanabad (Loose)	0	0	Unch
	Fatehabad	Fatehabad (Loose)	3575	3500	75
Gujarat	Banaskantha	Deesa (Loose)	0	0	Unch
	Patan	Patan (Loose)	2994	3605	-611
	Rajkot	Rajkot (Loose)	3605	0	3605
	Jamnagar	Dhrol (Loose)	0	0	Unch
Madhya Pradesh	Gwalior	Dabra (Loose)	0	0	Unch
Guar Gum					
Rajasthan	Jodhpur	Jodhpur	5108	5979	-871
	Alwar	Alwar	0	0	Unch
	Hanumangarh	Nohar	0	0	Unch
Haryana	Bhiwani	Bhiwani	#DIV/0!	6002	-
	Sirsa	Sirsa	6033	5933	100
		Dhabwali	6042	5992	50
		Ellanabad	0	0	Unch
	Fatehabad	Fatehabad	6083	6000	83

Guar Cumulative Arrivals in Key Centers:					
Commodity	District	Centre	Weekly Arrivals (Quintals)		Change
Guar Seed			2nd Apr to 8th Apr 2021	26th Mar to 01st Apr 2021	
Rajasthan	Jodhpur	Jodhpur	0	0	Unch

	Sri-Ganganagar	Sri-Ganganagar	-	-	-
		Rawla	-	-	-
		Gharsana	-	-	-
		Raisinghnagar	-	-	-
	Bikaner	Bikaner	1150	1650	-500
		Nokha	1750	825	925
		Khajuwala	0	1230	-1230
		Lunkaransar	1700	1560	140
	Hanumangarh	Hanumangarh	290	130	160
		Nohar	0	0	Unch
		Pilibanga	0	0	Unch
	Nagaur	Nagaur	750	1150	-400
	Churu	Churu	0	0	Unch
	Alwar	Alwar	0	0	Unch
Haryana	Hisar	Adampur	1600	1550	50
	Bhiwani	Bhiwani	0	3500	-3500
		Siwani	1700	2250	-550
	Sirsa	Sirsa	3100	6000	-2900
		Dhabwali	480	750	-270
		Ellanabad	0	0	Unch
	Fatehabad	Fatehabad	350	300	50
Gujarat	Banaskantha	Deesa	0	0	Unch
	Patan	Patan	76	174	-98
	Rajkot	Rajkot	300	0	300
	Jamnagar	Dhrol	0	0	Unch
Madhya Pradesh	Gwalior	Dabra	0	0	Unch
Total Arrivals/Above Markets			-	-	-

Week on Week Price: Scenario of Guarseed and Guargum:						
Commodity	District	Centre	Today	Week Ago	Month Ago	Year Ago
Guar Seed			8-Apr-21	1-Apr-21	8-Mar-21	7-Apr-20
Rajasthan	Jodhpur	Jodhpur (Loose)	3700	0	3750	Closed
		Jodhpur(Delivery)	3885	0	3938	Closed
	Sri-Ganganagar	Sri-Ganganagar(Loose)	3650	3650	3700	Closed
		Sri-Ganganagar (Delivery)	3800	3800	3850	Closed
		Rawla (Loose)	NR	0	0	0
		Gharsana (Loose)	NA	0	3730	0
		Raisinghnagar (Loose)	NA	0	3650	0
	Bikaner	Bikaner (Loose)	3725	3550	3700	Closed
		Bikaner (Delivery)	3911	3728	3885	Closed
		Nokha(Loose)	3850	Closed	3750	Closed
		Nokha (Delivery)	4043	closed	3938	Closed
		Khajuwala (Loose)	NA	NA	3700	Closed
		Khajuwala (Delivery)	NA	NA	3885	Closed
		Lunkaransar (Loose)	3700	3625	3700	Closed
	Hanumangarh	Hanumangarh (Loose)	3700	3600	3650	Closed
		Hanumangarh (Delivery)	3885	3780	3833	Closed
		Nohar (Loose)	NR	0	0	NR
		Pilibanga (Loose)	NA	0	0	Closed
	Nagaur	Nagaur (Loose)	3625	Closed	3650	Closed
	Churu	Churu (Delivery)	NA	0	0	NA
	Alwar	Alwar (Loose)	NR	0	0	0
Haryana	Hisar	Adampur (Loose)	3700	3600	3650	Closed
		Adampur (Delivery)	3885	3780	3833	Closed
	Bhiwani	Bhiwani (Delivery)	NR	Closed	3880	Closed
		Siwani (Loose)	3870	3750	3820	Closed
	Sirsa	Sirsa (Loose)	3620	3600	3650	Closed
		Dhabwali (Loose)	3600	3550	3640	Closed
		Dhabwali (Delivery)	3780	3728	3822	Closed
		Ellanabad (Loose)	NR	0	0	NR
	Fatehabad	Fatehabad (Loose)	3600	3500	3550	Closed

Gujarat	Banaskantha	Deesa (Loose)	NA	0	0	NA
	Patan	Patan (Loose)	3655	0	NA	NA
	Rajkot	Rajkot (Loose)	3625	0	3550	NA
	Jamnagar	Dhrol (Loose)	NA	0	0	NA
Madhya Pradesh	Gwalior	Dabra (Loose)	NR	0	0	0
Guar Gum						
Rajasthan	Jodhpur	Jodhpur	6200	0	6200	Closed
	Alwar	Alwar	NR	0	0	0
	Hanumangarh	Nohar	NR	0	0	NR
Haryana	Bhiwani	Bhiwani	NR	Closed	6100	Closed
	Sirsa	Sirsa	6200	5850	6100	Closed
		Dhabwali	6200	5900	6100	Closed
		Ellanabad	NR	0	0	NR
	Fatehabad	Fatehabad	6200	6000	6100	Closed

Disclaimer

The information and opinions contained in the document have been compiled from sources believed to be reliable. The company does not warrant its accuracy, completeness and correctness. Use of data and information contained in this report is at your own risk. This document is not, and should not be construed as, an offer to sell or solicitation to buy any commodities. This document may not be reproduced, distributed or published, in whole or in part, by any recipient hereof for any purpose without prior permission from the Company. IASL and its affiliates and/or their officers, directors and employees may have positions in any commodities mentioned in this document (or in any related investment) and may from time to time add to or dispose of any such commodities (or investment). Please see the detailed disclaimer at <http://www.agriwatch.com/disclaimer.php> © 2021 Indian Agribusiness Systems Ltd.