

Guar Weekly Research Report

Table of Contents

- ❖ **Executive Summary**
- ❖ **Recommendations**
- ❖ **Domestic Market Fundamentals**
- ❖ **Processing Margins**
- ❖ **Guar Seed to Gum Ratio**
- ❖ **Guar Gum Weekly Exports**
- ❖ **Technical Analysis (Guar Seed)**
- ❖ **Technical Analysis (Guar Gum)**
- ❖ **Guar Seed & Gum Prices at Key Spot Markets**
- ❖ **Guar Seed Arrivals at Key Centers**

Executive Summary

Domestic Guar Seed Market Summary

Mixed sentiments witnessed in the guar seed and guar gum market on varied factors at various market. The exports of guar gums seems to be gradually picking-up with gradual increase in the oilrig counts.

Volume of trade is still continued to remain thin in the cash market yards, due to need based local and overseas demand in guar products.

As per data released by Baker Hughes, the number of oilrigs in USA increased by 7 to 439 as on 16th April 2021 compared to 432 previous week, 09th April 2021. However, they are down by -17% from 529 oilrigs in the corresponding period in last year.

India's guar gum exports improved in the month of February 2021 by over +13% to 17,915 tonnes compared to 15,811 tonnes during January 2021 at an average FoB of US \$ 1993 per tonne in the month of February compared to US \$ 2002 per tonne in the month of January 2021. **Further, the gum shipments were up +23% in February 2021 compared to the same period last year.** Of the total exported quantity, around 4,086 tonnes is bought US, Germany (2,744 tonnes) and China (2,312 tonnes).

India's guar split exports fell in the month of February 2021 by -46% to 2,964 tonnes compared to 5512 tonnes during January 2021 at an average FoB of US \$ 1,013 per tonne in the month of February compared to US \$ 1,463 per tonne in the month of January 2021. **However, the guar split shipments were up +47% in February 2021 compared to the same period last year.** Of the total exported quantity, around 2,200 tonnes is bought China, US (460 tonnes) and Netherlands (180 tonnes).

Previous Updates:

India's guar gum exports **improved in the month of December 2020 by +32% to 17,644 tonnes compared to 13,414 tonnes during November 2020** at an average FoB of US \$ 1849 per tonne in the month of December compared to US \$ 1611 per tonne in the month of November 2020. However, the gum shipments were **down -1% in December 2020 compared to the same period last year.** Of the total exported quantity, around 4,914 tonnes is bought US, Russia (3,290 tonnes) and Germany (2,432 tonnes).

India's guar split exports **fell in the month of December 2020 by -39% to 2,800 tonnes compared to 4,557 tonnes during November 2020** at an average FoB of US \$ 955 per tonne in the month of December compared to US \$ 1,390 per tonne in the month of November 2020. Further, the guar split shipments were **up +32% in December 2020 compared to the same period last year.** Of the total exported quantity, around 1,880 tonnes is bought China, US (800 tonnes) and Switzerland (120 tonnes).

Recommendation:

Weekly Call- : Market participants are advised to BUY Guar seed future May contract above 4125 levels for a target of 4225 with a stop loss at 4065.

Outlook:-

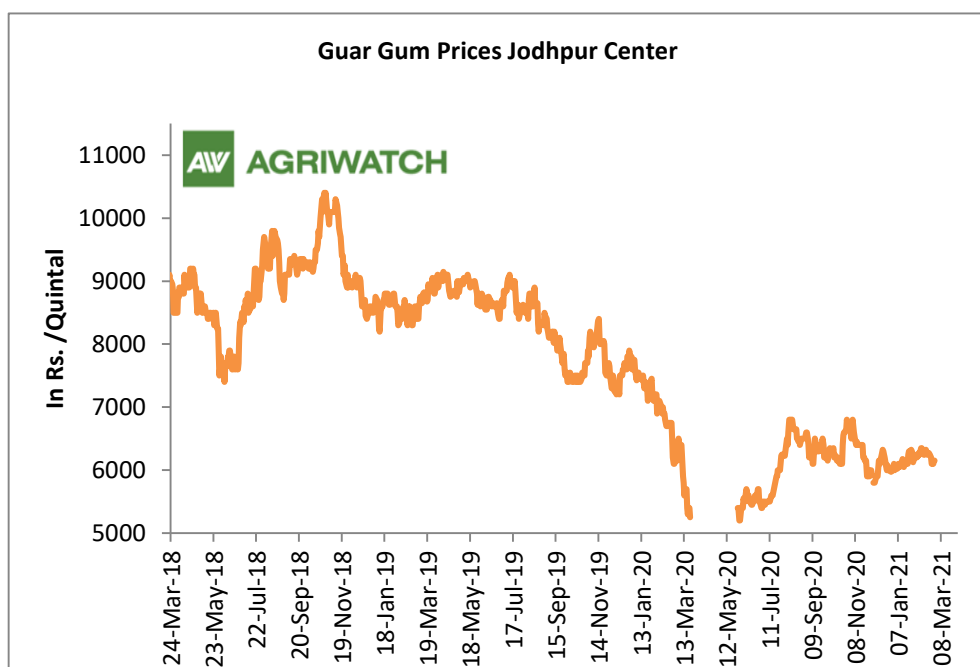
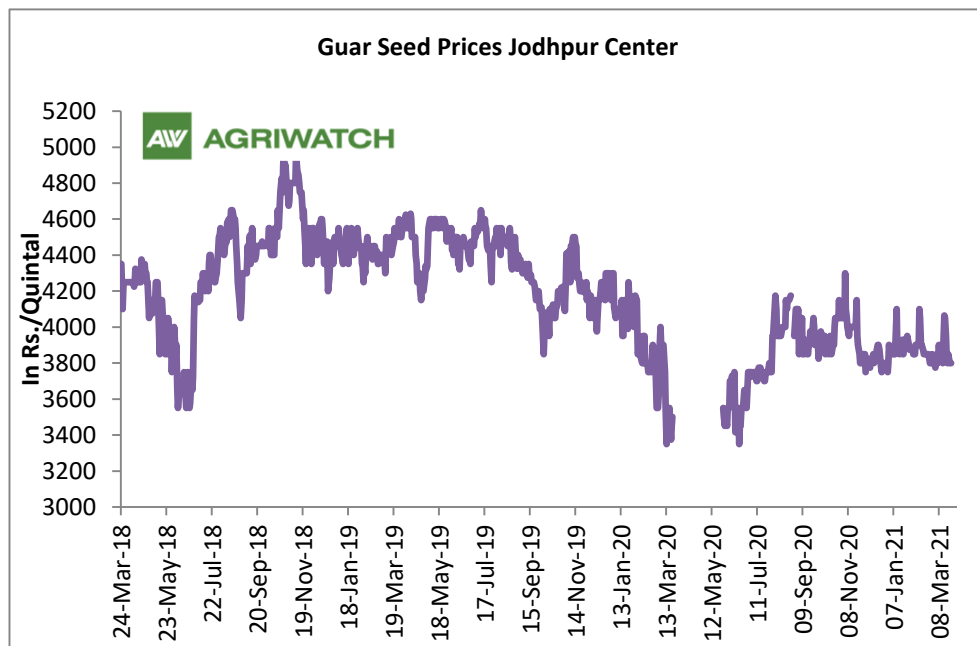
[\(Back to Table of Contents\)](#)

Domestic Front

- The local guar seed prices once again witnessed mild losses in March compared to previous month. Besides limited demand from processors after COVID followed by weak overseas demand in guar gum remained bearish for the market.

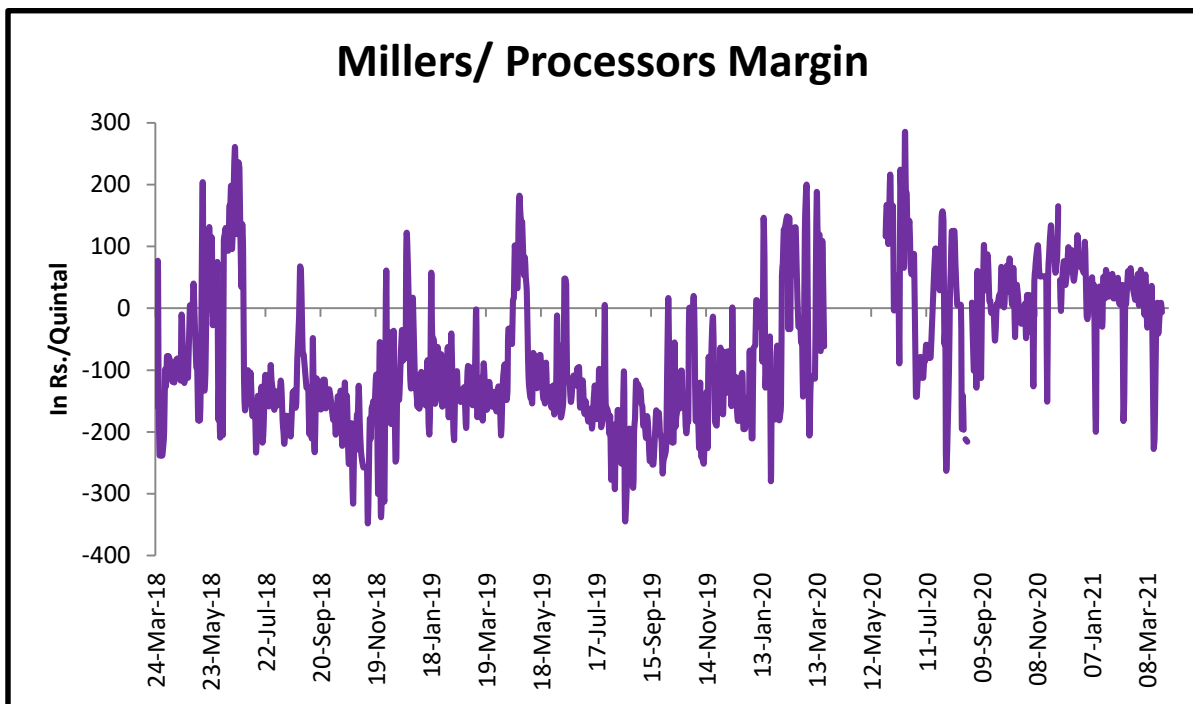
Need based buying by the stockists and the processors is witnessed.

- The average guar seed all paid prices in Jodhpur have fell and was quoted at Rs 3,852 a quintal in March compared to Rs 3,877 a quintal in February.
- The 2020/21 guar seed output is estimate to have fallen by around 45% compared to the previous season.
- Besides, the average guar gum prices slightly fell to around Rs 6,078 a quintal in March compared to Rs 6,234 per quintal in February.



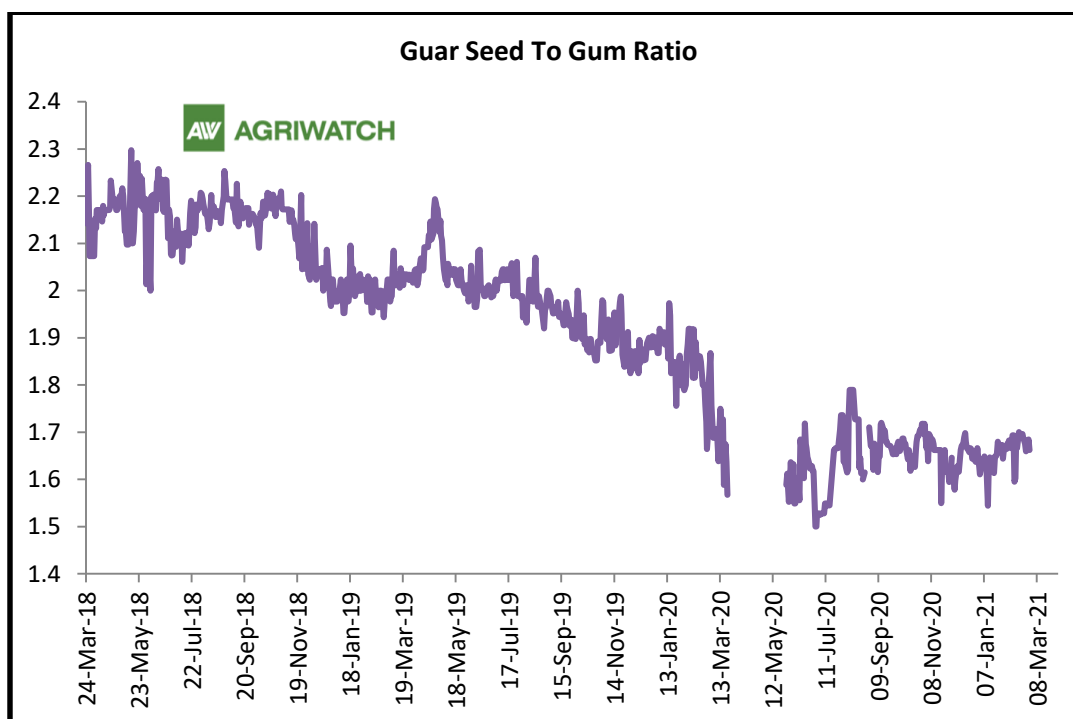
Millers/Processors Margin

As seen in the chart, the average crush margin of guar seed have further declined in March'21 as compared to February'21, the average crush margin have slightly improved to Rs. -19.61/quintal in February'21 compared to Rs. -45.6/quintal in February'21.



Guar Seed to Gum Ratio

The average monthly Ratio of guar seed to gum stood at 1.64 in March'21 compared to 1.67 in February'21. Overall, poor demand of gum from domestic markets has kept the overall ratio lower side.



Guar Gum Weekly Export

[\(Back to Table of Contents\)](#)

Week On Week Exports	Quantity in MT	Average FoB (\$/T)
01-08 Feb-2021	4528	1839
9-16 Feb-2021	5652	2101
17-24 Feb-2021	4927	1645
25-31 Feb-2021	2808	2386
Total	17915	1993

Source: Trade

Technical Analysis (Guar Seed)

[\(Back to Table of Contents\)](#)

Commodity: Guar Seed
Contract: May

Exchange: NCDEX
Expiry: May 20, 2021

Guar Seed (May Daily Chart)



Technical Commentary:

- Guar seed posted gains compared to the previous week in the market.
- RSI and stochastic are rising in the neutral region.
- Prices closed above 18-day EMA.
- Prices are expected to witness gains in the near-term.

Strategy: BUY

Weekly Supports & Resistances			S1	S2	PCP	R1	R2
Guar Seed	NCDEX	May	3800	3700	4129	4403	4581
			Call	Entry	T1	T2	SL
Guar Seed	NCDEX	May	BUY	Above 4125	4225	4325	4065

Technical Analysis (Guar Gum)

[\(Back to Table of Contents\)](#)

Commodity: Guar Gum
Contract: May

Exchange: NCDEX
Expiry: May 20, 2021

Guar Gum (May Daily Chart)



Technical Commentary:

- Guar gum posted gains on buying interest in the market.
- RSI and stochastic are rising in the neutral region.
- Prices closed above 9-day EMA.
- Prices are expected to feature gains in the near-term.

Strategy: BUY

Weekly Supports & Resistances			S1	S2	PCP	R1	R2
Guar Gum	NCDEX	May	6100	6000	6390	6700	6800
Weekly Trade Call			Call	Entry	T1	T2	SL
Guar Gum	NCDEX	May	BUY	Above 6385	6485	6585	6325

Guar Seed & Gum Prices at Key Spot Markets

[\(Back to Table of Contents\)](#)

Guar by – Products Weekly Average Prices:				
Commodity	Centre	9th Apr to 15th Apr 2021	2nd Apr to 8th Apr 2021	Change
Churi	Jodhpur	-	2075	-
Korma	Jodhpur	-	2869	-
Churi	Sri-Ganganagar	-	1838	-
Korma	Sri-Ganganagar	-	2700	-
Prices in Rs/75kg				

Guar Export Weekly Average Prices:				
Commodity	Variety	9th Apr to 15th Apr 2021	2nd Apr to 8th Apr 2021	Change
Guargum Split		-	869	-
Guargum Powder	200 Mesh 5000 CPS	-	1145	-
	200 Mesh 3500 CPS	-	1076	-
Guargum Meal	40%	-	414	-
	50%	-	552	-
Prices in \$/MT				

Guar Seed Weekly Average Prices:					
Commodity	District	Centre	Weekly Prices (Average) (Rs/Qtl)		Change
Guar Seed			9th Apr to 15th Apr 2021	2nd Apr to 8th Apr 2021	
Rajasthan	Jodhpur	Jodhpur (Loose)	3717	3658	58
		Jodhpur(Delivery)	3903	3841	61
	Sri-Ganganagar	Sri-Ganganagar(Loose)	-	-	-
		Sri-Ganganagar (Delivery)	-	-	-
		Rawla (Loose)	-	-	-
		Gharsana (Loose)	-	-	-
		Raisinghnagar (Loose)	-	-	-
	Bikaner	Bikaner (Loose)	3763	3618	144
		Bikaner (Delivery)	3951	3799	151
		Nokha(Loose)	3850	3650	200
		Nokha (Delivery)	4043	3833	210
		Khajuwala (Loose)	-	3660	-
		Khajuwala (Delivery)	-	3843	-

	Hanumangarh	Lunkaransar (Loose)	3767	3646	121
		Hanumangarh (Loose)	3723	3622	101
		Hanumangarh (Delivery)	3909	3803	106
		Nohar (Loose)	0	0	Unch
		Pilibanga (Loose)	0	0	Unch
	Nagaur	Nagaur (Loose)	1825	3641	-1816
	Churu	Churu (Delivery)	0	0	Unch
	Alwar	Alwar (Loose)	0	0	Unch
Haryana	Hisar	Adampur (Loose)	3771	3648	123
		Adampur (Delivery)	3959	3830	129
	Bhiwani	Bhiwani (Delivery)	3935	3788	147
		Siwani (Loose)	3912	3772	140
	Sirsa	Sirsa (Loose)	3750	3618	133
		Dhabwali (Loose)	2447	3579	-1133
		Dhabwali (Delivery)	2569	3758	-1189
		Ellanabad (Loose)	0	0	Unch
	Fatehabad	Fatehabad (Loose)	3633	3500	133
Gujarat	Banaskantha	Deesa (Loose)	0	0	Unch
	Patan	Patan (Loose)	3755	3605	150
	Rajkot	Rajkot (Loose)	3633	0	3633
	Jamnagar	Dhrol (Loose)	0	0	Unch
Madhya Pradesh	Gwalior	Dabra (Loose)	0	0	Unch
Guar Gum					
Rajasthan	Jodhpur	Jodhpur	6142	5979	163
	Alwar	Alwar	0	0	Unch
	Hanumangarh	Nohar	0	0	Unch
Haryana	Bhiwani	Bhiwani	6143	6002	141
	Sirsa	Sirsa	6160	5933	227
		Dhabwali	4117	5992	-1875
		Ellanabad	0	0	Unch
	Fatehabad	Fatehabad	6167	6000	167

Guar Cumulative Arrivals in Key Centers:					
Commodity	District	Centre	Weekly Arrivals (Quintals)		Change
Guar Seed			9th Apr to 15th Apr 2021	2nd Apr to 8th Apr 2021	
Rajasthan	Jodhpur	Jodhpur	0	0	Unch
	Sri-Ganganagar	Sri-Ganganagar	-	-	-
		Rawla	-	-	-

		Gharsana	-	-	-
		Raisinghnagar	-	-	-
	Bikaner	Bikaner	1300	1650	-350
		Nokha	2550	825	1725
		Khajuwala	0	1230	-1230
		Lunkaransar	1300	1560	-260
	Hanumangarh	Hanumangarh	271	130	141
		Nohar	0	0	Unch
		Pilibanga	0	0	Unch
	Nagaur	Nagaur	350	1150	-800
	Churu	Churu	0	0	Unch
	Alwar	Alwar	0	0	Unch
Haryana	Hisar	Adampur	2000	1550	450
	Bhiwani	Bhiwani	2100	3500	-1400
		Siwani	2300	2250	50
	Sirsa	Sirsa	1400	6000	-4600
		Dhabwali	200	750	-550
		Ellanabad	0	0	Unch
	Fatehabad	Fatehabad	100	300	-200
Gujarat	Banaskantha	Deesa	0	0	Unch
	Patan	Patan	168	174	-6
	Rajkot	Rajkot	35	0	35
	Jamnagar	Dhrol	0	0	Unch
Madhya Pradesh	Gwalior	Dabra	0	0	Unch
Total Arrivals/Above Markets			-	-	-

Week on Week Price: Scenario of Guarseed and Guargum:

Commodity	District	Centre	Today	Week Ago	Month Ago	Year Ago
Guar Seed			15-Apr-21	8-Apr-21	15-Mar-21	14-Apr-20
Rajasthan	Jodhpur	Jodhpur (Loose)	3750	3700	3915	Closed
		Jodhpur(Delivery)	3938	3885	4111	Closed
	Sri-Ganganagar	Sri-Ganganagar(Loose)	3725	3650	3700	Closed
		Sri-Ganganagar (Delivery)	3875	3800	3850	Closed
		Rawla (Loose)	NR	0	0	0
		Gharsana (Loose)	NA	0	3700	0
		Raisinghnagar (Loose)	NA	0	3650	0
	Bikaner	Bikaner (Loose)	3900	3725	3700	Closed

		Bikaner (Delivery)	4095	3911	3885	Closed
		Nokha(Loose)	3950	3850	3775	Closed
		Nokha (Delivery)	4148	4043	3964	Closed
		Khajuwala (Loose)	NA	NA	3700	Closed
		Khajuwala (Delivery)	NA	NA	3885	Closed
		Lunkaransar (Loose)	3900	3700	3750	Closed
	Hanumangarh	Hanumangarh (Loose)	3800	3700	3750	Closed
		Hanumangarh (Delivery)	3990	3885	3938	Closed
		Nohar (Loose)	NR	0	0	NR
		Pilibanga (Loose)	NA	0	0	Closed
	Nagaur	Nagaur (Loose)	NR	3625	3700	Closed
	Churu	Churu (Delivery)	NA	0	0	NA
	Alwar	Alwar (Loose)	NR	0	0	0
Haryana	Hisar	Adampur (Loose)	3875	3700	3700	Closed
		Adampur (Delivery)	4069	3885	3885	Closed
	Bhiwani	Bhiwani (Delivery)	4020	NR	3825	Closed
		Siwani (Loose)	4050	3870	3850	Closed
	Sirsa	Sirsa (Loose)	3850	3620	3670	Closed
		Dhabwali (Loose)	NA	3600	3620	Closed
		Dhabwali (Delivery)	NA	3780	3801	Closed
		Ellanabad (Loose)	NR	0	0	NR
	Fatehabad	Fatehabad (Loose)	3750	3600	3550	Closed
Gujarat	Banaskantha	Deesa (Loose)	NA	0	0	NA
	Patan	Patan (Loose)	3735	3655	3125	NA
	Rajkot	Rajkot (Loose)	Close	3625	3605	NA
	Jamnagar	Dhrol (Loose)	NA	0	0	NA
Madhya Pradesh	Gwalior	Dabra (Loose)	NR	0	0	0
Guar Gum						
Rajasthan	Jodhpur	Jodhpur	6175	6200	6100	Closed
	Alwar	Alwar	NR	0	0	0
	Hanumangarh	Nohar	NR	0	0	NR
Haryana	Bhiwani	Bhiwani	6380	NR	6050	Closed
	Sirsa	Sirsa	6300	6200	6100	Closed
		Dhabwali	NA	6200	6100	Closed
		Ellanabad	NR	0	0	NR
	Fatehabad	Fatehabad	6300	6200	6125	Closed



Disclaimer

The information and opinions contained in the document have been compiled from sources believed to be reliable. The company does not warrant its accuracy, completeness and correctness. Use of data and information contained in this report is at your own risk. This document is not, and should not be construed as, an offer to sell or solicitation to buy any commodities. This document may not be reproduced, distributed or published, in whole or in part, by any recipient hereof for any purpose without prior permission from the Company. IASL and its affiliates and/or their officers, directors and employees may have positions in any commodities mentioned in this document (or in any related investment) and may from time to time add to or dispose of any such commodities (or investment). Please see the detailed disclaimer at <http://www.agriwatch.com/disclaimer.php> © 2021 Indian Agribusiness Systems Ltd.