



Guar Weekly Research Report

Table of Contents

- ❖ **Executive Summary**
- ❖ **Recommendations**
- ❖ **Domestic Market Fundamentals**
- ❖ **Processing Margins**
- ❖ **Guar Seed to Gum Ratio**
- ❖ **Guar Gum Weekly Exports**
- ❖ **Technical Analysis (Guar Seed)**
- ❖ **Technical Analysis (Guar Gum)**
- ❖ **Guar Seed & Gum Prices at Key Spot Markets**
- ❖ **Guar Seed Arrivals at Key Centers**

Executive Summary**Domestic Guar Seed Market Summary**

Most of the cash market yards remained closed for COVID lockdown restrictions. Arrivals are lower after dull trading activities. Rajasthan markets may open for full time after 30th May 2021. Markets are opened for limited period only. Therefore, there is no major trading activities. Prices in Bikaner markets reported lower side on dull demand.

Volume of trade continued to remain thin in the cash market yards, due to need based local and overseas demand in guar products.

However, there is considerably a good sign of gradual increase in oilrigs with surge in crude oil demand in recent months, this could increase in the overseas guar gum demand.

As per data released by Baker Hughes, the number of oilrigs in USA increased by 5 to 453 as on 14th May 2021 compared to 448 previous week, 7th May 2021. Further, they are up by 33.62% from 339 oilrigs in the corresponding period in last year.

India's guar gum exports improved in the month of March 2021 by over +12% to 20,127 tonnes compared to 17,915 tonnes during February 2021 at an average FoB of US \$ 1659 per tonne in the month of March compared to US \$ 1993 per tonne in the month of February 2021. **Further, the gum shipments were up +46% in March 2021 compared to the same period last year.** Of the total exported quantity, around 6,235 tonnes is bought US, Germany (3,075 tonnes) and China (2,688 tonnes).

India's guar split exports rose in the month of March 2021 by +12.5% to 3,334 tonnes compared to 2,964 tonnes during February 2021 at an average FoB of US \$ 1,025 per tonne in the month of February compared to US \$ 1,013 per tonne in the month of February 2021. **However, the guar split shipments were up +8% in March 2021 compared to the same period last year.** Of the total exported quantity, around 2,521 tonnes is bought China, US (680 tonnes) and Netherlands and Switzerland (60 tonnes each).

Previous Updates:

India's guar gum exports improved in the month of February 2021 by over +13% to 17,915 tonnes compared to 15,811 tonnes during January 2021 at an average FoB of US \$ 1993 per tonne in the month of February compared to US \$ 2002 per tonne in the month of January 2021. **Further, the gum shipments were up +23% in February 2021 compared to the same period last year.** Of the total exported quantity, around 4,086 tonnes is bought US, Germany (2,744 tonnes) and China (2,312 tonnes).

India's guar split exports fell in the month of February 2021 by -46% to 2,964 tonnes compared to 5512 tonnes during January 2021 at an average FoB of US \$ 1,013 per tonne in the month of February compared to US \$ 1,463 per tonne in the month of January 2021. **However, the guar split shipments were up +47% in February 2021 compared to the same period last year.** Of the total exported quantity, around 2,200 tonnes is bought by China, US (460 tonnes) and Netherlands (180 tonnes).

Recommendation:

Weekly Call- : Market participants are advised to sell Guar seed future June contract Below 4300 levels for a target of 4200 with a stop loss at 4450.

Outlook:-

[\(Back to Table of Contents\)](#)

Domestic Front

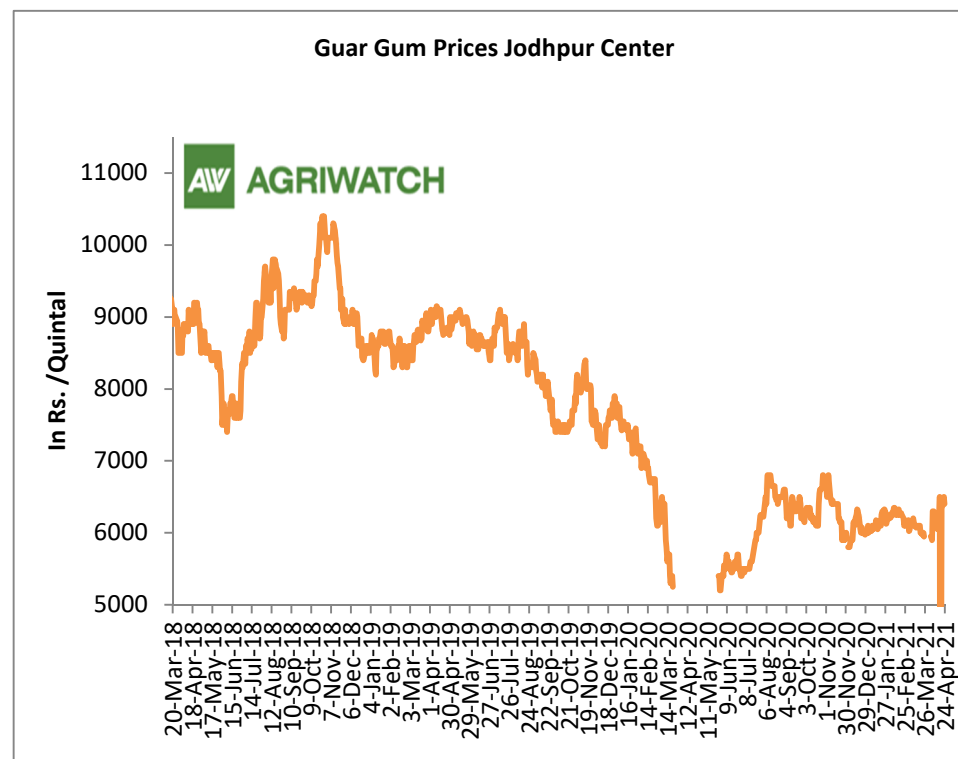
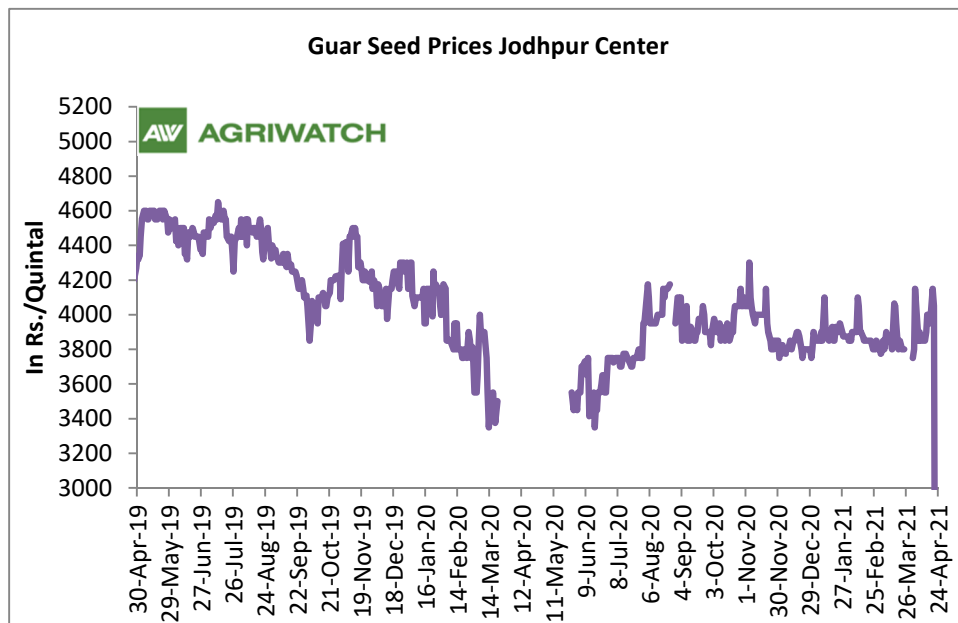
- The local guar seed prices once again witnessed mild losses in April compared to previous month. Besides limited demand from processors after COVID followed by weak overseas demand in guar gum remained bearish for the market.

Need based buying by the stockiest and the processors is witnessed.

- The average guar seed all paid prices in Jodhpur have fell and was quoted at Rs 3929 a quintal in April compared to Rs 3,852 a quintal in March.

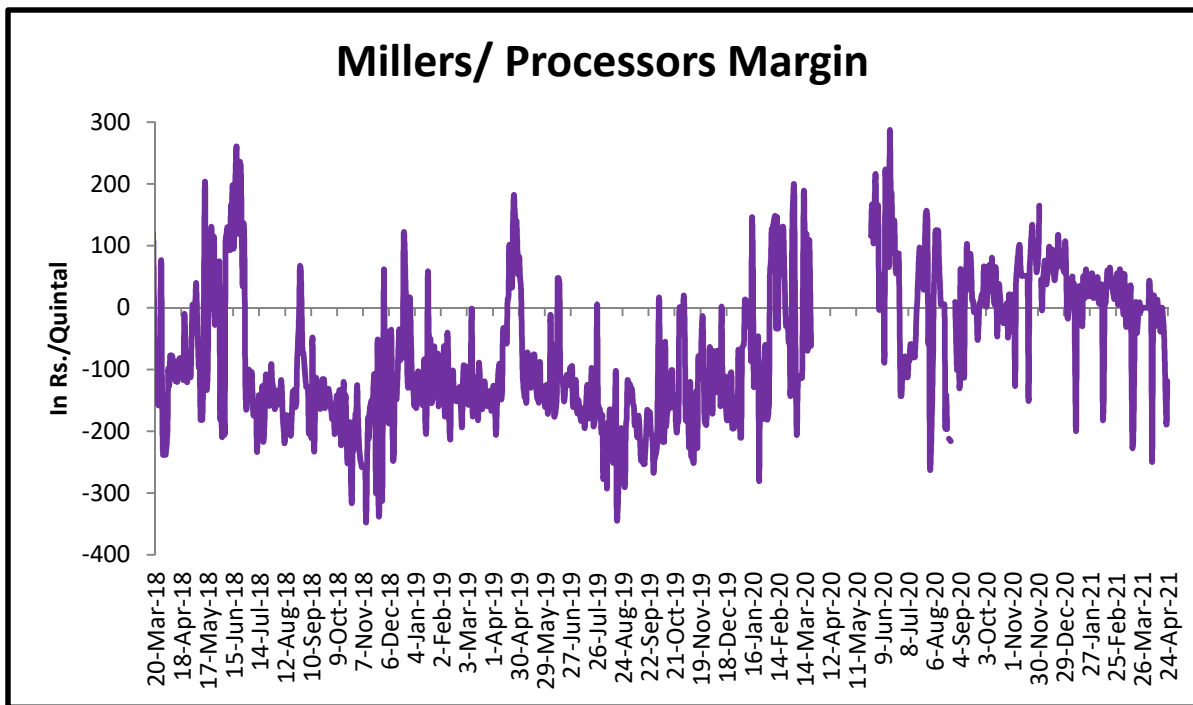
- The 2020/21 guar seed output is estimate to have fallen by around 45% compared to the previous season.

- Besides, the average guar gum prices slightly fell to around Rs 6,078 a quintal in March compared to Rs 6,234 per quintal in February.



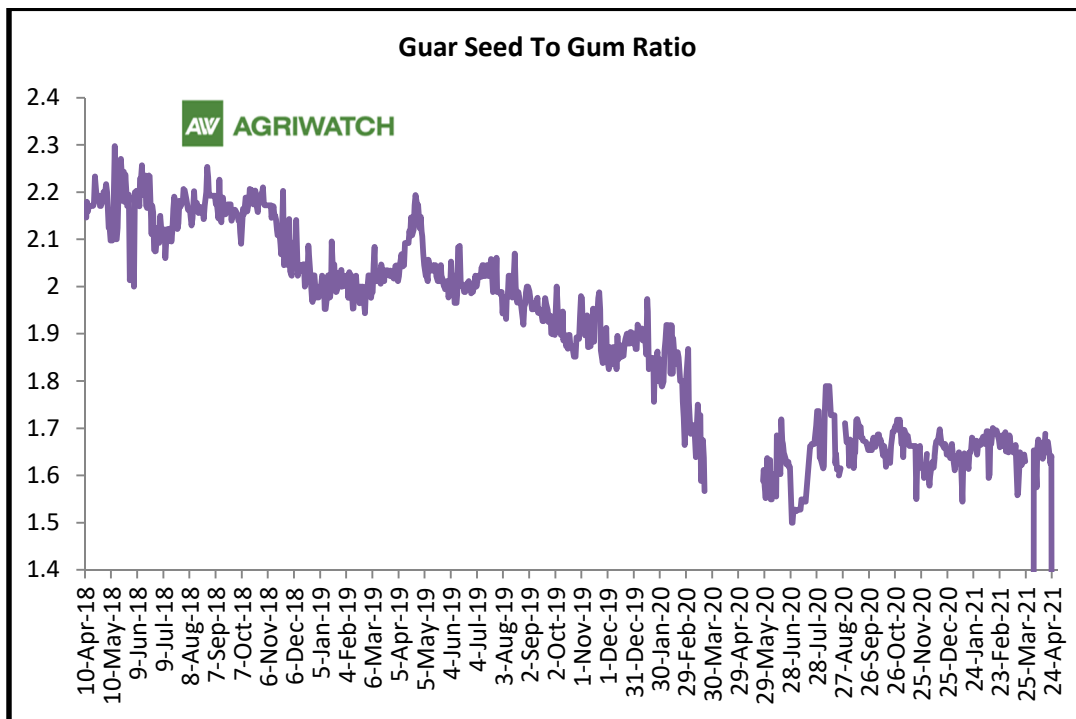
Millers/Processors Margin

As seen in the chart, the average crush margin of guar seed have further declined in April'21 as compared to March'21, the average crush margin declined to Rs. -119/quintal in April'21 compared to Rs. -38.75/quintal in March'21.



Guar Seed to Gum Ratio

The average monthly Ratio of guar seed to gum stood remain at 1.64 in April'21. Overall, poor demand of gum from domestic markets has kept the overall ratio lower side.



Guar Gum Weekly Export

[\(Back to Table of Contents\)](#)

| Week On Week Exports | Quantity in MT | Average FoB (\$/T) |
|----------------------|----------------|--------------------|
| 01-08 Mar-2021 | 5446 | 1618 |
| 9-16 Mar-2021 | 5098 | 1743 |
| 17-24 Mar-2021 | 6721 | 1654 |
| 25-31 Mar-2021 | 2862 | 1598 |
| Total | 20127 | 1653 |

Source: Trade

Technical Analysis (Guar Seed)

([Back to Table of Contents](#))

Commodity: Guar Seed

Contract: June

Exchange: NCDEX

Expiry: June 18, 2021

Guar Seed (July, Daily Chart)



Technical Commentary:

- Guar seed declined on seller's interests in the market.
- RSI and stochastic are moving down in the neutral region.
- Prices closed below 18-day EMA.
- Prices are expected to witness loss in the near-term.

Strategy: Sell On Rise

| Weekly Supports & Resistances | | | S1 | S2 | PCP | R1 | R2 |
|-------------------------------|-------|------|------|------------|------|------|------|
| Guar Seed | NCDEX | June | 3980 | 4100 | 4274 | 4590 | 4700 |
| | | | Call | Entry | T1 | T2 | SL |
| Guar Seed | NCDEX | June | Sell | Below 4300 | 4200 | 4210 | 4450 |



Technical Analysis (Guar Gum)

[\(Back to Table of Contents\)](#)

Commodity: Guar Gum
Contract: June

Exchange: NCDEX
Expiry: June 18, 2021

Guar Gum (June, Daily Chart)



Technical Commentary:

- Guar gum inched down on selling pressures in the market.
- RSI and stochastic are falling in the neutral region.
- Prices closed below 18-day EMA.
- Prices are expected to feature loss in the near-term.

Strategy: Sell On Rise

| Weekly Supports & Resistances | | | S1 | S2 | PCP | R1 | R2 |
|-------------------------------|-------|------|-------------|------------|------|------|------|
| Guar Gum | NCDEX | June | 5800 | 6000 | 6411 | 6850 | 6950 |
| Weekly Trade Call | | | Call | Entry | T1 | T2 | SL |
| Guar Gum | NCDEX | June | Sell | Below 6450 | 6300 | 6150 | 6600 |

Guar Seed & Gum Prices at Key Spot Markets[\(Back to Table of Contents\)](#)

| Guar by – Products Weekly Average Prices: | | | | |
|---|----------------|--------------------------|--------------------------|--------|
| Commodity | Centre | 7th May to 14th May 2021 | 29th Apr to 6th May 2021 | Change |
| Churi | Jodhpur | - | - | - |
| Korma | Jodhpur | - | - | - |
| Churi | Sri-Ganganagar | - | - | - |
| Korma | Sri-Ganganagar | - | - | - |
| Prices in Rs/75kg | | | | |

| Guar Export Weekly Average Prices: | | | | |
|------------------------------------|-------------------|--------------------------|--------------------------|--------|
| Commodity | Variety | 7th May to 14th May 2021 | 29th Apr to 6th May 2021 | Change |
| Guargum Split | | - | - | - |
| Guargum Powder | 200 Mesh 5000 CPS | - | - | - |
| | 200 Mesh 3500 CPS | - | - | - |
| Guargum Meal | 40% | - | - | - |
| | 50% | - | - | - |
| Prices in \$/MT | | | | |

| Guar Seed Weekly Average Prices: | | | | | |
|----------------------------------|----------------|---------------------------|--------------------------------------|--------------------------|--------|
| Commodity | District | Centre | Weekly Prices (Average) (Rs/Qtl) | | Change |
| Guar Seed | | | 7th May to 14th May 2021 | 29th Apr to 6th May 2021 | |
| Rajasthan | Jodhpur | Jodhpur (Loose) | Closed | 3900 | Closed |
| | | Jodhpur(Delivery) | Closed | 4095 | Closed |
| | Sri-Ganganagar | Sri-Ganganagar(Loose) | Closed | 2938 | Closed |
| | | Sri-Ganganagar (Delivery) | Closed | 3050 | Closed |
| | | Rawla (Loose) | Closed | Closed | Closed |
| | | Gharsana (Loose) | Closed | Closed | Closed |
| | | Raisinghnagar (Loose) | Closed | Closed | Closed |
| | Bikaner | Bikaner (Loose) | 4017 | 3925 | -100 |
| | | Bikaner (Delivery) | 4218 | 4121 | -105 |
| | | Nokha(Loose) | 3950 | 3988 | -71 |
| | | Nokha (Delivery) | 4148 | 4187 | -74 |
| | | Khajuwala (Loose) | Closed | Closed | Closed |
| | | Khajuwala (Delivery) | Closed | Closed | Closed |

| | | | | | |
|----------------|-------------|------------------------|--------|--------|--------|
| | | Lunkaransar (Loose) | 3900 | 3850 | -30 |
| | Hanumangarh | Hanumangarh (Loose) | Closed | 1938 | Closed |
| | | Hanumangarh (Delivery) | Closed | 2034 | Closed |
| | | Nohar (Loose) | Closed | Closed | Closed |
| | | Pilibanga (Loose) | Closed | Closed | Closed |
| | Nagaur | Nagaur (Loose) | Closed | Closed | Closed |
| | Churu | Churu (Delivery) | Closed | Closed | Closed |
| Haryana | Alwar | Alwar (Loose) | Closed | Closed | Closed |
| | Hisar | Adampur (Loose) | Closed | 3925 | Closed |
| | | Adampur (Delivery) | Closed | 4121 | Closed |
| | Bhiwani | Bhiwani (Delivery) | Closed | 4025 | Closed |
| | | Siwani (Loose) | Closed | 4048 | Closed |
| | Sirsa | Sirsa (Loose) | Closed | Closed | Closed |
| | | Dhabwali (Loose) | Closed | Closed | Closed |
| | | Dhabwali (Delivery) | Closed | Closed | Closed |
| | | Ellanabad (Loose) | Closed | Closed | Closed |
| | Fatehabad | Fatehabad (Loose) | Closed | 3988 | Closed |
| Gujarat | Banaskantha | Deesa (Loose) | Closed | Closed | Closed |
| | Patan | Patan (Loose) | Closed | Closed | Closed |
| | Rajkot | Rajkot (Loose) | Closed | Closed | Closed |
| | Jamnagar | Dhrol (Loose) | Closed | Closed | Closed |
| Madhya Pradesh | Gwalior | Dabra (Loose) | Closed | Closed | Closed |
| Guar Gum | | | | | |
| Rajasthan | Jodhpur | Jodhpur | Closed | 6400 | Closed |
| | Alwar | Alwar | Closed | Closed | Closed |
| | Hanumangarh | Nohar | Closed | Closed | Closed |
| Haryana | Bhiwani | Bhiwani | Closed | 6285 | Closed |
| | Sirsa | Sirsa | Closed | 6213 | Closed |
| | | Dhabwali | Closed | Closed | Closed |
| | | Ellanabad | Closed | Closed | Closed |
| | Fatehabad | Fatehabad | Closed | 6263 | Closed |

| Guar Cumulative Arrivals in Key Centers: | | | | | |
|--|----------------|----------------|----------------------------|--------------------------|--------|
| Commodity | District | Centre | Weekly Arrivals (Quintals) | | Change |
| Guar Seed | | | 7th May to 14th May 2021 | 29th Apr to 6th May 2021 | |
| Rajasthan | Jodhpur | Jodhpur | Closed | Closed | Closed |
| | Sri-Ganganagar | Sri-Ganganagar | Closed | Closed | Closed |
| | | Rawla | Closed | Closed | Closed |
| | | Gharsana | Closed | Closed | Closed |
| | | Raisinghnagar | Closed | Closed | Closed |
| | Bikaner | Bikaner | 380 | 1300 | -920 |
| | | Nokha | 1100 | 2550 | -1450 |
| | | Khajuwala | Closed | Closed | Closed |
| | | Lunkaransar | 800 | 1300 | -500 |
| | Hanumangarh | Hanumangarh | Closed | 271 | -271 |
| | | Nohar | Closed | Closed | Closed |
| | | Pilibanga | Closed | Closed | Closed |
| | Nagaur | Nagaur | Closed | 350 | -350 |
| | Churu | Churu | Closed | Closed | Closed |
| | Alwar | Alwar | Closed | Closed | Closed |
| Haryana | Hisar | Adampur | 300 | 2000 | -1700 |
| | Bhiwani | Bhiwani | 400 | 2100 | -1700 |
| | | Siwani | 600 | 2300 | -1700 |
| | Sirsa | Sirsa | Closed | 1400 | Closed |
| | | Dhabwali | Closed | 200 | Closed |
| | | Ellanabad | Closed | Closed | Closed |
| | Fatehabad | Fatehabad | Closed | 100 | -100 |
| Gujarat | Banaskantha | Deesa | Closed | Closed | Closed |
| | Patan | Patan | Closed | 168 | Closed |
| | Rajkot | Rajkot | Closed | 35 | Closed |
| | Jamnagar | Dhrol | Closed | Closed | Closed |
| Madhya Pradesh | Gwalior | Dabra | Closed | Closed | Closed |
| Total Arrivals/Above Markets | | | 1300 | 3580 | -2280 |

| Week on Week Price: Scenario of Guarseed and Guargum: | | | | | | |
|---|----------------|---------------------------|-----------|----------|-----------|-----------|
| Commodity | District | Centre | Today | Week Ago | Month Ago | Year Ago |
| Guar Seed | | | 14-May-21 | 7-May-21 | 14-Apr-21 | 14-May-20 |
| Rajasthan | Jodhpur | Jodhpur (Loose) | NA | NA | 3700 | Closed |
| | | Jodhpur(Delivery) | NA | NA | 3885 | Closed |
| | Sri-Ganganagar | Sri-Ganganagar(Loose) | NA | NA | 3700 | Closed |
| | | Sri-Ganganagar (Delivery) | NA | NA | 3850 | Closed |
| | | Rawla (Loose) | NR | NR | NR | NR |
| | | Gharsana (Loose) | NA | NA | NA | NA |
| | | Raisinghnagar (Loose) | NA | NA | NA | NA |
| | Bikaner | Bikaner (Loose) | Closed | 3850 | 3750 | Closed |
| | | Bikaner (Delivery) | Closed | 4043 | 3938 | Closed |
| | | Nokha(Loose) | Closed | 3950 | 3825 | Closed |
| | | Nokha (Delivery) | closed | 4148 | 4016 | Closed |
| | | Khajuwala (Loose) | Closed | NA | NA | Closed |
| | | Khajuwala (Delivery) | closed | NA | NA | Closed |
| | | Lunkaransar (Loose) | Closed | 3900 | 3750 | Closed |
| | Hanumangarh | Hanumangarh (Loose) | NA | NA | 3700 | Closed |
| | | Hanumangarh (Delivery) | NA | NA | 3885 | Closed |
| | | Nohar (Loose) | NR | NR | NR | NR |
| | | Pilibanga (Loose) | NA | NA | NA | Closed |
| | Nagaur | Nagaur (Loose) | Closed | Closed | Closed | Closed |
| | Churu | Churu (Delivery) | NA | NA | NA | NA |
| | Alwar | Alwar (Loose) | NR | NR | NR | NA |
| Haryana | Hisar | Adampur (Loose) | Closed | Closed | 3750 | NA |
| | | Adampur (Delivery) | Closed | Closed | 3938 | NA |
| | Bhiwani | Bhiwani (Delivery) | Closed | Closed | 3925 | Closed |
| | | Siwani (Loose) | Closed | Closed | 3920 | Closed |
| | Sirsa | Sirsa (Loose) | NA | NA | 3750 | Closed |
| | | Dhabwali (Loose) | NA | NA | NA | Closed |
| | | Dhabwali (Delivery) | NA | NA | NA | Closed |
| | | Ellanabad (Loose) | NR | NR | NR | NR |
| | Fatehabad | Fatehabad (Loose) | Closed | Closed | 3650 | Closed |
| Gujarat | Banaskantha | Deesa (Loose) | NA | NA | NA | 1500 |
| | Patan | Patan (Loose) | Closed | Closed | Closed | NA |

| | | | | | | |
|-----------------------|--------------------|----------------|--------|----|------|--------|
| | Rajkot | Rajkot (Loose) | NA | NA | NA | NA |
| | Jamnagar | Dhrol (Loose) | NA | NA | NA | NA |
| Madhya Pradesh | Gwalior | Dabra (Loose) | NR | NA | NA | NA |
| Guar Gum | | | | | | |
| Rajasthan | Jodhpur | Jodhpur | NA | NA | 6100 | Closed |
| | Alwar | Alwar | NR | NR | NR | NR |
| | Hanumangarh | Nohar | NR | NR | NR | NR |
| Haryana | Bhiwani | Bhiwani | Closed | NA | 6050 | NA |
| | Sirsa | Sirsa | NA | NA | 6100 | NA |
| | | Dhabwali | NA | NA | NA | Closed |
| | | Ellanabad | NR | NA | NA | NR |
| | Fatehabad | Fatehabad | Closed | NA | 6100 | Closed |

Disclaimer

The information and opinions contained in the document have been compiled from sources believed to be reliable. The company does not warrant its accuracy, completeness and correctness. Use of data and information contained in this report is at your own risk. This document is not, and should not be construed as, an offer to sell or solicitation to buy any commodities. This document may not be reproduced, distributed or published, in whole or in part, by any recipient hereof for any purpose without prior permission from the Company. IASL and its affiliates and/or their officers, directors and employees may have positions in any commodities mentioned in this document (or in any related investment) and may from time to time add to or dispose of any such commodities (or investment). Please see the detailed disclaimer at <http://www.agriwatch.com/disclaimer.php> © 2021 Indian Agribusiness Systems Ltd.