



## Guar Weekly Research Report

### Table of Contents

- ❖ **Executive Summary**
- ❖ **Recommendations**
- ❖ **Domestic Market Fundamentals**
- ❖ **Processing Margins**
- ❖ **Guar Seed to Gum Ratio**
- ❖ **Guar Gum Weekly Exports**
- ❖ **Technical A-lysis (Guar Seed)**
- ❖ **Technical A-lysis (Guar Gum)**
- ❖ **Guar Seed & Gum Prices at Key Spot Markets**
- ❖ **Guar Seed Arrivals at Key Centers**

**Executive Summary****Domestic Guar Seed Market Summary**

**Guar seed prices steady to low despite tight supplies during this week. Farmers and traders are releasing their stocks at the current market prices. Guar gum prices increased on good export demand.**

Volume of trade continued to remain thin in the cash market yards, due to need based local and overseas demand in guar products.

However, there is considerably a good sign of gradual increase in oilrigs with surge in crude oil demand in recent months; this could increase in the overseas guar gum demand.

As per data released by Baker Hughes, the number of oilrigs in USA increase by 5 to 461 as on 12th June 2021 compared to 456 previous week, 4<sup>th</sup> June 2021. Further, they are up by 51.82% from 301 oilrigs in the corresponding period in last year.

India's guar gum exports improved in the month of April 2021 higher by +3.38% to 20,808 tonnes compared to 20127 tonnes during March 2021 at an average FoB of US \$ 1392 per tonne in the month of April 2021 as compared to US \$ 1659 per tonne in the month of March 2021. Further, the gum shipments were up +120% in April 2021 compared to the same period last year. Of the total exported quantity, around 7,155 tonnes is bought US, Germany (2,348 tonnes) and China (2,489 tonnes).

India's guar split exports rose in the month of April 2021 by +66% to 5560 tonnes compared to 3,334 tonnes during March 2021 at an average FoB of US \$ 960 per tonne in the month of April compared to US \$ 1,024 per tonne in the month of March 2021. However, the guar split shipments Plunged -35% in April 2021 compared to the same period last year. Of the total exported quantity, around 4,960 tonnes is bought China, US (240 tonnes) and Switzerland 360.

**Previous Updates:**

India's guar gum exports improved in the month of March 2021 by over +12% to 20,127 tonnes compared to 17,915 tonnes during February 2021 at an average FoB of US \$ 1659 per tonne in the month of March compared to US \$ 1993 per tonne in the month of February 2021. **Further, the gum shipments were up +46% in March 2021 compared to the same period last year.** Of the total exported quantity, around 6,235 tonnes is bought US, Germany (3,075 tonnes) and Chi- (2,688 tonnes).

India's guar split exports rose in the month of March 2021 by +12.5% to 3,334 tonnes compared to 2,964 tonnes during February 2021 at an average FoB of US \$ 1,025 per tonne in the month of February compared to US \$ 1,013 per tonne in the month of February 2021. **However, the guar split shipments were up +8% in March 2021 compared to the same period last year.** Of the total exported quantity, around 2,521 tonnes is bought Chi-, US (680 tonnes) and Netherlands and Switzerland (60 tonnes each).

**Recommendation:**

**Weekly Call- : Market participants are advised to sell Guar seed future July contract above 4150 levels for a target of 4080 with a stop loss at 4000.**

## Outlook:-

[\(Back to Table of Contents\)](#)

### Domestic Front

The local guar seed paid prices witnessed gain in May'21 compared to previous month. Fresh buying activities of seed in local markets after ease in lockdown restrictions is supporting prices to rise.

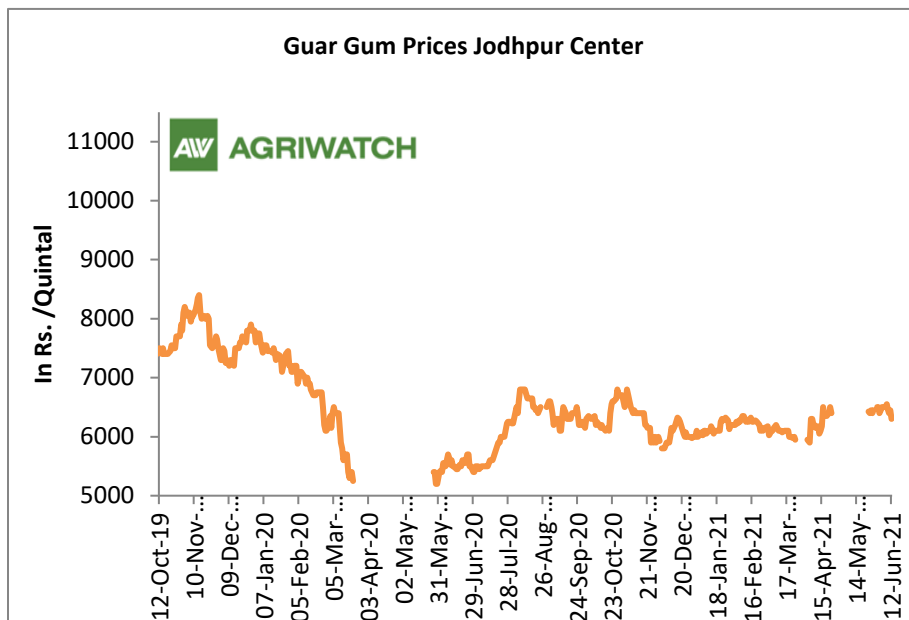
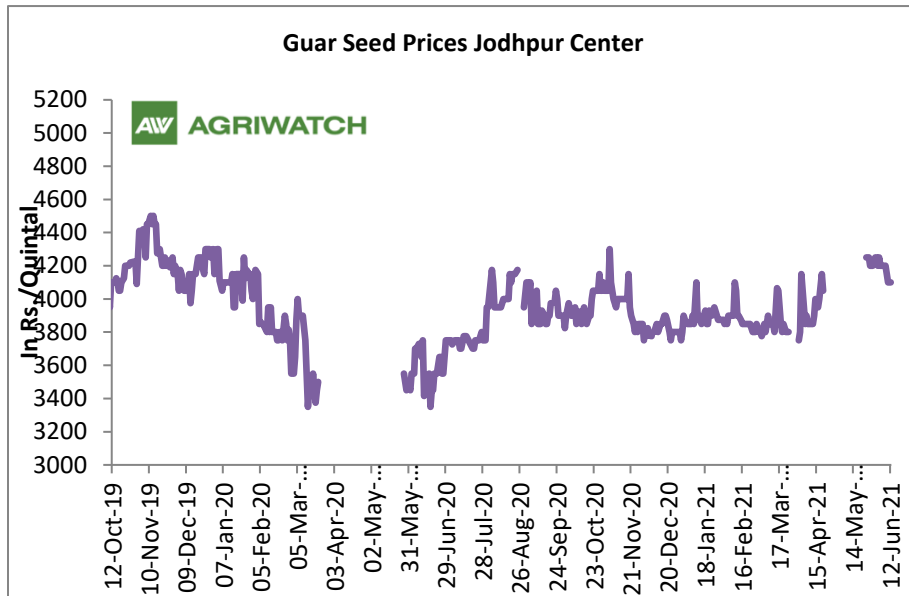
The average guar seed all paid prices in Jodhpur have increased and was quoted at Rs. 4228 a quintal in May'21 compared to Rs. 3,928.12 a quintal in April'21.

In Jodhpur, weekly average Guar seed loose price inclined to Rs. 4232/ qtl. in this week against Rs. 4225/qtl in previous week.

The 2020/21 guar seed output is estimate to have fallen by around 45% compared to the previous season.

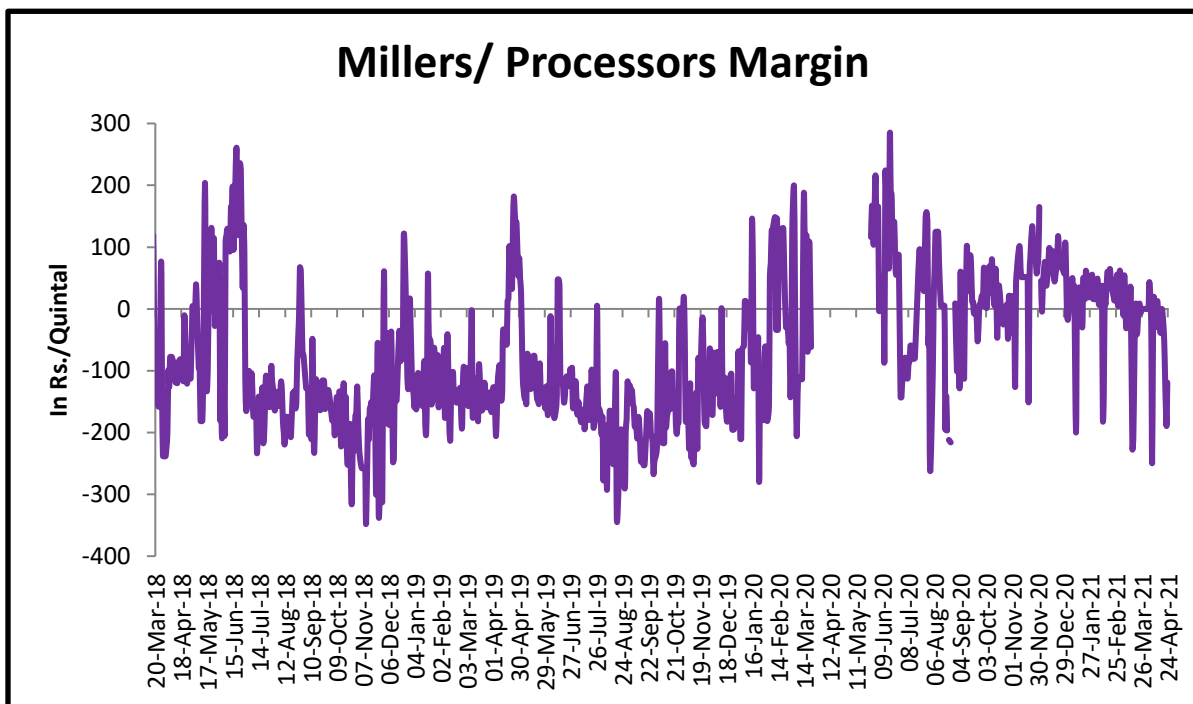
In Jodhpur, weekly average guar gum price increased to Rs 6470/Qtl in this week against Rs.6460/Qtl in previous week.

In addition, the average guar gum prices improved to around Rs. 6,437.5 a quintal in May'21 compared to Rs. 6,226.5 per quintal in April'21 supported by good demand of exporters. Rise in oil rings also supported prices to increase.



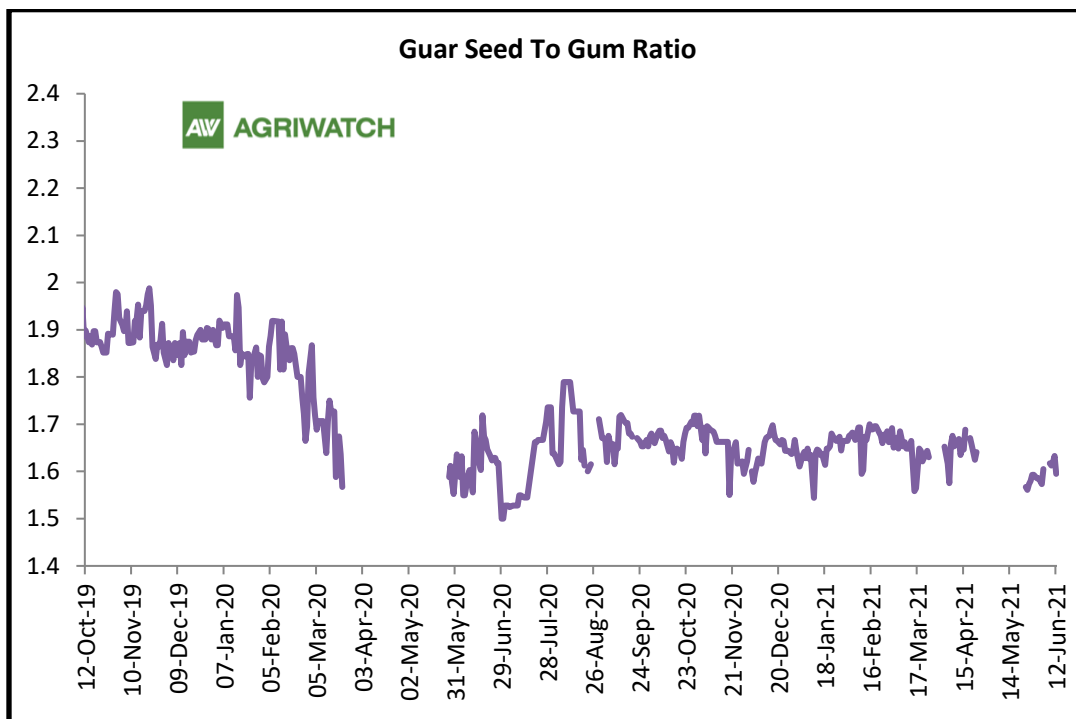
## Millers/Processors Margin

As seen in the chart, the average crush margin of guar seed have further declined in April'21 as compared to March'21, the average crush margin declined to Rs. -50/quintal in April'21 compared to Rs. -19.61/quintal in March'21.



## Guar Seed to Gum Ratio

The average weekly Ratio of guar seed to gum stood at 1.60 as compared to last week 1.58.



## Guar Gum Weekly Export

[\(Back to Table of Contents\)](#)

<b>Week On Week Exports</b>	<b>Quantity in MT</b>	<b>Average FoB (\$/T)</b>
01-08 Apr-2021	5272	1461
9-15 Apr-2021	4459	1358
16-22 Apr-2021	4627	1351
23-30 Apr-2021	6450	1398
<b>Total</b>	<b>20808</b>	<b>1392</b>

Source: Trade



## Technical Analysis (Guar Seed)

([Back to Table of Contents](#))

Commodity: Guar Seed  
Contract: July

Exchange: NCDEX  
Expiry: July 20, 2021

### Guar Seed (June, Daily Chart)



### Technical Commentary:

- Guar seed plunged lower amid sellers' pressure in the market.
- Prices closed below 9-day 18-day EMA, indicating weak tone in near-term.
- MACD is moving in negative zone.
- RSI and stochastic are in negative zone indicating weak buying strength.

### Strategy: Sell on rise

Weekly Supports & Resistances			S1	S2	PCP	R1	R2
Guar Seed	NCDEX	July	4030	3990	4114	4210	4240
			Call	Entry	T1	T2	SL
Guar Seed	NCDEX	July	<b>Sell</b>	4120	4080	4060	4180

## Technical A-lysis (Guar Gum)

(Back to Table of Contents)

Commodity: Guar Gum  
Contract: July

Exchange: NCDEX  
Expiry: July 20, 2021



### Technical Commentary:

- Guar gum plunged lower amid sellers' pressure in the market.
- Prices closed below 9-day 18-day EMA, indicating weak tone in near-term.
- MACD is moving in negative zone.
- RSI and stochastic are in negative zone indicating weak buying strength.

### Strategy: sell on rise

Weekly Supports & Resistances			S1	S2	PCP	R1	R2
Guar Gum	NCDEX	July	6204	6104	6317	6504	6554
Weekly Trade Call			Call	Entry	Call	Entry	T1
Guar Gum	NCDEX	July	Sell	6354	6254	6214	6434

Guar Seed & Gum Prices at Key Spot Markets

[\(Back to Table of Contents\)](#)

Guar by – Products Weekly Average Prices:				
Commodity	Centre	3rd June to 10th June 2021	27th May to 3rd June 2021	Change
Churi	Jodhpur	NA	NA	-
Korma	Jodhpur	NA	NA	-
Churi	Sri-Ganganagar	NA	NA	-
Korma	Sri-Ganganagar	NA	NA	-
Prices in Rs/75kg				

Guar Export Weekly Average Prices:				
Commodity	Variety	3rd June to 10th June 2021	27th May to 3rd June 2021	Change
Guargum Split		-	-	-
Guargum Powder	200 Mesh 5000 CPS	-	-	-
	200 Mesh 3500 CPS	-	-	-
Guargum Meal	40%	-	-	-
	50%	-	-	-
Prices in \$/MT				

Guar Seed Weekly Average Prices:					
Commodity	District	Centre	Weekly Prices (Average ) (Rs/Qtl)		Change
Guar Seed			3rd June to 10th June 2021	27th May to 3rd June 2021	
Rajasthan	Jodhpur	Jodhpur (Loose)	4075	4080	-5
		Jodhpur(Delivery)	4279	4284	-5
	Sri-Ganganagar	Sri-Ganganagar(Loose)	-	-	-
		Sri-Ganganagar (Delivery)	-	-	-
		Rawla (Loose)	-	-	-
		Gharsana (Loose)	-	-	-
		Raisinghnagar (Loose)	-	-	-
	Bikaner	Bikaner (Loose)	3986	3992	-6
		Bikaner (Delivery)	4185	4191	-6
		Nokha(Loose)	4017	4040	-23



		Nokha (Delivery)	4218	4242	-25
		Khajuwala (Loose)	3950	3950	Unch
		Khajuwala (Delivery)	4148	4148	Unch
		Lunkaransar (Loose)	4000	4088	-88
	Hanumangarh	Hanumangarh (Loose)	-	-	-
		Hanumangarh (Delivery)	-	-	-
		Nohar (Loose)	-	-	-
		Pilibanga (Loose)	-	-	-
	Nagaur	Nagaur (Loose)	3983	3988	-5
	Churu	Churu (Delivery)	-	-	-
Haryana	Alwar	Alwar (Loose)	-	-	-
	Hisar	Adampur (Loose)	4000	4043	-43
		Adampur (Delivery)	4200	4246	-46
	Bhiwani	Bhiwani (Delivery)	-	-	-
		Siwani (Loose)	4067	4053	13
	Sirsa	Sirsa (Loose)	4020	4043	-23
		Dhabwali (Loose)	-	-	-
		Dhabwali (Delivery)	-	-	-
		Ellanabad (Loose)	-	-	-
	Fatehabad	Fatehabad (Loose)	3900	3917	-17
Gujarat	Banaskantha	Deesa (Loose)	-	-	-
	Patan	Patan (Loose)	3775	-	-
	Rajkot	Rajkot (Loose)	3817	3825	-8
	Jamnagar	Dhrol (Loose)	-	598	-598
Madhya Pradesh	Gwalior	Dabra (Loose)	-	-	-
Guar Gum					
Rajasthan	Jodhpur	Jodhpur	6475	6460	15
	Alwar	Alwar	-	-	-
	Hanumangarh	Nohar	-	-	-
Haryana	Bhiwani	Bhiwani	-	-	-
	Sirsa	Sirsa	6500	6465	35
		Dhabwali	-	-	-
		Ellanabad	-	-	-
	Fatehabad	Fatehabad	6333	6150	183

Guar Cumulative Arrivals in Key Centers:					
Commodity	District	Centre	Weekly Arrivals (Quintals)		Change
Guar Seed			3rd June to 10th June 2021	27th May to 3rd June 2021	

Rajasthan	Jodhpur	Jodhpur		-	-
	Sri-Ganganagar	Sri-Ganganagar		-	-
		Rawla		-	-
		Gharsana		-	-
		Raisinghnagar		-	-
	Bikaner	Bikaner	1300	2350	-1050
		Nokha	1350	2050	-700
		Khajuwala	350	400	-50
		Lunkaransar	1300	1900	-600
	Hanumangarh	Hanumangarh		-	-
		Nohar		-	-
		Pilibanga		-	-
	Nagaur	Nagaur	260	100	160
	Churu	Churu		-	-
	Alwar	Alwar		-	-
Haryana	Hisar	Adampur	750	2700	-1950
	Bhiwani	Bhiwani		-	-
		Siwani	1000	1100	-100
	Sirsa	Sirsa	3800	5550	-1750
		Dhabwali		-	-
		Ellanabad		-	-
	Fatehabad	Fatehabad		-	-
Gujarat	Banaskantha	Deesa		-	-
	Patan	Patan		-	-
	Rajkot	Rajkot	475	645	-170
	Jamnagar	Dhrol		4	-4
Madhya Pradesh	Gwalior	Dabra		-	-
Total Arrivals/Above Markets			10671	16799	-6128

## Week on Week Price: Scenario of Guarseed and Guargum:

Commodity	District	Centre	Today	Week Ago	Month Ago	Year Ago
Guar Seed			10-Jun-21	3-Jun-21	10-May-21	10-Jun-20

Rajasthan	Jodhpur	Jodhpur (Loose)	3950	4100	-	3500
		Jodhpur(Delivery)	4148	4305	-	3675
	Sri-Ganganagar	Sri-Ganganagar(Loose)	3950	-	-	-
		Sri-Ganganagar (Delivery)	4100	-	-	-
		Rawla (Loose)	-	-	-	-
		Gharsana (Loose)	-	-	-	-
		Raisingh-gar (Loose)	3950	-	-	0
		Bikaner	Bikaner (Loose)	3940	4050	4000
	Bikaner (Delivery)		4137	4253	4200	3465
	Nokha(Loose)		3975	4050	-	-
	Nokha (Delivery)		4174	4253	-	-
	Khajuwala (Loose)		3950	3950	-	3300
	Khajuwala (Delivery)		4148	4148	-	3465
	Lunkaransar (Loose)		4000	4100	-	3300
	Hanumangarh	Hanumangarh (Loose)	-	-	-	-
		Hanumangarh (Delivery)	-	-	-	-
		Nohar (Loose)	-	-	-	-
		Pilibanga (Loose)	-	-	-	-
	-gaur	-gaur (Loose)	-	3950	-	-
	Churu	Churu (Delivery)	-	-	-	-
Alwar	Alwar (Loose)	-	-	-	-	
Harya-	Hisar	Adampur (Loose)	4000	4000	-	3350
		Adampur (Delivery)	4200	4200	-	3518
	Bhiwani	Bhiwani (Delivery)	NR	Closed	-	3575
		Siwani (Loose)	4150	4090	-	3520
	Sirsa	Sirsa (Loose)	3950	4040	-	-
		Dhabwali (Loose)	-	-	-	-
		Dhabwali (Delivery)	-	-	-	-
		Ella-bad (Loose)	-	-	-	-
	Fatehabad	Fatehabad (Loose)	3950	3900	-	3350
Gujarat	Ba-skantha	Deesa (Loose)	-	-	-	-
	Patan	Patan (Loose)	3705	-	-	-
	Rajkot	Rajkot (Loose)	3750	3825	-	3350
	Jam-gar	Dhrol (Loose)	-	-	-	-
Madhya Pradesh	Gwalior	Dabra (Loose)	NR	-	-	-
Guar Gum						



Rajasthan	Jodhpur	Jodhpur	6400	6450	-	5525
	Alwar	Alwar	-	-	-	-
	Hanumangarh	Nohar	-	-	-	-
Haryana	Bhiwani	Bhiwani	NR	Closed	-	5300
	Sirsa	Sirsa	6500	6500	-	-
		Dhabwali	-	-	-	-
		Ella-bad	-	-	-	-
	Fatehabad	Fatehabad	6400	6200	-	5500

#### Disclaimer

The information and opinions contained in the document have been compiled from sources believed to be reliable. The company does not warrant its accuracy, completeness and correctness. Use of data and information contained in this report is at your own risk. This document is not, and should not be construed as, an offer to sell or solicitation to buy any commodities. This document may not be reproduced, distributed or published, in whole or in part, by any recipient hereof for any purpose without prior permission from the Company. IASL and its affiliates and/or their officers, directors and employees may have positions in any commodities mentioned in this document (or in any related investment) and may from time to time add to or dispose of any such commodities (or investment). Please see the detailed disclaimer at <http://www.agriwatch.com/disclaimer.php> © 2021 Indian Agribusiness Systems Ltd.