

# Guar Weekly Research Report

## Table of Contents

- ❖ **Executive Summary**
- ❖ **Recommendations**
- ❖ **Domestic Market Fundamentals**
- ❖ **Processing Margins**
- ❖ **Guar Seed to Gum Ratio**
- ❖ **Guar Gum Weekly Exports**
- ❖ **Technical Analysis (Guar Seed)**
- ❖ **Technical Analysis (Guar Gum)**
- ❖ **Guar Seed & Gum Prices at Key Spot Markets**
- ❖ **Guar Seed Arrivals at Key Centers**

## ***Executive Summary***

This week Guar seed and guar gum witnessed weak tone on dull demand from the consuming sectors and slack in overseas demand in the guar gum. Overall guar sentiments are weak on decline in the guar gum exports followed by fall in the oilrig counts.

As on 2nd sept,21 In Rajasthan 21.13 lakh hectare sowing have been done as compared to 23.84 lakh hectare same period last year.

As on 6<sup>th</sup> sept,21 In Gujarat, Guar Seed sowing is done in 1,09,159 hectares as compared to last year 1,18,386.

As per data released by Baker Hughes, the number of oilrigs in USA decreased by 16 to 394 as on 3<sup>rd</sup> Sept 2021 compared to 410 previous week.

India's guar gum exports declined in the month of July 2021 by 11.64% to 16,530 tonnes compared to 18,707 tonnes during June 2021 at an average FoB of US \$ 1739 per tonne in the month of July 2021 as compared to US \$ 1589 per tonne in the month of June 2021. Further, the gum shipments were up by 0.86% in July 2021 compared to the same period last year. Of the total exported quantity, around 2,656 tonnes is bought US, Russia (4,185 tonnes), Germany (2,749 tonnes) and china 813 tonnes.

India's guar split exports declined in the month of July 2021 by 37.22% to 5,660 tonnes compared to 9,016 tonnes during July 2021 at an average FoB of US \$ 1157 per tonne in the month of July compared to US \$ 1005 per tonne in the month of June 2021. However, the guar split shipments gone up by 424 % in June 2021 compared to the same period last year. Of the total exported quantity, around 4,500 tonnes is bought China, US (980 tonnes) and Switzerland 120 tonnes.

## ***Previous Updates:***

India's guar gum exports declined in the month of June 2021 by 8.03% to 18,707 tonnes compared to 20,340 tonnes during June 2021 at an average FoB of US \$ 1589 per tonne in the month of May 2021 as compared to US \$ 1676 per tonne in the month of May 2021. Further, the gum shipments were up by 30.29% in June 2021 compared to the same period last year. Of the total exported quantity, around 4,152 tonnes is bought US, Russia (6,042 tonnes), Germany (1,551 tonnes) and china 1033 tonnes.

India's guar split exports declined in the month of June 2021 by 16.81% to 9,016 tonnes compared to 10,838 tonnes during May 2021 at an average FoB of US \$ 1005 per tonne in the month of June compared to US \$ 1002 per tonne in the month of May 2021. However, the guar split shipments gone up by 302 % in June 2021 compared to the same period last year. Of the total exported quantity, around 7,700 tonnes is bought China, US (980 tonnes) and Mexico 314 tonnes.

## ***Domestic Guar Seed Market Summary***



**Recommendation:**

***Weekly Call- : Market participants are advised to sell Guar seed future September contract near 6100 levels for a target of 5980--5800 with a stop loss at 6190.***

## Outlook:-

[\(Back to Table of Contents\)](#)

### Domestic Front

The local guar seed paid prices witnessed gain in Aug'21 compared to previous month. Fresh buying activities of seed witnessed in local markets.

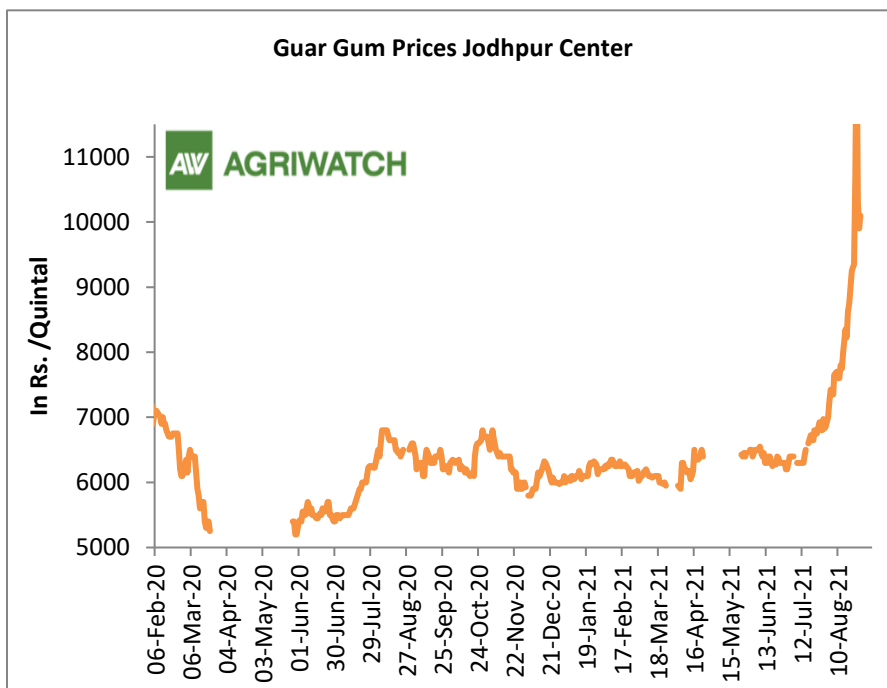
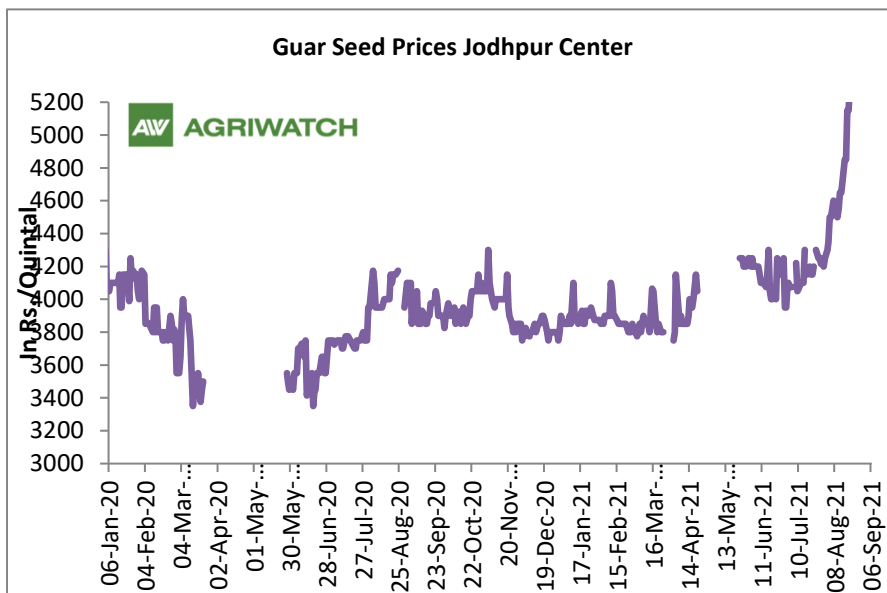
The average guar seed all paid prices in Jodhpur have increased and was quoted at Rs. 5,170 a quintal in Aug'21 compared to Rs. 4,165 a quintal in July'21.

In Jodhpur, weekly average Guar seed loose price decreased to Rs. 5,558/ qtl. in this week against Rs. 5,750/qtl in previous week.

The 2020/21 guar seed output is estimated to have fallen by around 45% compared to the previous season.

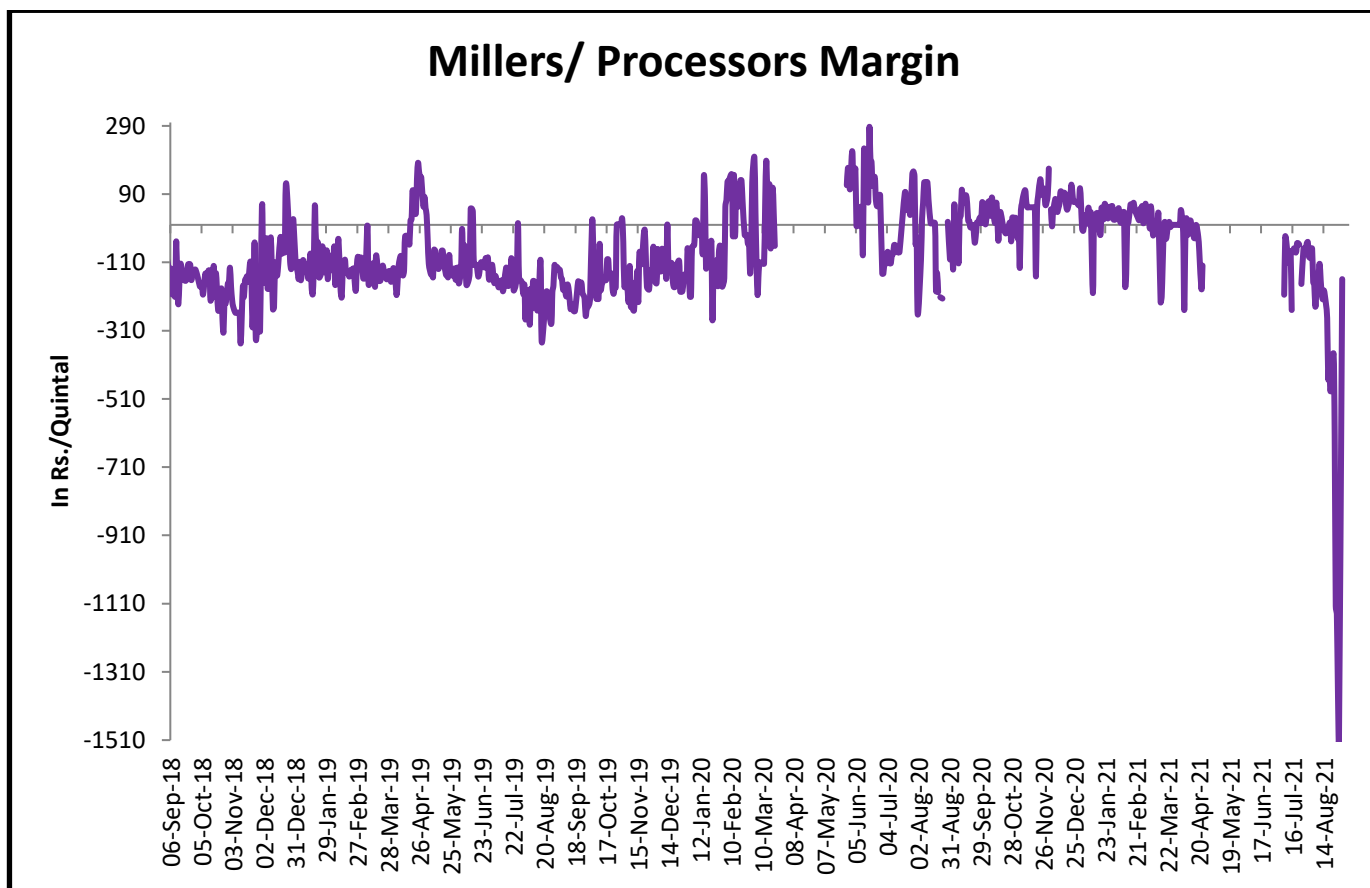
In Jodhpur, weekly average guar gum price decreased to Rs 9,730/Qtl in this week against Rs.10,266/Qtl in previous week.

In addition, the average guar gum prices improved to around Rs. 8,635 a quintal in Aug'21 compared to Rs. 6,580 per quintal in July'21.



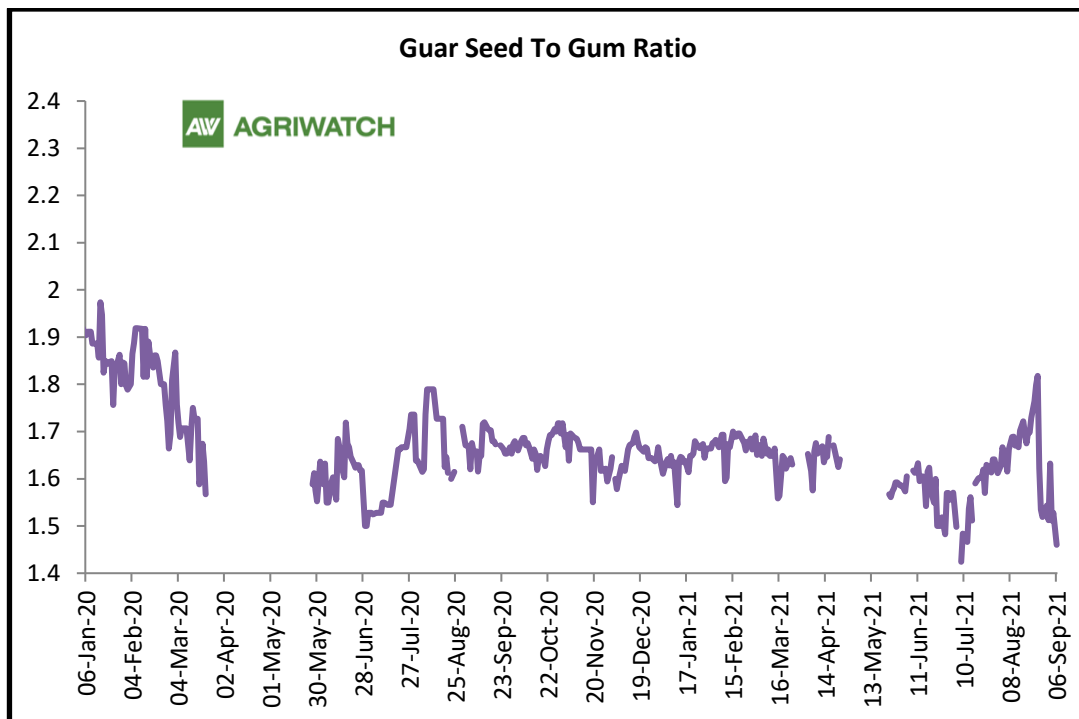
## Millers/Processors Margin

As seen in the chart, the average crush margin of guar seed have further declined in Aug'21 as compared to July'21, the average crush margin declined to Rs. -423/quintal in Aug'21 compared to Rs. -91/quintal in July'21.



## Guar Seed to Gum Ratio

The average weekly Ratio of guar seed to gum stood at 1.54 as compared to last week 1.73



## Guar Gum Weekly Export

[\(Back to Table of Contents\)](#)

Week On Week Exports	Quantity in MT	Average FoB (\$/T)
01-08 July-2021	3890	1710
9-15 July-2021	3282	1789
16-22 July-2021	4043	1801
23-31 July-2021	5315	1657
<b>Total</b>	<b>16530</b>	<b>1739</b>

Source: Trade



## Technical Analysis (Guar Seed)

(Back to Table of Contents)

Commodity: Guar Seed  
Contract: September

Exchange: NCDEX  
Expiry: Sept 20, 2021

### Guar Seed (June, Daily Chart)



### Technical Commentary:

- Guar seed traded lower on sellers pressure.
- Prices closed above 9-day 18-day EMA, indicating firm tone in near-term.
- MACD cross over indicating weak tone in near term.
- RSI and stochastic are rising indicating weak buying strength.

Weekly Supports & Resistances			S2	S1	PCP	R1	R2
Guar Seed	NCDEX	September	5700	5750	6075	6200	6270
			Call	Entry	T1	T2	SL
Guar Seed	NCDEX	September	<b>Sell</b>	6100	5980	5800	6190



## Technical Analysis (Guar Gum)

[\(Back to Table of Contents\)](#)

Commodity: Guar Gum  
Contract: September

Exchange: NCDEX  
Expiry: Sept 20, 2021

### Guar Gum (June, Daily Chart)



### Technical Commentary:

- Guar gum posted loss on profit booking this week.
- Prices closed near 9-day 18-day EMA, indicating weak tone in near-term.
- MACD cross over indicating weak tone in near term.
- RSI and stochastic are dipping indicating weak buying strength.

Weekly Supports & Resistances			S2	S1	PCP	R1	R2
Guar Gum	NCDEX	September	9500	9200	10132	10200	10500
Weekly Trade Call			Call	Entry	T1	T2	SL
Guar Gum	NCDEX	September	Buy	10100	9900	9600	10180



Guar Seed & Gum Prices at Key Spot Markets[\(Back to Table of Contents\)](#)

Guar by – Products Weekly Average Prices:				
Commodity	Centre	27th Aug to 3rd Sept 2021	20th Aug to 26th Aug 2021	Change
Churi	Jodhpur	2750	2050	700
Korma	Jodhpur	4316	3150	1166
Churi	Sri-Ganganagar	1800	1800	Unch
Korma	Sri-Ganganagar	2950	2950	Unch
Prices in Rs/75 kg				

Guar Export Weekly Average Prices:				
Commodity	Variety	27th Aug to 3rd Sept 2021	20th Aug to 26th Aug 2021	Change
Guargum Split		NA	NA	-
Guargum Powder	200 Mesh 5000 CPS	NA	NA	-
	200 Mesh 3500 CPS	NA	NA	-
Guargum Meal	40%	NA	NA	-
	50%	NA	NA	-
Prices in \$/MT				

Guar Seed Weekly Average Prices:					
Commodity	District	Centre	Weekly Prices (Average ) (Rs/Qtl)		Change
Guar Seed			27th Aug to 3rd Sept 2021	20th Aug to 26th Aug 2021	
Rajasthan	Jodhpur	Jodhpur (Loose)	5558	5750	-192
		Jodhpur(Delivery)	5836	6038	-201
	Sri-Ganganagar	Sri-Ganganagar(Loose)	5942	6068	-127
		Sri-Ganganagar (Delivery)	6067	6193	-127
		Rawla (Loose)	-	-	-
		Gharsana (Loose)	-	-	-
		Raisinghnagar (Loose)	5696	6093	-397
	Bikaner	Bikaner (Loose)	5380	6017	-637
		Bikaner (Delivery)	5649	6318	-669
		Nokha(Loose)	5354	6042	-688
		Nokha (Delivery)	5622	6344	-722
		Khajuwala (Loose)	5290	6560	-1270
		Khajuwala (Delivery)	5555	6888	-1334

	Hanumangarh	Lunkaransar (Loose)	5450	6417	-967
		Hanumangarh (Loose)	5475	6125	-650
		Hanumangarh (Delivery)	5749	6431	-683
		Nohar (Loose)	-	-	-
		Pilibanga (Loose)	-	-	-
	Nagaur	Nagaur (Loose)	5567	5992	-425
	Churu	Churu (Delivery)	-	-	-
	Alwar	Alwar (Loose)	-	-	-
Haryana	Hisar	Adampur (Loose)	5472	6725	-1253
		Adampur (Delivery)	5745	7061	-1316
	Bhiwani	Bhiwani (Delivery)	6382	6467	-85
		Siwani (Loose)	5538	6892	-1354
	Sirsa	Sirsa (Loose)	5496	7144	-1648
		Dhabwali (Loose)	5550	7008	-1458
		Dhabwali (Delivery)	5828	7359	-1531
		Ellanabad (Loose)	-	-	-
	Fatehabad	Fatehabad (Loose)	5642	6975	-1333
Gujarat	Banaskantha	Deesa (Loose)	-	-	-
	Patan	Patan (Loose)	5282	5803	-521
	Rajkot	Rajkot (Loose)	4653	5885	-1232
	Jamnagar	Dhrol (Loose)	-	-	-
Madhya Pradesh	Gwalior	Dabra (Loose)	-	-	-
Guar Gum			-	-	-
Rajasthan	Jodhpur	Jodhpur	8892	10267	-1375
	Alwar	Alwar		-	-
	Hanumangarh	Nohar		-	-
Haryana	Bhiwani	Bhiwani	8883	10058	-1175
	Sirsa	Sirsa	8817	9783	-967
		Dhabwali	8975	9792	-817
		Ellanabad		-	-
	Fatehabad	Fatehabad	9450	9933	-483

Guar Cumulative Arrivals in Key Centers:					
Commodity	District	Centre	Weekly Arrivals (Quintals)		Change
Guar Seed			27th Aug to 3rd Sept 2021	20th Aug to 26th Aug 2021	
Rajasthan	Jodhpur	Jodhpur		-	-
	Sri-Ganganagar	Sri-Ganganagar	1200	950	250
		Rawla		-	-

		Gharsana		-	-
		Raisinghnagar	134	75	59
	Bikaner	Bikaner	1720	1500	220
		Nokha	3250	3050	200
		Khajuwala	350	800	-450
		Lunkaransar	2000	1300	700
	Hanumangarh	Hanumangarh	135	113	22
		Nohar		-	-
		Pilibanga		30	-30
	Nagaur	Nagaur	200	350	-150
	Churu	Churu		-	-
	Alwar	Alwar		-	-
Haryana	Hisar	Adampur	11000	17550	-6550
	Bhiwani	Bhiwani	3700	8800	-5100
		Siwani	900	850	50
	Sirsa	Sirsa	5700	6750	-1050
		Dhabwali	650	2600	-1950
		Ellanabad		-	-
	Fatehabad	Fatehabad	50	-	-
Gujarat	Banaskantha	Deesa		-	-
	Patan	Patan	281	332	-51
	Rajkot	Rajkot	1120	4910	-3790
	Jamnagar	Dhrol	6	-	-
Madhya Pradesh	Gwalior	Dabra		-	-
Total Arrivals/Above Markets			32396	49960	-17564

## Week on Week Price: Scenario of Guarseed and Guargum:

Commodity	District	Centre	Today	Week Ago	Month Ago	Year Ago
Guar Seed			3-Sep-21	27-Aug-21	3-Aug-21	4-Sep-20
Rajasthan	Jodhpur	Jodhpur (Loose)	6200	6300	4200	3700
		Jodhpur(Delivery)	6510	6615	4410	3885
	Sri-Ganganagar	Sri-Ganganagar(Loose)	6400	8000	4225	3700
		Sri-Ganganagar (Delivery)	6550	8150	4375	3850
		Rawla (Loose)	-	-	-	-
		Gharsana (Loose)	-	-	-	-
		Raisinghnagar (Loose)	NA	7000	4350	-

	<b>Bikaner</b>	Bikaner (Loose)	5900	5900	4400	3700
		Bikaner (Delivery)	6195	6195	4620	3885
		Nokha(Loose)	5850	5750	4250	#REF!
		Nokha (Delivery)	6143	6038	4463	#REF!
		Khajuwala (Loose)	5800	6000	4300	3800
		Khajuwala (Delivery)	6090	6300	4515	3990
		Lunkaransar (Loose)	6000	6150	4250	3780
	<b>Hanumangarh</b>	Hanumangarh (Loose)	-	6000	4150	-
		Hanumangarh (Delivery)	-	6300	4358	-
		Nohar (Loose)	-	-	-	3710
		Pilibanga (Loose)	-	-	-	0
	<b>Nagaur</b>	Nagaur (Loose)	5950	6150	4300	-
	<b>Churu</b>	Churu (Delivery)	-	-	-	-
	<b>Alwar</b>	Alwar (Loose)	-	0	-	-
<b>Haryana</b>	<b>Hisar</b>	Adampur (Loose)	-	6000	4200	3750
		Adampur (Delivery)	-	6300	4410	3938
	<b>Bhiwani</b>	Bhiwani (Delivery)	6200	9800	4460	4100
		Siwani (Loose)	5800	6500	4375	3975
	<b>Sirsa</b>	Sirsa (Loose)	5450	6700	4225	3700
		Dhabwali (Loose)	5600	6800	4300	3700
		Dhabwali (Delivery)	5880	7140	4515	3885
		Ellanabad (Loose)	-	-	-	-
	<b>Fatehabad</b>	Fatehabad (Loose)	5800	7000	4200	3725
<b>Gujarat</b>	<b>Banaskantha</b>	Deesa (Loose)	-	-	-	-
	<b>Patan</b>	Patan (Loose)	Closed	6500	4145	-
	<b>Rajkot</b>	Rajkot (Loose)	5670	5630	4180	3665
	<b>Jamnagar</b>	Dhrol (Loose)	-	-	3775	-
<b>Madhya Pradesh</b>	<b>Gwalior</b>	Dabra (Loose)	6000	-	-	-
<b>Guar Gum</b>						
<b>Rajasthan</b>	<b>Jodhpur</b>	Jodhpur	9600	9900	7250	6200
	<b>Alwar</b>	Alwar	-	-	-	-
	<b>Hanumangarh</b>	Nohar	-	-	-	6400
<b>Haryana</b>	<b>Bhiwani</b>	Bhiwani	9500	14200	7115	6500
	<b>Sirsa</b>	Sirsa	9300	9800	7300	6300
		Dhabwali	9500	10000	7250	6350
		Ellanabad	-	-	-	-
	<b>Fatehabad</b>	Fatehabad	10000	10000	6800	6280



#### Disclaimer

The information and opinions contained in the document have been compiled from sources believed to be reliable. The company does not warrant its accuracy, completeness and correctness. Use of data and information contained in this report is at your own risk. This document is not, and should not be construed as, an offer to sell or solicitation to buy any commodities. This document may not be reproduced, distributed or published, in whole or in part, by any recipient hereof for any purpose without prior permission from the Company. IASL and its affiliates and/or their officers, directors and employees may have positions in any commodities mentioned in this document (or in any related investment) and may from time to time add to or dispose of any such commodities (or investment). Please see the detailed disclaimer at <http://www.agriwatch.com/disclaimer.php> © 2021 Indian Agribusiness Systems Ltd.