

Guar Weekly Research Report

Table of Contents

- ❖ **Executive Summary**
- ❖ **Recommendations**
- ❖ **Domestic Market Fundamentals**
- ❖ **Processing Margins**
- ❖ **Guar Seed to Gum Ratio**
- ❖ **Guar Gum Weekly Exports**
- ❖ **Technical Analysis (Guar Seed)**
- ❖ **Technical Analysis (Guar Gum)**
- ❖ **Guar Seed & Gum Prices at Key Spot Markets**
- ❖ **Guar Seed Arrivals at Key Centers**

Executive Summary**Domestic Guar Seed Market Summary**

This week Guar seed and guar gum witnessed firm tone on tight supply in the domestic market. Overall guar likely to trade rangebound on firm bias amid lower acreage.

As on 2nd sept,21 In Rajasthan 21.13 lakh hectare sowing have been done as compared to 23.84 lakh hectare same period last year.

As on 6th sept,21 In Gujarat, Guar Seed sowing is done in 1,09,159 hectares as compared to last year 1,18,386.

As per data released by Baker Hughes, the number of oilrigs in USA decreased by 16 to 394 as on 3rd Sept 2021 compared to 410 previous week.

India's guar gum exports declined in the month of July 2021 by 11.64% to 16,530 tonnes compared to 18,707 tonnes during June 2021 at an average FoB of US \$ 1739 per tonne in the month of July 2021 as compared to US \$ 1589 per tonne in the month of June 2021. Further, the gum shipments were up by 0.86% in July 2021 compared to the same period last year. Of the total exported quantity, around 2,656 tonnes is bought US, Russia (4,185 tonnes), Germany (2,749 tonnes) and china 813 tonnes.

India's guar split exports declined in the month of July 2021 by 37.22% to 5,660 tonnes compared to 9,016 tonnes during July 2021 at an average FoB of US \$ 1157 per tonne in the month of July compared to US \$ 1005 per tonne in the month of June 2021. However, the guar split shipments gone up by 424 % in June 2021 compared to the same period last year. Of the total exported quantity, around 4,500 tonnes is bought China, US (980 tonnes) and Switzerland 120 tonnes.

Previous Updates:

India's guar gum exports declined in the month of June 2021 by 8.03% to 18,707 tonnes compared to 20,340 tonnes during June 2021 at an average FoB of US \$ 1589 per tonne in the month of May 2021 as compared to US \$ 1676 per tonne in the month of May 2021. Further, the gum shipments were up by 30.29% in June 2021 compared to the same period last year. Of the total exported quantity, around 4,152 tonnes is bought US, Russia (6,042 tonnes), Germany (1,551 tonnes) and china 1033 tonnes.

India's guar split exports declined in the month of June 2021 by 16.81% to 9,016 tonnes compared to 10,838 tonnes during May 2021 at an average FoB of US \$ 1005 per tonne in the month of June compared to US \$ 1002 per tonne in the month of May 2021. However, the guar split shipments gone up by 302 % in June 2021 compared to the same period last year. Of the total exported quantity, around 7,700 tonnes is bought China, US (980 tonnes) and Mexico 314 tonnes.

Recommendation:

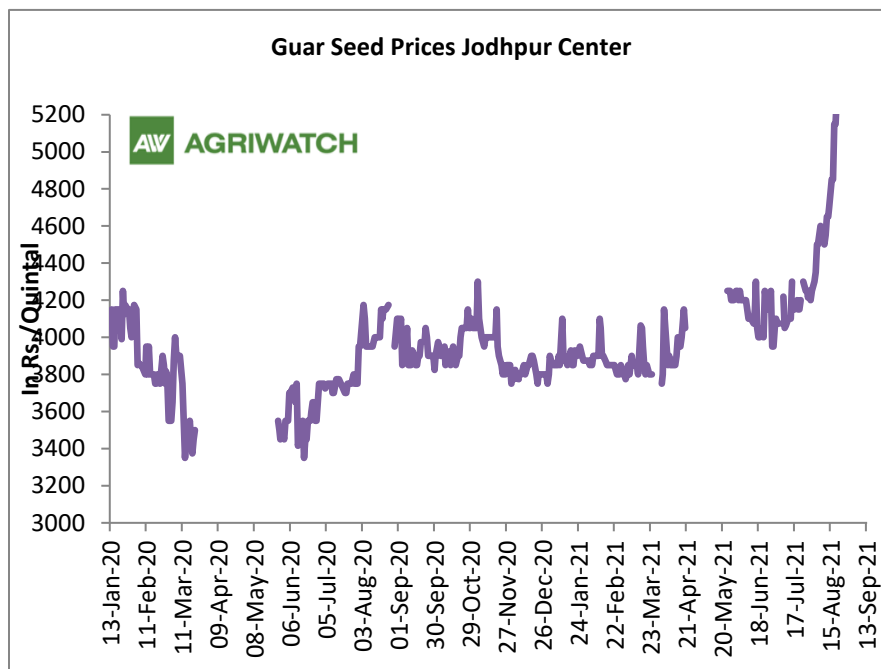
Weekly Call- : Market participants are advised to Buy Guar seed future September contract near 6256 levels for a target of 6400-6500 with a stop loss at 6500.

Outlook:-[\(Back to Table of Contents\)](#)Domestic Front

The local guar seed paid prices witnessed gain in Aug'21 compared to previous month. Fresh buying activities of seed witnessed in local markets.

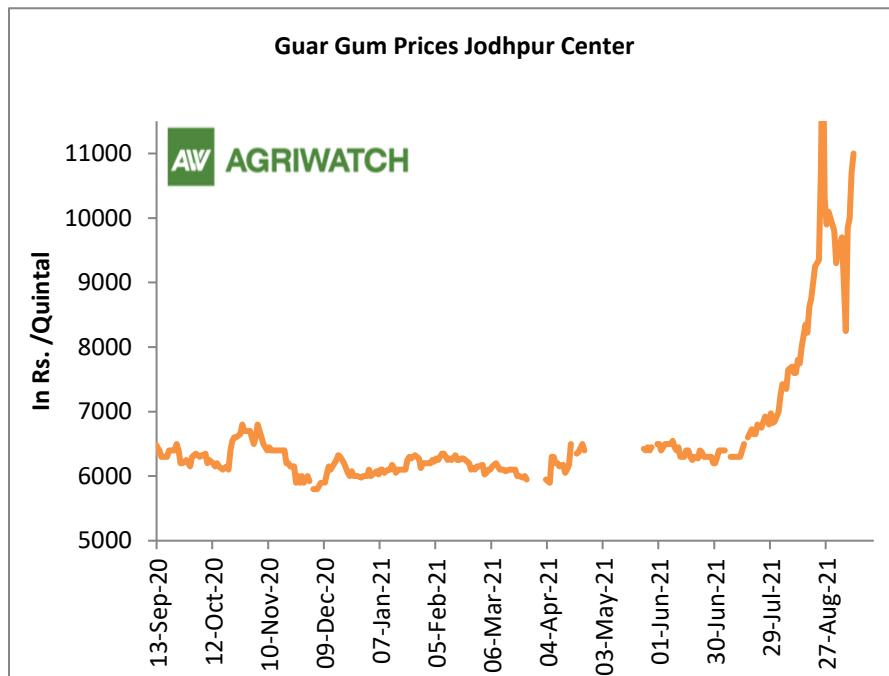
The average guar seed all paid prices in Jodhpur have increased and was quoted at Rs. 5,170 a quintal in Aug'21 compared to Rs. 4,165 a quintal in July'21.

In Jodhpur, weekly average Guar seed loose price increased to Rs. 5,950/ qtl. in this week against Rs. 5,558/qtl in previous week.



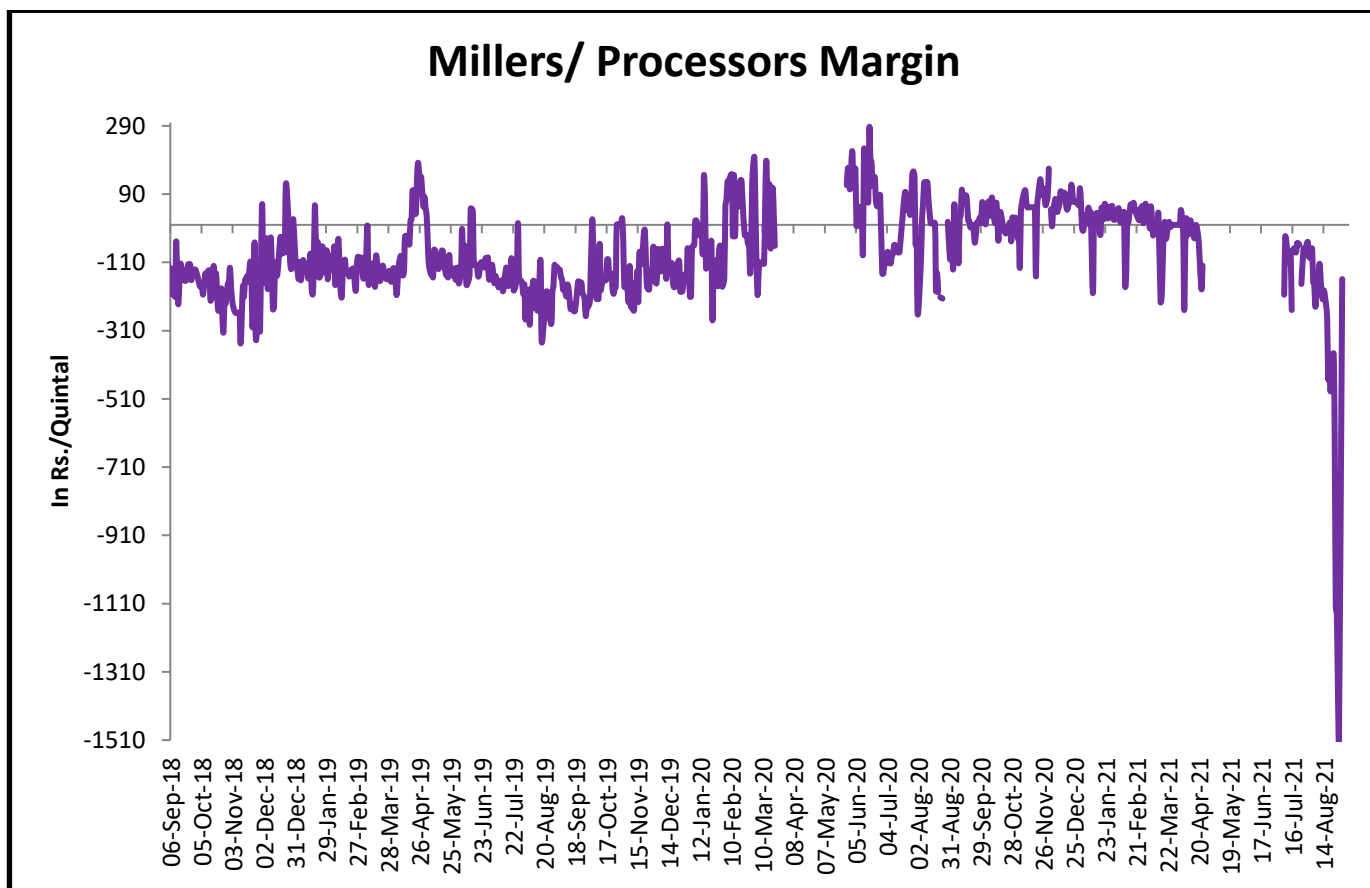
In Jodhpur, weekly average guar gum price increased to Rs 10,142/Qtl in this week against Rs.8,892/Qtl in previous week.

In addition, the average guar gum prices improved to around Rs. 8,635 a quintal in Aug'21 compared to Rs. 6,580 per quintal in July'21.



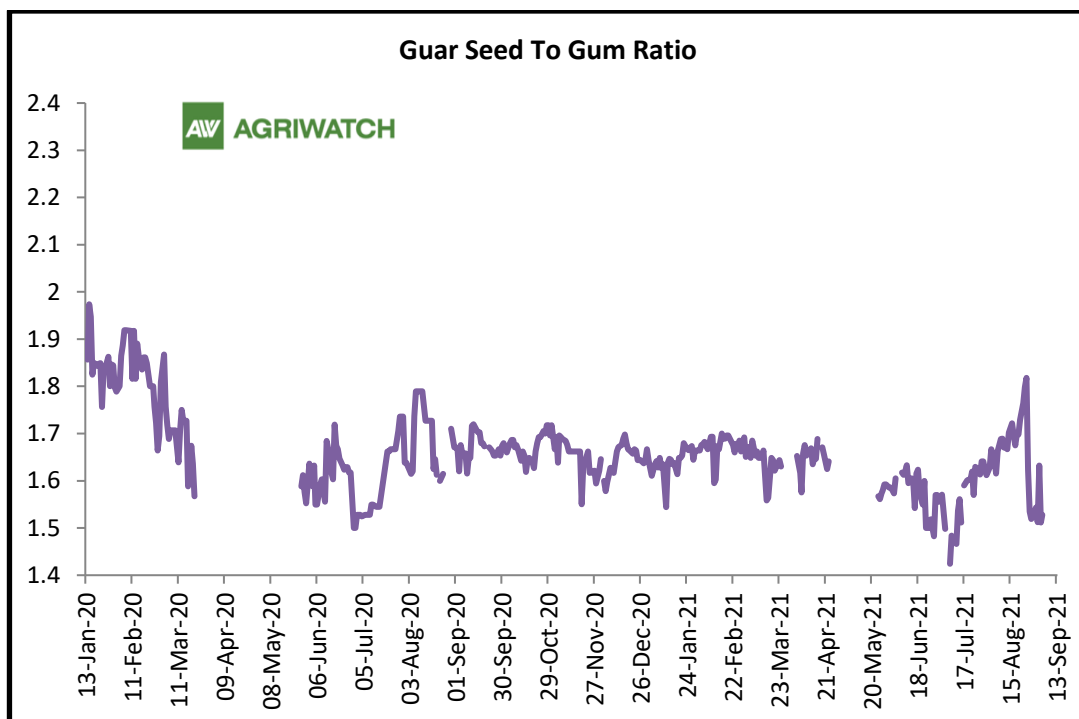
Millers/Processors Margin

As seen in the chart, the average crush margin of guar seed have further declined in Aug'21 as compared to July'21, the average crush margin declined to Rs. -423/quintal in Aug'21 compared to Rs. -91/quintal in July'21.



Guar Seed to Gum Ratio

The average weekly Ratio of guar seed to gum stood at 1.58 as compared to last week 1.54



Guar Gum Weekly Export

[\(Back to Table of Contents\)](#)

Week On Week Exports	Quantity in MT	Average FoB (\$/T)
01-08 July-2021	3890	1710
9-15 July-2021	3282	1789
16-22 July-2021	4043	1801
23-31 July-2021	5315	1657
Total	16530	1739

Source:Trade

Technical Analysis (Guar Seed)

[\(Back to Table of Contents\)](#)

Commodity: Guar Seed

Exchange: NCDEX

Contract: September

Expiry: Sept 20, 2021

Guar Seed (June, Daily Chart)



Technical Commentary:

- Guar seed traded higher on buyers interest.
- Prices closed above 9-day 18-day EMA, indicating firm tone in near-term.
- MACD cross over indicating firm tone in near term.
- RSI and stochastic are rising indicating firm buying strength.

Weekly Supports & Resistances			S1	S2	PCP	R1	R2
Guar Seed	NCDEX	September	5500	6000	6256	6600	6800
			Call	Entry	T1	T2	SL
Guar Seed	NCDEX	September	BUY	6250	6400	6500	6500



Technical Analysis (Guar Gum)

[\(Back to Table of Contents\)](#)

Commodity: Guar Gum
Contract: September

Exchange: NCDEX
Expiry: Sept 20, 2021

Guar Gum (June, Daily Chart)



Technical Commentary:

- Guar gum posted gain on buyers interest.
- Prices closed above 9-day 18-day EMA, indicating firm tone in near-term.
- MACD cross over indicating firm tone in near term.
- RSI and stochastic are dipping indicating firm buying strength.

Weekly Supports & Resistances			S1	S2	PCP	R1	R2
Guar Gum	NCDEX	September	10000	9500	10113	10500	10700
Weekly Trade Call			Call	Entry	T1	T2	SL
Guar Gum	NCDEX	September	Buy	10110	10300	10450	9900

Guar Seed & Gum Prices at Key Spot Markets[\(Back to Table of Contents\)](#)

Guar by – Products Weekly Average Prices:				
Commodity	Centre	4th Sept to 10th Sept 2021	27th Aug to 3rd Sept 2021	Change
Churi	Jodhpur	2423	2750	-328
Korma	Jodhpur	3785	4316	-532
Churi	Sri-Ganganagar	1800	1800	Unch
Korma	Sri-Ganganagar	2950	2950	Unch
Prices in Rs/75 kg				

Guar Export Weekly Average Prices:				
Commodity	Variety	4th Sept to 10th Sept 2021	27th Aug to 3rd Sept 2021	Change
Guargum Split		859	858	1
Guargum Powder	200 Mesh 5000 CPS	1091	1090	1
	200 Mesh 3500 CPS	1023	1022	1
Guargum Meal	40%	409	409	0
	50%	586	585	1
Prices in \$/MT				

Guar Seed Weekly Average Prices:					
Commodity	District	Centre	Weekly Prices (Average) (Rs/Qtl)		Change
Guar Seed			4th Sept to 10th Sept 2021	27th Aug to 3rd Sept 2021	
Rajasthan	Jodhpur	Jodhpur (Loose)	5950	5558	392
		Jodhpur(Delivery)	6248	5836	411
	Sri-Ganganagar	Sri-Ganganagar(Loose)	6121	5942	179
		Sri-Ganganagar (Delivery)	6246	6067	179
		Rawla (Loose)	-	-	-
		Gharsana (Loose)	-	-	-
		Raisinghnagar (Loose)	5800	5696	104
	Bikaner	Bikaner (Loose)	5908	5380	528
		Bikaner (Delivery)	6204	5649	555
		Nokha(Loose)	5950	5354	596
		Nokha (Delivery)	6248	5622	626
		Khajuwala (Loose)	5925	5290	635

		Khajuwala (Delivery)	6221	5555	667
		Lunkaransar (Loose)	5830	5450	380
	Hanumangarh	Hanumangarh (Loose)	6183	5475	708
		Hanumangarh (Delivery)	6493	5749	744
		Nohar (Loose)	-	-	-
		Pilibanga (Loose)	-	-	-
	Nagaur	Nagaur (Loose)	6050	5567	483
	Churu	Churu (Delivery)	-	-	-
	Alwar	Alwar (Loose)	-	-	-
Haryana	Hisar	Adampur (Loose)	6225	5472	753
		Adampur (Delivery)	6536	5745	791
	Bhiwani	Bhiwani (Delivery)	6304	6382	-78
		Siwani (Loose)	5900	5538	363
	Sirsa	Sirsa (Loose)	5888	5496	393
		Dhabwali (Loose)	5720	5550	170
		Dhabwali (Delivery)	6006	5828	179
		Ellanabad (Loose)	-	-	-
	Fatehabad	Fatehabad (Loose)	5860	5642	218
Gujarat	Banaskantha	Deesa (Loose)	-	-	-
	Patan	Patan (Loose)	5466	5282	184
	Rajkot	Rajkot (Loose)	5905	4653	1252
	Jamnagar	Dhrol (Loose)	-	-	-
Madhya Pradesh	Gwalior	Dabra (Loose)	-	-	-
Guar Gum			-	-	-
Rajasthan	Jodhpur	Jodhpur	10142	8892	1250
	Alwar	Alwar	-	-	-
	Hanumangarh	Nohar	-	-	-
Haryana	Bhiwani	Bhiwani	9917	8883	1034
	Sirsa	Sirsa	9883	8817	1067
		Dhabwali	9730	8975	755
		Ellanabad	-	-	-
	Fatehabad	Fatehabad	9920	9450	470

Guar Cumulative Arrivals in Key Centers:					
Commodity	District	Centre	Weekly Arrivals (Quintals)		Change
Guar Seed			4th Sept to 10th Sept 2021	27th Aug to 3rd Sept 2021	
Rajasthan	Jodhpur	Jodhpur	-	-	Unch
	Sri-Ganganagar	Sri-Ganganagar	430	1200	-770

		Rawla	-	-	Unch
		Gharsana	-	-	Unch
		Raisinghnagar	-	134	-134
	Bikaner	Bikaner	80	1720	-1640
		Nokha	1950	3250	-1300
		Khajuwala	190	350	-160
		Lunkaransar	750	2000	-1250
	Hanumangarh	Hanumangarh	127	135	-8
		Nohar	-	-	Unch
		Pilibanga	-	-	Unch
	Nagaur	Nagaur	50	200	-150
	Churu	Churu	-	-	Unch
	Alwar	Alwar	-	-	Unch
Haryana	Hisar	Adampur	1200	11000	-9800
	Bhiwani	Bhiwani	2150	3700	-1550
		Siwani	-	900	-900
	Sirsa	Sirsa	4150	5700	-1550
		Dhabwali	800	650	150
		Ellanabad	-	-	Unch
	Fatehabad	Fatehabad	-	50	-50
Gujarat	Banaskantha	Deesa	-	-	Unch
	Patan	Patan	105	281	-176
	Rajkot	Rajkot	1700	1120	580
	Jamnagar	Dhrol	-	6	-6
Madhya Pradesh	Gwalior	Dabra	-	-	Unch
Total Arrivals/Above Markets			13682	32396	-18714

Week on Week Price: Scenario of Guarseed and Guargum:						
Commodity	District	Centre	Today	Week Ago	Month Ago	Year Ago
Guar Seed			9-Sep-21	2-Sep-21	9-Aug-21	10-Sep-20
Rajasthan	Jodhpur	Jodhpur (Loose)	6000	5700	4411	3700
		Jodhpur(Delivery)	6300	5985	4632	3885
	Sri-Ganganagar	Sri-Ganganagar(Loose)	5900	6400	4450	3700
		Sri-Ganganagar (Delivery)	6050	6550	4600	3850
		Rawla (Loose)	-	-	-	-
		Gharsana (Loose)	-	-	-	-

		Raisinghnagar (Loose)	-	5700	4450	-
	Bikaner	Bikaner (Loose)	6000	5800	4490	3700
		Bikaner (Delivery)	6300	6090	4715	3885
		Nokha(Loose)	6225	5750	4450	-
		Nokha (Delivery)	6536	6038	4673	-
		Khajuwala (Loose)	6200	5750	4450	3750
		Khajuwala (Delivery)	6510	6038	4673	3938
		Lunkaransar (Loose)	6000	5700	4425	3800
	Hanumangarh	Hanumangarh (Loose)	6300	6000	4450	-
		Hanumangarh (Delivery)	6615	6300	4673	-
		Nohar (Loose)	-	-	-	3600
		Pilibanga (Loose)	-	-	-	3650
	Nagaur	Nagaur (Loose)	6100	6050	4350	-
	Churu	Churu (Delivery)	-	-	-	-
	Alwar	Alwar (Loose)	-	-	-	-
Haryana	Hisar	Adampur (Loose)	6100	5800	4410	Closed
		Adampur (Delivery)	6405	6090	4631	Closed
	Bhiwani	Bhiwani (Delivery)	6300	6200	4450	3850
		Siwani (Loose)	6125	5800	4550	3900
	Sirsa	Sirsa (Loose)	6500	5700	4315	Closed
		Dhabwali (Loose)	6200	5750	4350	Closed
		Dhabwali (Delivery)	6510	6038	4568	Closed
		Ellanabad (Loose)	-	-	-	-
	Fatehabad	Fatehabad (Loose)	6000	5700	4400	Closed
Gujarat	Banaskantha	Deesa (Loose)	-	-	-	-
	Patan	Patan (Loose)	5755	5255	4335	-
	Rajkot	Rajkot (Loose)	-	-	4375	3615
	Jamnagar	Dhrol (Loose)	-	-	-	-
Madhya Pradesh	Gwalior	Dabra (Loose)	-	6000	-	-
Guar Gum						
Rajasthan	Jodhpur	Jodhpur	10700	9550	7700	6100
	Alwar	Alwar	-	-	-	-
	Hanumangarh	Nohar	-	-	-	6200
Haryana	Bhiwani	Bhiwani	10100	9500	7050	5850
	Sirsa	Sirsa	10300	9300	7600	Closed
		Dhabwali	10200	9400	7650	Closed
		Ellanabad	-	-	-	-



	Fatehabad	Fatehabad	10300	10000	7600	Closed
--	-----------	-----------	-------	-------	------	--------

Disclaimer

The information and opinions contained in the document have been compiled from sources believed to be reliable. The company does not warrant its accuracy, completeness and correctness. Use of data and information contained in this report is at your own risk. This document is not, and should not be construed as, an offer to sell or solicitation to buy any commodities. This document may not be reproduced, distributed or published, in whole or in part, by any recipient hereof for any purpose without prior permission from the Company. IASL and its affiliates and/or their officers, directors and employees may have positions in any commodities mentioned in this document (or in any related investment) and may from time to time add to or dispose of any such commodities (or investment). Please see the detailed disclaimer at <http://www.agriwatch.com/disclaimer.php> © 2021 Indian Agribusiness Systems Ltd.