

Guar Weekly Research Report

Table of Contents

- ❖ **Executive Summary**
- ❖ **Recommendations**
- ❖ **Domestic Market Fundamentals**
- ❖ **Processing Margins**
- ❖ **Guar Seed to Gum Ratio**
- ❖ **Guar Gum Weekly Exports**
- ❖ **Technical Analysis (Guar Seed)**
- ❖ **Technical Analysis (Guar Gum)**
- ❖ **Guar Seed & Gum Prices at Key Spot Markets**
- ❖ **Guar Seed Arrivals at Key Centers**

Executive Summary**Domestic Guar Seed Market Summary**

This week Guar seed and guar gum witnessed weakness on good rainfall in western Rajasthan and other key growing areas. Overall guar likely to trade rangebound with weak bias amid good rainfall in key growing areas of guar.

According to state govt, As on 27th sept,21 In Gujarat, Guar Seed sowing is down and sown in 1,13,778 hectares as compared to last year 1,22,305 hectares.

According to state govt, As on 2nd sept,21 In Rajasthan 21.13 lakh hectare sowing have been done as compared to 23.84 lakh hectare same period last year.

As per data released by Baker Hughes, the number of oilrigs in USA increased by 7 to 428 as on 1st Oct 2021 compared to 421 previous week. Monthly oilrig count in Sept'21 stood at 406 vs 180 last year same period. Increase in oilrig count in US likely to boost export demand which is major importer of guar. Additionally, Currently rupee against US dollar is near one month low, likely to stimulate guar exports.

India's guar gum exports increased in the month of August 2021 by 10.48% to 18,262 tonnes compared to 16,530 tonnes during July 2021 at an average FoB of US \$ 1699 per tonne in the month of Aug'2021 as compared to US \$ 1739 per tonne in the month of July 2021. Further, the gum shipments were up by 42.38% in Aug'2021 compared to the same period last year. Of the total exported quantity, around 5,401 tonnes is bought by US, Russia (3,085 tonnes), Germany (2,535 tonnes) and china 959 tonnes.

India's guar split exports declined in the month of Aug'2021 by 62.54% to 2,120 tonnes compared to 5,660 tonnes during July'2021 at an average FoB of US \$ 1101 per tonne in the month of Aug'21 compared to US \$ 1157 per tonne in the month of July'2021. However, the guar split shipments gone up by 221 % in Aug 2021 compared to the same period last year. Of the total exported quantity, around 940 tonnes bought by China, US (760 tonnes) and Switzerland 240 tonnes.

Previous Updates:

India's guar gum exports declined in the month of July 2021 by 11.64% to 16,530 tonnes compared to 18,707 tonnes during June 2021 at an average FoB of US \$ 1739 per tonne in the month of July 2021 as compared to US \$ 1589 per tonne in the month of June 2021. Further, the gum shipments were up by 0.86% in July 2021 compared to the same period last year. Of the total exported quantity, around 2,656 tonnes is bought US, Russia (4,185 tonnes), Germany (2,749 tonnes) and china 813 tonnes.

India's guar split exports declined in the month of July 2021 by 37.22% to 5,660 tonnes compared to 9,016 tonnes during July 2021 at an average FoB of US \$ 1157 per tonne in the month of July compared to US \$ 1005 per tonne in the month of June 2021. However, the guar split shipments gone up by 424 % in June 2021 compared to the same period last year. Of the total exported quantity, around 4,500 tonnes is bought China, US (980 tonnes) and Switzerland 120 tonnes.

Recommendation:

Weekly Call- :Market participants are advised to Buy Guar seed future October contract near 6050 levels for a target of 6150-6250 with a stop loss at 6010.

Outlook-:

[\(Back to Table of Contents\)](#)

Domestic Front

The local guar seed paid prices witnessed gain in Aug'21 compared to previous month. Fresh buying activities of seed witnessed in local markets.

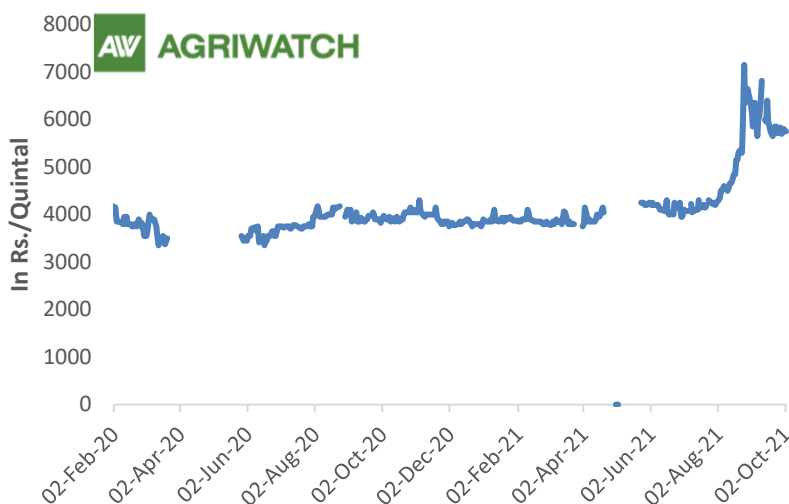
The average guar seed all paid prices in Jodhpur have increased and was quoted at Rs. 5,170 a quintal in Aug'21 compared to Rs. 4,165 a quintal in July'21.

In Jodhpur, weekly average Guar seed loose price decreased to Rs. 5,607/ qtl. in this week against Rs. 5,633/qtl in previous week.

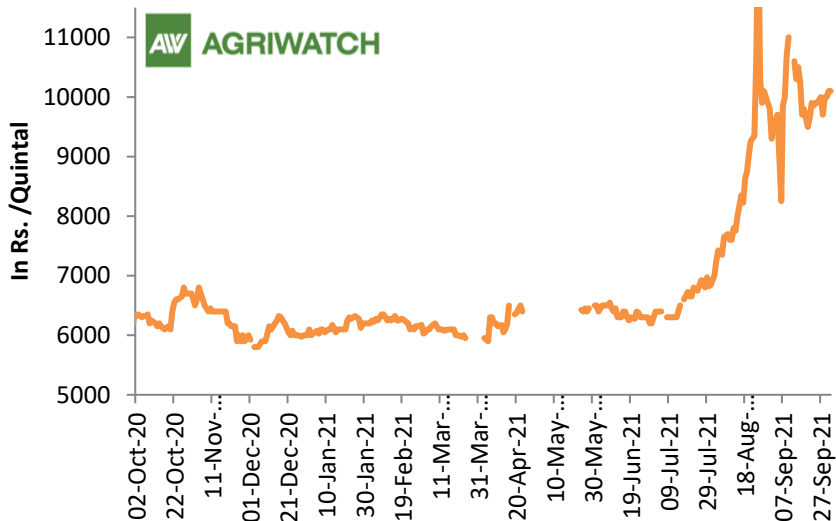
In Jodhpur, weekly average guar gum price decreased to Rs 9,917 /Qtl in this week against Rs.9,733/Qtl in previous week.

In addition, the average guar gum prices improved to around Rs. 8,635 a quintal in Aug'21 compared to Rs. 6,580 per quintal in July'21.

Guar Seed Prices Jodhpur Center

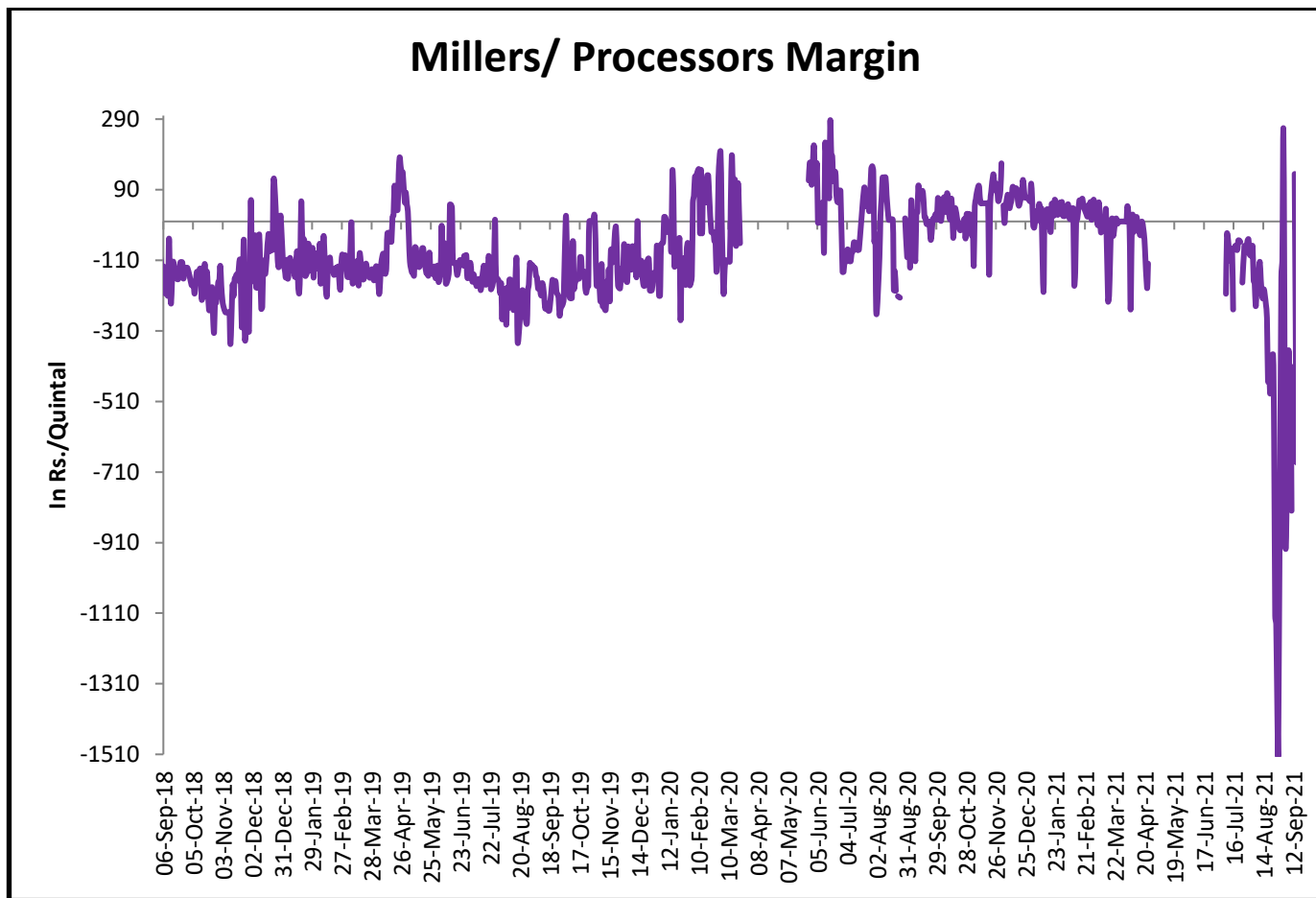


Guar Gum Prices Jodhpur Center



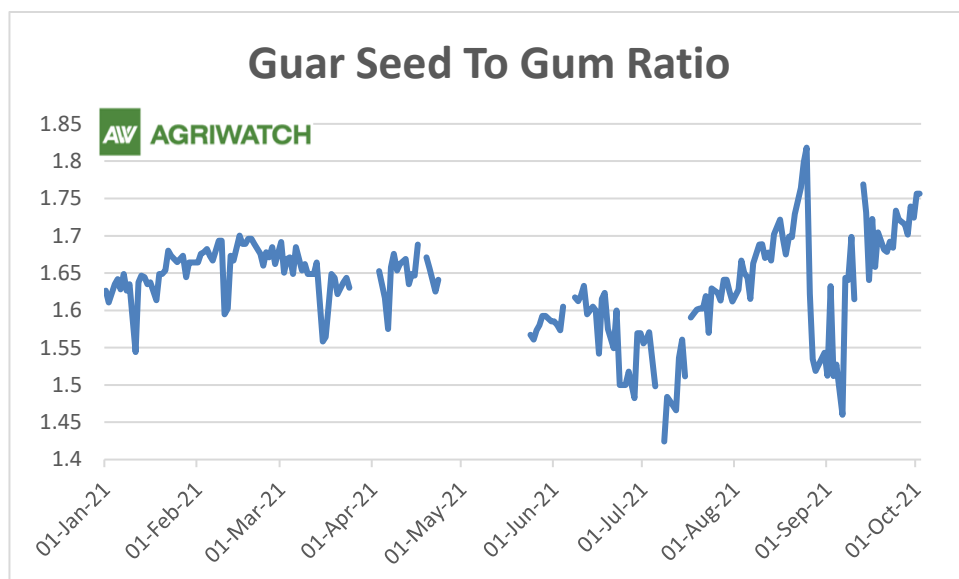
Millers/Processors Margin

As seen in the chart, the average crush margin of guar seed have further declined in Aug'21 as compared to July'21, the average crush margin declined to Rs. -423/quintal in Aug'21 compared to Rs. -91/quintal in July'21.



Guar Seed to Gum Ratio

The average weekly Ratio of guar seed to gum stood at 1.72 as compared to last week 1.69.



Guar Gum Weekly Export

[\(Back to Table of Contents\)](#)

Week On Week Exports	Quantity in MT	Average FoB (\$/T)
01-08 August-2021	4259	1469
9-15 August-2021	3582	1739
16-22 August-2021	4839	1838
23-31 August-2021	5582	1748
Total	18262	1699

Source:Trade

Technical Analysis (Guar Seed)

[\(Back to Table of Contents\)](#)



Commodity: Guar Seed
Contract: October

Exchange: NCDEX
Expiry: October 20, 2021

Guar Seed (October, Daily Chart)



Technical Commentary:

- This week, Guar seed traded higher on buyers interest.
- Prices closed below 9-day 18-day EMA, indicating firm tone in near-term.
- MACD cross over indicating firm tone in near term.
- RSI and stochastic are rising indicating firm buying strength.

Weekly Supports & Resistances			S1	S2	PCP	R1	R2
Guar Seed	NCDEX	October	6000	5800	6101	6300	6500
			Call	Entry	T1	T2	SL
Guar Seed	NCDEX	October	Buy	6050	6150	6250	6010



Technical Analysis (Guar Gum)

[\(Back to Table of Contents\)](#)

Commodity: Guar Gum
Contract: October

Exchange: NCDEX
Expiry: October 20, 2021

Guar Gum (Oct, Daily Chart)



Technical Commentary:

- Guar gum posted gain on buyers interest.
- Prices closed above 9-day 18-day EMA, indicating firm tone in near-term.
- MACD cross over indicating firm tone in near term.
- RSI and stochastic are rising indicating firm buying strength.

Weekly Supports & Resistances			S1	S2	PCP	R1	R2
Guar Gum	NCDEX	October	10000	9800	10206	10000	10500
Weekly Trade Call			Call	Entry	T1	T2	SL
Guar Gum	NCDEX	October	Buy	10200	10300	10350	10150

Guar by – Products Weekly Average Prices:				
Commodity	Centre	24th Sept to 30th Sept 2021	17th Sept to 23rd Sept 2021	Change
Churi	Jodhpur	2509	2471	38
Korma	Jodhpur	3836	3873	-37
Churi	Sri-Ganganagar	1800	1800	Unch
Korma	Sri-Ganganagar	2950	2950	Unch
Prices in Rs/75 kg				

Guar Export Weekly Average Prices:				
Commodity	Variety	24th Sept to 30th Sept 2021	17th Sept to 23rd Sept 2021	Change
Guargum Split		852	856	-3
Guargum Powder	200 Mesh 5000 CPS	1082	1087	-4
	200 Mesh 3500 CPS	1015	1019	-4
Guargum Meal	40%	406	407	-2
	50%	582	584	-2

Guar Seed Weekly Average Prices:					
Commodity	District	Centre	Weekly Prices (Average) (Rs/Qtl)		Change
Guar Seed			24th Sept to 30th Sept 2021	17th Sept to 23rd Sept 2021	
Rajasthan	Jodhpur	Jodhpur (Loose)	5607	5633	-27
		Jodhpur(Delivery)	5887	5915	-28
	Sri-Ganganagar	Sri-Ganganagar(Loose)	5547	5730	-183
		Sri-Ganganagar (Delivery)	5672	5855	-183
		Rawla (Loose)	5880	5880	Unch
		Gharsana (Loose)	5880	5880	Unch
		Raisinghnagar (Loose)	5880	5880	Unch
	Bikaner	Bikaner (Loose)	5650	5717	-67
		Bikaner (Delivery)	5933	6003	-70
		Nokha(Loose)	5620	5775	-155
		Nokha (Delivery)	5901	6064	-163
		Khajuwala (Loose)	5767	5825	-58
		Khajuwala (Delivery)	6055	6116	-61
		Lunkaransar (Loose)	5680	5675	5
	Hanumangarh	Hanumangarh (Loose)	5280	5347	-67
		Hanumangarh (Delivery)	5544	5614	-70
		Nohar (Loose)	-	-	-
		Pilibanga (Loose)	-	-	-
	Nagaur	Nagaur (Loose)	5658	5783	-125
	Churu	Churu (Delivery)	-	-	-
	Alwar	Alwar (Loose)	-	-	-
Haryana	Hisar	Adampur (Loose)	5800	6150	-350
		Adampur (Delivery)	6090	6458	-368
	Bhiwani	Bhiwani (Delivery)	5717	5983	-267
		Siwani (Loose)	5817	5683	133
	Sirsa	Sirsa (Loose)	5480	5400	80
		Dhabwali (Loose)	-	-	-
		Dhabwali (Delivery)	-	-	-
		Ellanabad (Loose)	-	-	-
	Fatehabad	Fatehabad (Loose)	5650	5600	50
Gujarat	Banaskantha	Deesa (Loose)	-	-	-
	Patan	Patan (Loose)	5259	5194	65
	Rajkot	Rajkot (Loose)	-	5590	-
	Jamnagar	Dhrol (Loose)	-	-	-

Madhya Pradesh	Gwalior	Dabra (Loose)	-	-	-
Guar Gum			-	-	-
Rajasthan	Jodhpur	Jodhpur	9917	9733	183
	Alwar	Alwar	-	-	-
	Hanumangarh	Nohar	-	-	-
Haryana	Bhiwani	Bhiwani	9700	9942	-242
	Sirsa	Sirsa	9860	9660	200
		Dhabwali	-	-	-
		Ellanabad	-	-	-
	Fatehabad	Fatehabad	8233	9917	-1683

Guar Cumulative Arrivals in Key Centers:					
Commodity	District	Centre	Weekly Arrivals (Quintals)		Change
Guar Seed			24th Sept to 30th Sept 2021	17th Sept to 23rd Sept 2021	
Rajasthan	Jodhpur	Jodhpur	-	-	-
	Sri-Ganganagar	Sri-Ganganagar	800	470	330
		Rawla	-	-	-
		Gharsana	-	-	-
		Raisinghnagar	-	-	-
	Bikaner	Bikaner	800	675	125
		Nokha	1000	1120	-120
		Khajuwala	120	220	-100
		Lunkaransar	1100	650	450
	Hanumangarh	Hanumangarh	840	363	477
		Nohar	-	-	-
		Pilibanga	-	-	-
	Nagaur	Nagaur	-	-	-
	Churu	Churu	-	-	-
	Alwar	Alwar	-	-	-
Haryana	Hisar	Adampur	1200	1000	200
	Bhiwani	Bhiwani	500	1100	-600
		Siwani	-	-	-
	Sirsa	Sirsa	2450	1950	500
		Dhabwali	-	-	-
		Ellanabad	-	-	-
	Fatehabad	Fatehabad	-	-	-
Gujarat	Banaskantha	Deesa	-	-	-
	Patan	Patan	73	40	33

	Rajkot	Rajkot	-	475	-
	Jamnagar	Dhrol	-	-	-
Madhya Pradesh	Gwalior	Dabra	-	-	-
Total Arrivals/Above Markets			8883	8063	820

Week on Week Price: Scenario of Guarseed and Guargum:						
Commodity	District	Centre	Today	Week Ago	Month Ago	Year Ago
Guar Seed			30-Sep-21	23-Sep-21	1-Sep-21	1-Oct-20
Rajasthan	Jodhpur	Jodhpur (Loose)	5650	5700	6000	3750
		Jodhpur(Delivery)	5933	5985	6300	3938
	Sri-Ganganagar	Sri-Ganganagar(Loose)	5150	5650	6200	3700
		Sri-Ganganagar (Delivery)	5300	5800	6350	3850
		Rawla (Loose)	NR	-		
		Gharsana (Loose)	NA	-	-	
		Raisinghnagar (Loose)	NA	-	5900	-
	Bikaner	Bikaner (Loose)	5700	5750	5500	3775
		Bikaner (Delivery)	5985	6038	5775	3964
		Nokha(Loose)	5700	5750	5750	
		Nokha (Delivery)	5985	6038	6038	
		Khajuwala (Loose)	5800	5700	5800	3850
		Khajuwala (Delivery)	6090	5985	6090	4043
		Lunkaransar (Loose)	5900	5650	5500	3700
	Hanumangarh	Hanumangarh (Loose)	5700	5000	5900	Closed
		Hanumangarh (Delivery)	5985	5250	6195	Closed
		Nohar (Loose)	NR	-	-	3750
		Pilibanga (Loose)	NR	-	-	-
	Nagaur	Nagaur (Loose)	5700	5700	6150	
	Churu	Churu (Delivery)	NR	-	-	-
	Alwar	Alwar (Loose)	NR	-	-	
Haryana	Hisar	Adampur (Loose)	6100	NA	5800	3780
		Adampur (Delivery)	6405	NA	6090	3969
	Bhiwani	Bhiwani (Delivery)	5400	5850	6600	4000
		Siwani (Loose)	5900	5700	5700	3990

	Sirsa	Sirsa (Loose)	5600	NA	5300	3700
		Dhabwali (Loose)	NR	-	5500	3625
		Dhabwali (Delivery)	NR	-	5775	3806
		Ellanabad (Loose)	NR	-	-	
	Fatehabad	Fatehabad (Loose)	5700	5700	5800	3750
Gujarat	Banaskantha	Deesa (Loose)	NA			-
	Patan	Patan (Loose)	5460	5250		
	Rajkot	Rajkot (Loose)	NA	-	-	3700
	Jamnagar	Dhrol (Loose)	NA	-	-	
Madhya Pradesh	Gwalior	Dabra (Loose)	NA	-	-	
Guar Gum						
Rajasthan	Jodhpur	Jodhpur	10000	9850	9300	6300
	Alwar	Alwar	NR	-	-	
	Hanumangarh	Nohar	NR	-	-	6200
Haryana	Bhiwani	Bhiwani	9500	9800	8000	6200
	Sirsa	Sirsa	10000	NA	9000	6150
		Dhabwali	NR	-	9500	6150
		Ellanabad	NR	-	-	-
	Fatehabad	Fatehabad	10000	9900	10000	6200

Disclaimer

The information and opinions contained in the document have been compiled from sources believed to be reliable. The company does not warrant its accuracy, completeness and correctness. Use of data and information contained in this report is at your own risk. This document is not, and should not be construed as, an offer to sell or solicitation to buy any commodities. This document may not be reproduced, distributed or published, in whole or in part, by any recipient hereof for any purpose without prior permission from the Company. IASL and its affiliates and/or their officers, directors and employees may have positions in any commodities mentioned in this document (or in any related investment) and may from time to time add to or dispose of any such commodities (or investment). Please see the detailed disclaimer at <http://www.agriwatch.com/disclaimer.php> © 2021 Indian Agribusiness Systems Ltd.