



Guar Weekly Research Report

Table of Contents

- ❖ **Executive Summary**
- ❖ **Recommendations**
- ❖ **Domestic Market Fundamentals**
- ❖ **Processing Margins**
- ❖ **Guar Seed to Gum Ratio**
- ❖ **Guar Gum Weekly Exports**
- ❖ **Technical Analysis (Guar Seed)**
- ❖ **Technical Analysis (Guar Gum)**
- ❖ **Guar Seed & Gum Prices at Key Spot Markets**
- ❖ **Guar Seed Arrivals at Key Centers**

Executive Summary

This week Jodhpur Guar seed witnessed weakness compared to previous week amid heavy supply . Overall guar likely to trade rangebound with weak bias amid good rainfall in key growing areas of guar.

According to state govt, As on 27th sept,21 In Gujarat, Guar Seed sowing is down and sown in 1,13,778 hectares as compared to last year 1,22,305 hectares.

According to state govt, As on 2nd sept,21 In Rajasthan 21.13 lakh hectare sowing have been done as compared to 23.84 lakh hectare same period last year.

As per data released by Baker Hughes, the number of oilrigs in USA increased by 7 to 428 as on 1st Oct 2021 compared to 421 previous week. Monthly oilrig count in Sept'21 stood at 406 vs 180 last year same period. Increase in oilrig count in US likely to boost export demand which is major importer of guar. Additionally, Currently rupee against US dollar is near one month low, likely to stimulate guar exports.

India's guar gum exports increased in the month of August 2021 by 10.48% to 18,262 tonnes compared to 16,530 tonnes during July 2021 at an average FoB of US \$ 1699 per tonne in the month of Aug'2021 as compared to US \$ 1739 per tonne in the month of July 2021. Further, the gum shipments were up by 42.38% in Aug'2021 compared to the same period last year. Of the total exported quantity, around 5,401 tonnes is bought by US, Russia (3,085 tonnes), Germany (2,535 tonnes) and china 959 tonnes.

India's guar split exports declined in the month of Aug'2021 by 62.54% to 2,120 tonnes compared to 5,660 tonnes during July'2021 at an average FoB of US \$ 1101 per tonne in the month of Aug'21 compared to US \$ 1157 per tonne in the month of July'2021. However, the guar split shipments gone up by 221 % in Aug 2021 compared to the same period last year. Of the total exported quantity, around 940 tonnes bought by China, US (760 tonnes) and Switzerland 240 tonnes.

Previous Updates:

India's guar gum exports declined in the month of July 2021 by 11.64% to 16,530 tonnes compared to 18,707 tonnes during June 2021 at an average FoB of US \$ 1739 per tonne in the month of July 2021 as compared to US \$ 1589 per tonne in the month of June 2021. Further, the gum shipments were up by 0.86% in July 2021 compared to the same period last year. Of the total exported quantity, around 2,656 tonnes is bought US, Russia (4,185 tonnes), Germany (2,749 tonnes) and china 813 tonnes.

India's guar split exports declined in the month of July 2021 by 37.22% to 5,660 tonnes compared to 9,016 tonnes during July 2021 at an average FoB of US \$ 1157 per tonne in the month of July compared to US \$ 1005 per tonne in the month of June 2021. However, the guar split shipments gone up by 424 % in June 2021 compared to the same period last year. Of the total exported quantity, around 4,500 tonnes is bought China, US (980 tonnes) and Switzerland 120 tonnes.

Recommendation:

Weekly Call- :Market participants are advised to sell Guar seed future October contract near 5900 levels for a target of 5700-5600 with a stop loss at 6010.

Outlook:-[\(Back to Table of Contents\)](#)Domestic Front

The local guar seed paid prices witnessed gain in Aug'21 compared to previous month. Fresh buying activities of seed witnessed in local markets.

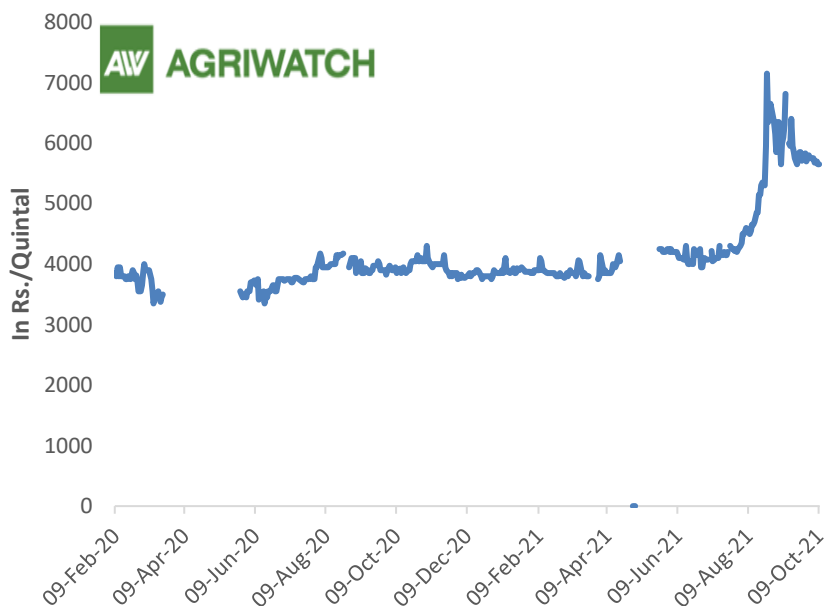
The average guar seed all paid prices in Jodhpur have increased and was quoted at Rs. 5,170 a quintal in Aug'21 compared to Rs. 4,165 a quintal in July'21.

In Jodhpur, weekly average Guar seed loose price decreased to Rs. 5,571/ qtl. in this week against Rs. 5,607/qtl in previous week.

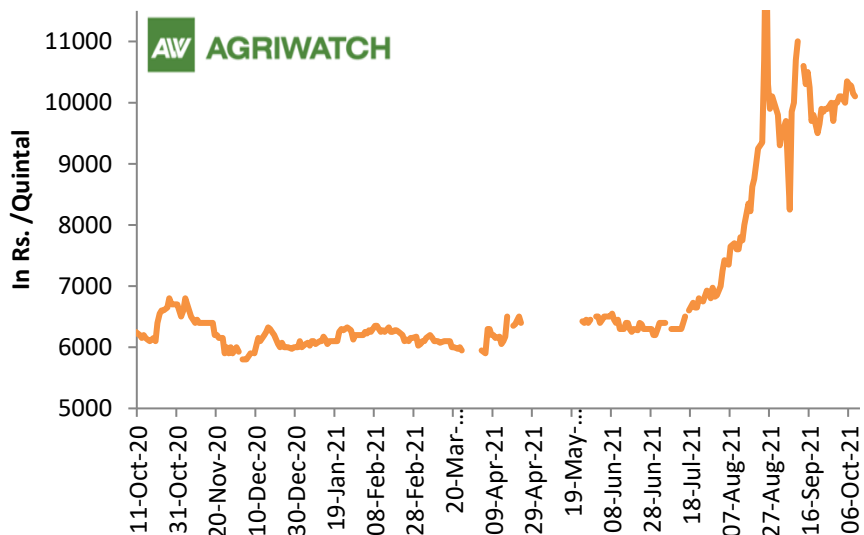
In Jodhpur, weekly average guar gum price increased to Rs 10,188 /Qtl in this week against Rs.9,917/Qtl in previous week.

In addition, the average guar gum prices improved to around Rs. 8,635 a quintal in Aug'21 compared to Rs. 6,580 per quintal in July'21.

Guar Seed Prices Jodhpur Center

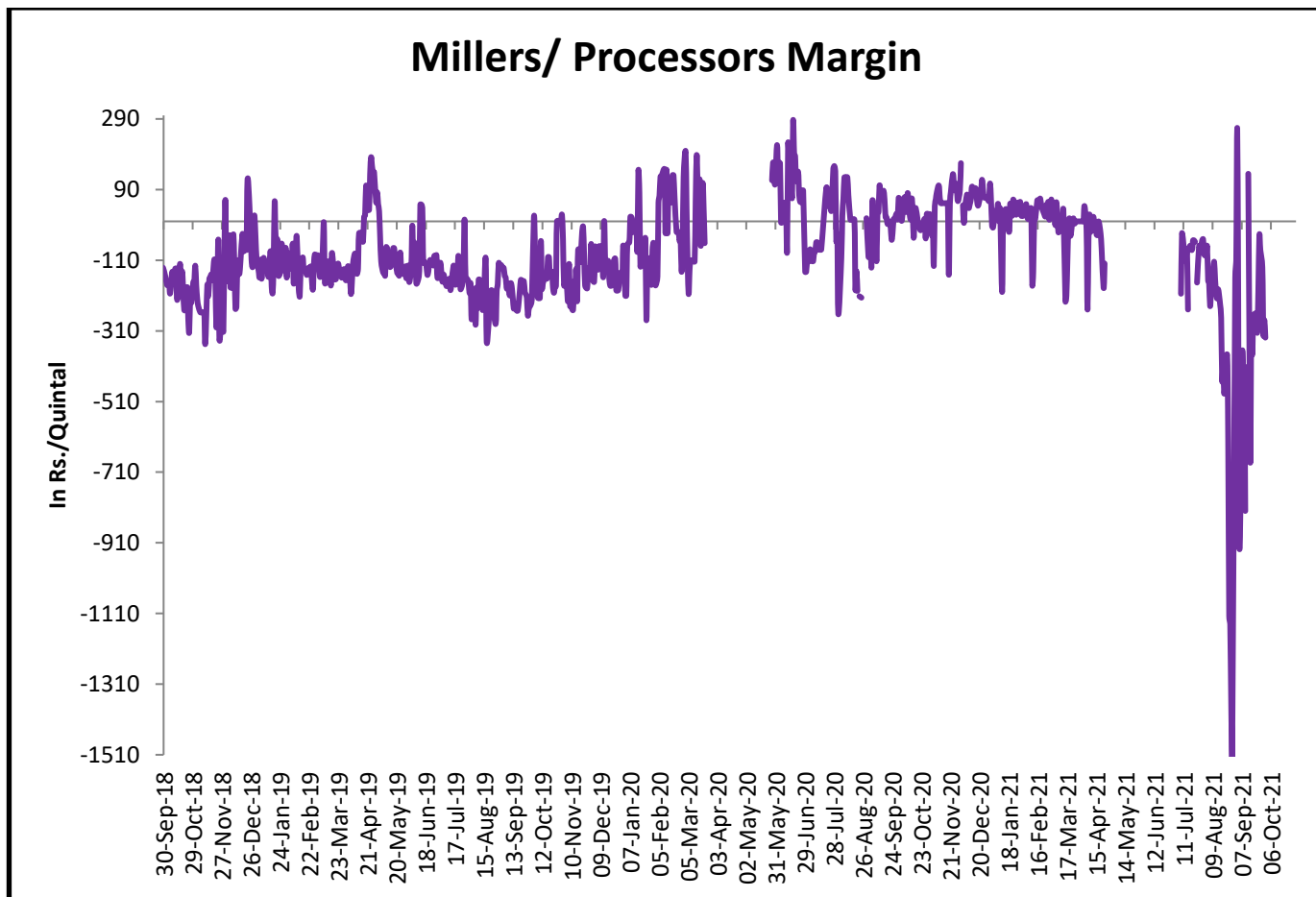


Guar Gum Prices Jodhpur Center



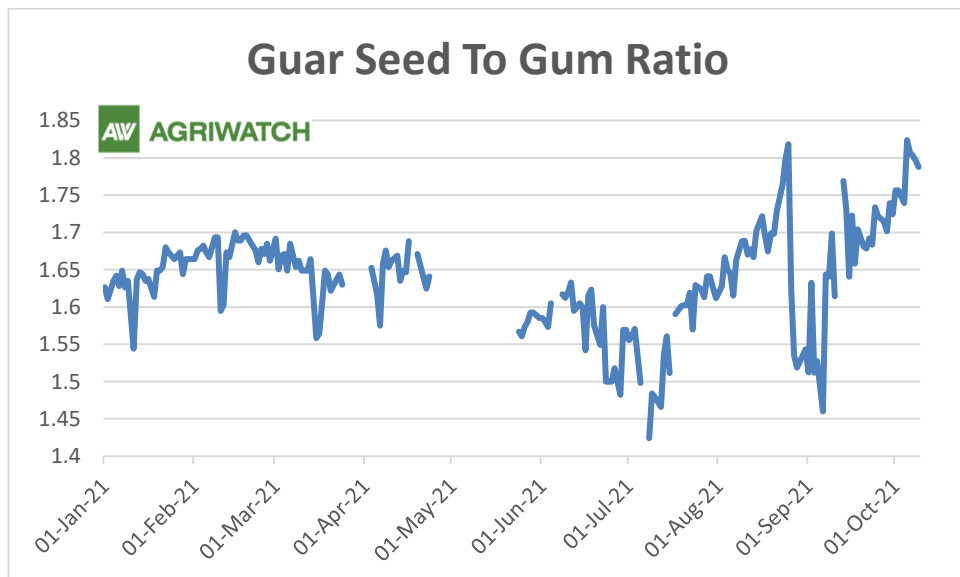
Millers/Processors Margin

As seen in the chart, the average crush margin of guar seed have increased in September'21 as compared to Aug'21, the average crush margin increased to Rs. -308/quintal in September'21 compared to Rs. -423/quintal in Aug'21.



Guar Seed to Gum Ratio

The average weekly Ratio of guar seed to gum stood at 1.78 as compared to last week 1.72.



Guar Gum Weekly Export

[\(Back to Table of Contents\)](#)

Week On Week Exports	Quantity in MT	Average FoB (\$/T)
01-08 August-2021	4259	1469
9-15 August-2021	3582	1739
16-22 August-2021	4839	1838
23-31 August-2021	5582	1748
Total	18262	1699

Source:Trade



Technical Analysis (Guar Seed)

([Back to Table of Contents](#))

Commodity: Guar Seed
Contract: October

Exchange: NCDEX
Expiry: October 20, 2021

Guar Seed (October, Daily Chart)



Technical Commentary:

- This week, Guar seed traded lower on sellers pressure.
- Prices closed below 9-day 18-day EMA, indicating firm tone in near-term.
- MACD cross over indicating weak tone in near term.
- RSI and stochastic are rising indicating weak buying strength.

Weekly Supports & Resistances			S1	S2	PCP	R1	R2
Guar Seed	NCDEX	October	5600	5500	5816	6200	6500
			Call	Entry	T1	T2	SL
Guar Seed	NCDEX	October	Sell	5900	5700	5600	6010



Technical Analysis (Guar Gum)

[\(Back to Table of Contents\)](#)

Commodity: Guar Gum
Contract: October

Exchange: NCDEX
Expiry: October 20, 2021

Guar Gum (Oct, Daily Chart)



Technical Commentary:

- Guar gum posted gain on buyer's interest.
- Prices closed above 9-day 18-day EMA, indicating firm tone in near-term.
- MACD cross over indicating firm tone in near term.
- RSI and stochastic are rising indicating firm buying strength.

Weekly Supports & Resistances			S1	S2	PCP	R1	R2
Guar Gum	NCDEX	October	10000	9800	10046	10300	10500
Weekly Trade Call			Call	Entry	T1	T2	SL
Guar Gum	NCDEX	October	Buy	10040	10100	10250	10150

Guar by – Products Weekly Average Prices:				
Commodity	Centre	1st Oct to 07th Oct 2021	24th Sept to 30th Sept 2021	Change
Churi	Jodhpur	2263	2509	-246
Korma	Jodhpur	3827	3836	-8
Churi	Sri-Ganganagar	1800	1800	Unch
Korma	Sri-Ganganagar	2950	2950	Unch
Prices in Rs/75 kg				

Guar Export Weekly Average Prices:				
Commodity	Variety	1st Oct to 07th Oct 2021	24th Sept to 30th Sept 2021	Change
Guargum Split		847	852	-6
Guargum Powder	200 Mesh 5000 CPS	1075	1082	-7
	200 Mesh 3500 CPS	1008	1015	-7
Guargum Meal	40%	403	406	-3
	50%	578	582	-4

Guar Seed Weekly Average Prices:					
Commodity	District	Centre	Weekly Prices (Average) (Rs/Qtl)		Change
Guar Seed			1st Oct to 07th Oct 2021	24th Sept to 30th Sept 2021	
Rajasthan	Jodhpur	Jodhpur (Loose)	5571	5607	-36
		Jodhpur(Delivery)	5849	5887	-38
	Sri-Ganganagar	Sri-Ganganagar(Loose)	5622	5547	75
		Sri-Ganganagar (Delivery)	5747	5672	75
		Rawla (Loose)	5880	5880	Unch
		Gharsana (Loose)	5880	5880	Unch
		Raisinghnagar (Loose)	5880	5880	Unch
	Bikaner	Bikaner (Loose)	5650	5650	Unch
		Bikaner (Delivery)	5933	5933	Unch
		Nokha(Loose)	5667	5620	47
		Nokha (Delivery)	5950	5901	49
		Khajuwala (Loose)	5763	5767	-4
		Khajuwala (Delivery)	6051	6055	-4
		Lunkaransar (Loose)	5700	5680	20
	Hanumangarh	Hanumangarh (Loose)	5450	5280	170
		Hanumangarh (Delivery)	5723	5544	179
		Nohar (Loose)	-	-	-
		Pilibanga (Loose)	-	-	-
	Nagaur	Nagaur (Loose)	-	5658	-
	Churu	Churu (Delivery)	-	-	-
	Alwar	Alwar (Loose)	-	-	-
Haryana	Hisar	Adampur (Loose)	5825	5800	25
		Adampur (Delivery)	6116	6090	26
	Bhiwani	Bhiwani (Delivery)	5680	5717	-37
		Siwani (Loose)	5718	5817	-99
	Sirsa	Sirsa (Loose)	5420	5480	-60
		Dhabwali (Loose)	-	-	-
		Dhabwali (Delivery)	-	-	-
		Ellanabad (Loose)	-	-	-
	Fatehabad	Fatehabad (Loose)	-	5650	-
Gujarat	Banaskantha	Deesa (Loose)	-	-	-
	Patan	Patan (Loose)	-	5259	-
	Rajkot	Rajkot (Loose)	892	-	-
	Jamnagar	Dhrol (Loose)	-	-	-

Madhya Pradesh	Gwalior	Dabra (Loose)	-	-	-
Guar Gum			-	-	-
Rajasthan	Jodhpur	Jodhpur	10188	9917	271
	Alwar	Alwar	-	-	-
	Hanumangarh	Nohar	-	-	-
Haryana	Bhiwani	Bhiwani	10040	9700	340
	Sirsa	Sirsa	10030	9860	170
		Dhabwali	-	-	-
		Ellanabad	-	-	-
	Fatehabad	Fatehabad	8333	8233	100

Guar Cumulative Arrivals in Key Centers:					
Commodity	District	Centre	Weekly Arrivals (Quintals)		Change
Guar Seed			1st Oct to 07th Oct 2021	24th Sept to 30th Sept 2021	
Rajasthan	Jodhpur	Jodhpur	-	-	-
	Sri-Ganganagar	Sri-Ganganagar	1700	800	900
		Rawla	-	-	-
		Gharsana	-	-	-
		Raisinghnagar	-	-	-
	Bikaner	Bikaner	1100	800	300
		Nokha	1600	1000	600
		Khajuwala	300	120	180
		Lunkaransar	1600	1100	500
	Hanumangarh	Hanumangarh	1450	840	610
		Nohar	-	-	-
		Pilibanga	-	-	-
	Nagaur	Nagaur	-	-	-
	Churu	Churu	-	-	-
	Alwar	Alwar	-	-	-
Haryana	Hisar	Adampur	1300	1200	100
	Bhiwani	Bhiwani	320	500	-180
		Siwani	-	-	-
	Sirsa	Sirsa	4600	2450	2150
		Dhabwali	-	-	-
		Ellanabad	-	-	-
	Fatehabad	Fatehabad	-	-	-
Gujarat	Banaskantha	Deesa	-	-	-
	Patan	Patan	31	73	-42

	Rajkot	Rajkot	300	-	-
	Jamnagar	Dhrol	-	-	-
Madhya Pradesh	Gwalior	Dabra	-	-	-
Total Arrivals/Above Markets			14301	8883	5418

Week on Week Price: Scenario of Guarseed and Guargum:						
Commodity	District	Centre	Today	Week Ago	Month Ago	Year Ago
Guar Seed			7-Oct-21	30-Sep-21	8-Sep-21	8-Oct-20
Rajasthan	Jodhpur	Jodhpur (Loose)	5550	5650	5800	3800
		Jodhpur(Delivery)	5828	5933	6090	3990
	Sri-Ganganagar	Sri-Ganganagar(Loose)	5550	5150	5800	3750
		Sri-Ganganagar (Delivery)	5700	5300	5950	3900
		Rawla (Loose)	-	-	-	-
		Gharsana (Loose)	0	0	0	-
		Raisinghnagar (Loose)	0	0	0	0
	Bikaner	Bikaner (Loose)	5600	5700	6000	3840
		Bikaner (Delivery)	5880	5985	6300	4032
		Nokha(Loose)	5600	5700	6025	NA
		Nokha (Delivery)	5880	5985	6326	NA
		Khajuwala (Loose)	5750	5800	5900	3800
		Khajuwala (Delivery)	6038	6090	6195	3990
		Lunkaransar (Loose)	5700	5900	5900	3800
	Hanumangarh	Hanumangarh (Loose)	5500	5700	6200	3500
		Hanumangarh (Delivery)	5775	5985	6510	3675
		Nohar (Loose)	0	0	0	3750
		Pilibanga (Loose)	0	0	0	0
	Nagaur	Nagaur (Loose)	5550	5700	6050	-
	Churu	Churu (Delivery)	0	0	0	0
	Alwar	Alwar (Loose)	NR	0	0	-
Haryana	Hisar	Adampur (Loose)	5800	6100	6100	3750
		Adampur (Delivery)	6090	6405	6405	3938
	Bhiwani	Bhiwani (Delivery)	6000	5400	6200	3950
		Siwani (Loose)	5750	5900	6050	3920

	Sirsa	Sirsa (Loose)	5300	5600	5650	3735
		Dhabwali (Loose)	NR	0	5600	3720
		Dhabwali (Delivery)	NR	0	5880	3906
		Ellanabad (Loose)	NR	0	0	-
	Fatehabad	Fatehabad (Loose)	5700	5700	6000	3650
Gujarat	Banaskantha	Deesa (Loose)	NA	-	-	0
	Patan	Patan (Loose)	4750	5460	5450	3705
	Rajkot	Rajkot (Loose)	5350	0	0	3675
	Jamnagar	Dhrol (Loose)	NA	0	0	-
Madhya Pradesh	Gwalior	Dabra (Loose)	0	0	0	-
Guar Gum						
Rajasthan	Jodhpur	Jodhpur	10275	10000	10000	6350
	Alwar	Alwar	NR	0	0	-
	Hanumangarh	Nohar	0	0	0	6300
Haryana	Bhiwani	Bhiwani	10500	9500	10200	6150
	Sirsa	Sirsa	10000	10000	9900	6200
		Dhabwali	NR	0	9850	6250
		Ellanabad	NR	0	0	-
	Fatehabad	Fatehabad	10000	10000	10000	6100

Disclaimer

The information and opinions contained in the document have been compiled from sources believed to be reliable. The company does not warrant its accuracy, completeness and correctness. Use of data and information contained in this report is at your own risk. This document is not, and should not be construed as, an offer to sell or solicitation to buy any commodities. This document may not be reproduced, distributed or published, in whole or in part, by any recipient hereof for any purpose without prior permission from the Company. IASL and its affiliates and/or their officers, directors and employees may have positions in any commodities mentioned in this document (or in any related investment) and may from time to time add to or dispose of any such commodities (or investment). Please see the detailed disclaimer at <http://www.agriwatch.com/disclaimer.php> © 2021 Indian Agribusiness Systems Ltd.