



Guar Weekly Research Report

Table of Contents

- ❖ **Executive Summary**
- ❖ **Outlook**
- ❖ **Domestic Market Fundamentals**
- ❖ **Processing Margins**
- ❖ **Guar Seed to Gum Ratio**
- ❖ **Guar Gum Weekly Exports**
- ❖ **Technical Analysis (Guar Seed)**
- ❖ **Technical Analysis (Guar Gum)**
- ❖ **Guar Seed & Gum Prices at Key Spot Markets**
- ❖ **Guar Seed Arrivals at Key Centers**



Executive Summary

Domestic Guar Seed Market Summary

This week Guar seed prices at Jodhpur remained sideways and witnessed mild loss amid tight arrivals. Guar gum prices too remained sideways and witnessed mild loss. However it is likely to rebound from this level on good rally in crude oil prices due to supply concerns and good demand.

WTI crude oil prices continued good rally and hovering above \$90/ barrel.

Outlook – Guar seed (Spot, Jodhpur basis):

Guar seed delivery prices are expected to trade range bound with firm bias supported by good export demand and firm crude oil prices. The Jodhpur Guar seed delivery prices are likely to trade in the range between 6,400 – 6,700/Qtl. in the short-run.

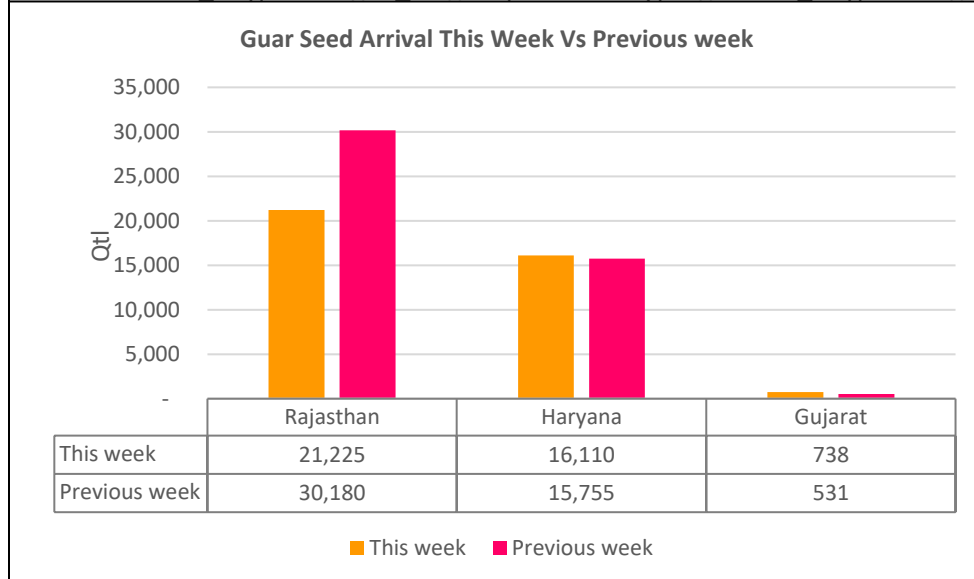
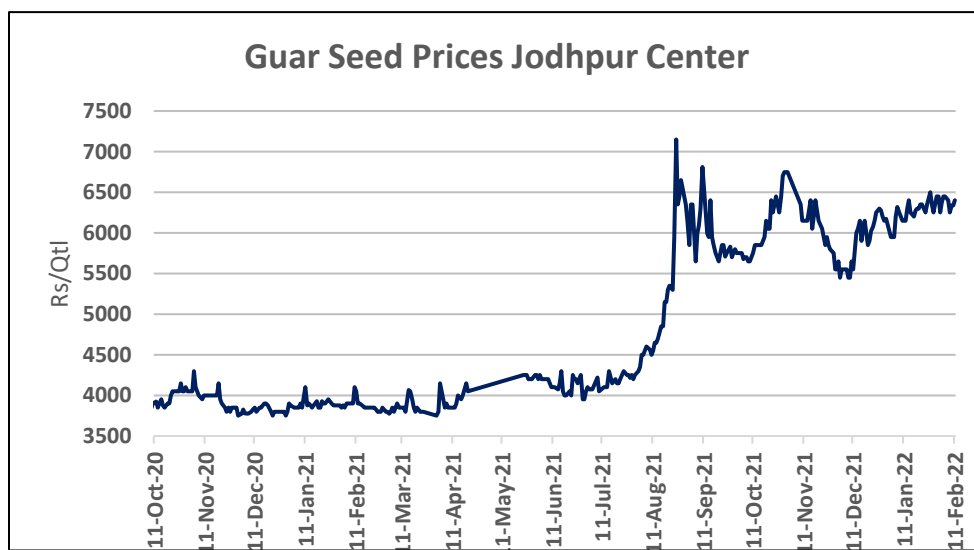
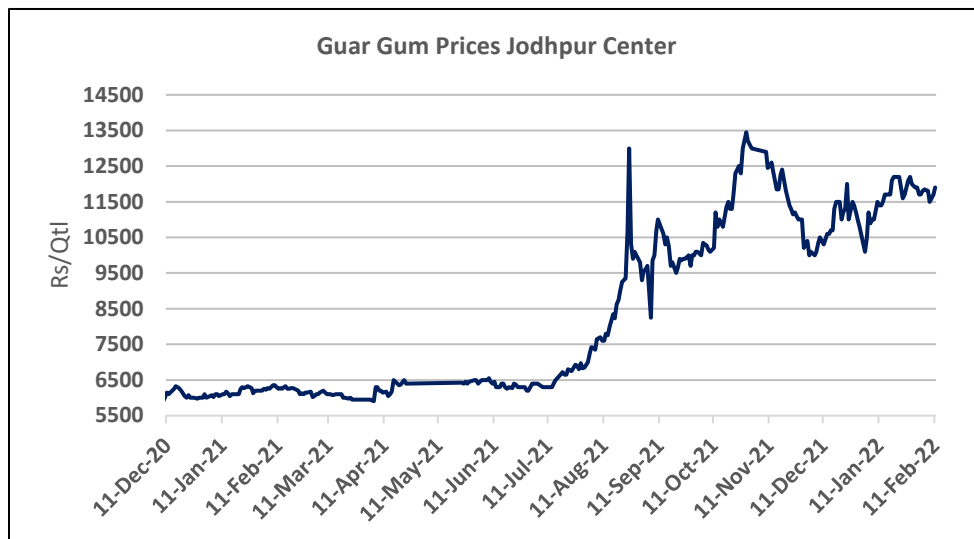
Domestic Market Fundamentals

Overall arrivals went down this week in Rajasthan and Haryana and Gujarat this week.

The average weekly price of Jodhpur Guar seed delivery stayed sideways and witnessed mild loss by 0.12% to Rs. 6,524 a quintal, compared to Rs.6,532 a week ago. The market made a low of 6,405 and high of 6,615 during the week. Prices remained rangebound with firm bias amid firmness in WTI crude oil prices which went up by 1.75% this week.

The average weekly prices of Jodhpur Guar gum too remained sideways and decreased by 0.92% to Rs. 11,725 a quintal, compared to Rs.11,833 a week ago. The market made a low of 11,500 and high of 11,900 during the week. Guar gum prices remained elevated above 11,500 levels on firmness in crude prices. Crude oil is currently hovering above \$90/ barrel and trading near seven year high on supply concerns and geo- political risks.

Week ended 11th of February, Overall Guar seed arrivals went down by 18% as compared to previous week and arrivals went down by 30% in Rajasthan, in Haryana up by 2.5% and in Gujarat up by 39% as compared to previous week.



As on 11th Feb'2022, as per data released by Baker Hughes, the number of oilrigs in USA went up by 19 to 516 compared to 497 previous week.

India's Guar gum exports Increased in the month of December 2021 by 44.70% to 25,274 tonnes compared to 17,466 tonnes during previous month at an average FoB of US \$ 2466 per tonne in the month of Dec'2021 as compared to US \$ 2169 per tonne previous month. Further, the gum shipments were up by 43.24% in Dec'2021 compared to the same period last year. Of the total exported quantity, around 7,671 tonnes bought by US, Russia bought 6,964 tonnes, Germany 3,092 tonnes, china 1,036 tonnes, Australia 835 tonnes and Canada 687 tonnes. YoY good export demand has underpinned the guar prices triggered by good rally in crude oil prices and weak USD/INR. In upcoming months too Guar gum exports likely to remain good.

Additionally, India's guar split exports too increased in the month of Dec'2021 by 24.73% to 3,268 tonnes compared to 2,620 tonnes previous month at an average FoB of US \$ 1,639 per tonne in the month of Dec'21 compared to US \$ 1,557 per tonne previous month. However, the guar split shipments gone up by 16.71 % in Dec'21 2021 compared to the same period last year. Of the total exported quantity, around 1,360 tonnes bought by China, US 960 tonnes, Mexico 528 tonnes and Switzerland 240 tonnes.

According to Agriwatch estimates, 2021 Guar seed production is estimated at 4.5 lakh tonnes lower than previous year at 5.83 lakh tonnes.

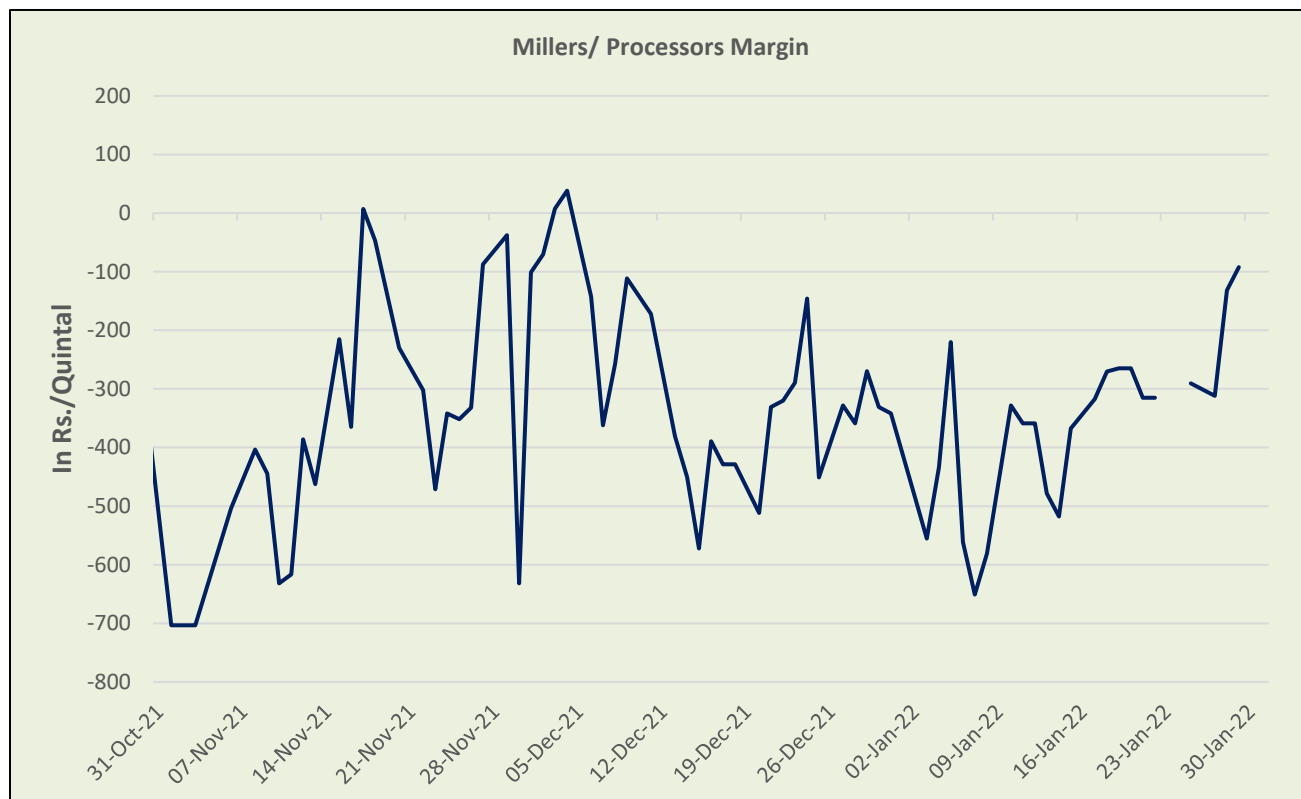
Previous Updates:

India's Guar gum exports decreased in the month of November 2021 by 25.01% to 17,466 tonnes compared to 23,292 tonnes during previous month at an average FoB of US \$ 2169 per tonne in the month of Nov'2021 as compared to US \$ 1849 per tonne previous month. However, the gum shipments were up by 30.21% in Nov'2021 compared to the same period last year. Of the total exported quantity, around 4,645 tonnes was imported by US, Russia 4,000 tonnes, Germany 1,322 tonnes, China 1,070 tonnes, Australia 1,041 tonnes and Canada 862 tonnes.

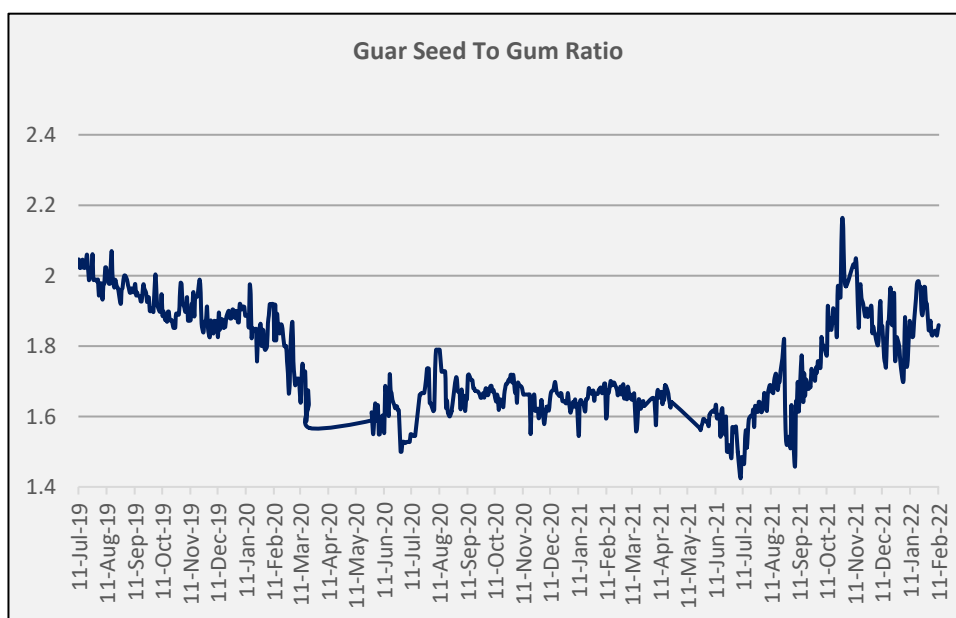
India's guar split exports increased in the month of Nov'2021 by 1.55% to 2,620 tonnes compared to 2,580 tonnes previous month at an average FoB of US \$ 1,557 per tonne in the month of Nov'21 compared to US \$ 1,325 per tonne previous month. However, the guar split shipments went down by 42.51 % in Nov'21 2021 compared to the same period last year. Of the total exported quantity, around 1,900 tonnes bought by China, US 660 tonnes and Switzerland 60 tonnes.

Millers/Processors Margin

As seen in the chart, the average crush margin of Guar seed has decreased in January'22 as compared to December'21, the average crush margin decreased to Rs. -363/quintal in Jan'22 compared to Rs. -283/quintal in Dec'21. Lower guar product prices like churi and korma have pushed down the processors' margin.

**Guar seed to Gum Ratio**

The average weekly Ratio of Guar seed to gum stood at 1.86 as compared to last week 1.84. Overall, good demand of gum from domestic markets has kept overall ratio on higher side, However ratio remained slightly lower than previous week.



Guar gum Weekly Export

Week On Week Exports	Quantity in MT	Average FoB (\$/T)
01-08 December-2021	6387	2219
9-15 December-2021	6145	2691
16-22 December-2021	5558	2800
23-31 December-2021	7183	2152
Total	25274	2466

Source:Trade

Technical Analysis (Guar seed)

Commodity: Guar seed
Contract: March

Exchange: NCDEX
Expiry: March 17, 2022

Guar seed (Mar, Daily Chart)



Technical Commentary:

- This week, Guar seed remained sideways and went barely down by 0.05% down, and closed at 6329, during the week Guar seed made low of 6090 and a high of 6365.
- Prices closed above 9 and 18 DMA, indicating firm tone in near-term, 100 DMA emerged as good support.
- MACD cross over indicating firm tone in near term.
- RSI is 53, indicating firm buying strength.

Weekly Supports & Resistances			S1	S2	PCP	R1	R2
Guar seed	NCDEX	Mar	6000	5800	6329	6600	6700
			Call	Entry	T1	T2	SL
Guar seed	NCDEX	Mar	BUY	Above 6200	6400	6500	6100



Technical Analysis (Guar gum)

Commodity: Guar gum
Contract: March

Exchange: NCDEX
Expiry: March 17, 2022

Guar gum (Mar, Daily Chart)



Technical Commentary:

- Guar gum remained sideways and went barely down by 0.17% and closed at 11899, during the week market made low of 11301 and a high of 12040.
- Prices closed above 9 and 18 DMA, indicating firm tone in near-term.
- MACD cross over indicating firm tone in near term.
- RSI at 55 indicating good buying strength.

Weekly Supports & Resistances			S1	S2	PCP	R1	R2
Guar gum	NCDEX	Mar	11450	11300	11899	12200	12500
Weekly Trade Call			Call	Entry	T1	T2	SL
Guar gum	NCDEX	Mar	BUY	Near 11700	11900	12000	11500

Guar by – Products Weekly Average Prices:

Commodity	Centre	05th Feb 22 to 11th Feb 2022	29th Jan 21 to 04th Feb2022	Change
Churi	Jodhpur	2608	2442	167
Korma	Jodhpur	3563	3716	-153
Churi	Sri-Ganganagar	2632	2650	-19
Korma	Sri-Ganganagar	3584	3600	-16

Prices in Rs/75 kg

Guar Export Weekly Average Prices:

Commodity	Variety	05th Feb 22 to 11th Feb 2022	29th Jan 21 to 04th Feb2022	Change
Guargum Split		1597	1600	-3
Guargum Powder	200 Mesh 5000 CPS	1797	1800	-3
	200 Mesh 3500 CPS	1730	1733	-3
Guargum Meal	40%	532	547	-14
	50%	666	640	26

Prices in \$/MT

Guar Seed Weekly Average Prices:

Commodity	District	Centre	Weekly Prices (Average) (Rs/Qtl)		Change
Guar Seed			05th Feb 22 to 11th Feb 2022	29th Jan 21 to 04th Feb2022	
Rajasthan	Jodhpur	Jodhpur (Loose)	6213	6221	-8
		Jodhpur(Delivery)	6524	6532	-8
	Sri-Ganganagar	Sri-Ganganagar(Loose)	5967	6000	-33
		Sri-Ganganagar (Delivery)	6117	6150	-33
		Rawla (Loose)	5878	5913	-35
		Gharsana (Loose)	5883	5933	-50
		Raisinghnagar (Loose)	6058	6102	-43
	Bikaner	Bikaner (Loose)	5981	6047	-66
		Bikaner (Delivery)	6280	6349	-69
		Nokha(Loose)	5996	6012	-16
		Nokha (Delivery)	6296	6312	-17
		Khajuwala (Loose)	5925	6000	-75
		Khajuwala (Delivery)	6221	6300	-79
		Lunkaransar (Loose)	5967	5970	-3

	Hanumangarh	Hanumangarh (Loose)	5825	5870	-45
		Hanumangarh (Delivery)	6116	6164	-47
		Nohar (Loose)	6094	6018	77
		Pilibanga (Loose)	5834	5917	-83
	Nagaur	Nagaur (Loose)	6005	5974	31
	Churu	Churu (Delivery)	5567	5583	-17
	Alwar	Alwar (Loose)	5342	5458	-117
Haryana	Hisar	Adampur (Loose)	5783	5920	-137
		Adampur (Delivery)	6073	6216	-144
	Bhiwani	Bhiwani (Delivery)	-	-	-
		Siwani (Loose)	6030	6088	-58
	Sirsa	Sirsa (Loose)	5848	5903	-55
		Dhabwali (Loose)	5818	5940	-123
		Dhabwali (Delivery)	6108	6237	-129
		Ellanabad (Loose)	5850	5891	-41
	Fatehabad	Fatehabad (Loose)	5478	5517	-38
Gujarat	Banaskantha	Deesa (Loose)	-	-	-
	Patan	Patan (Loose)	5743	5782	-39
	Rajkot	Rajkot (Loose)	6005	6083	-78
	Jamnagar	Dhrol (Loose)	-	-	-
Madhya Pradesh	Gwalior	Dabra (Loose)	-	-	-
Guar Gum					
Rajasthan	Jodhpur	Jodhpur	11725	11833	-108
	Alwar	Alwar	-	-	-
	Hanumangarh	Nohar	-	-	-
Haryana	Bhiwani	Bhiwani	-	-	-
	Sirsa	Sirsa	11733	11833	-100
		Dhabwali	-	-	-
		Ellanabad	-	-	-
	Fatehabad	Fatehabad	11733	11800	-67

Guar Cumulative Arrivals in Key Centers:					
Commodity	District	Centre	Weekly Arrivals (Quintals)		Change
Guar Seed			05th Feb 22 to 11th Feb 2022	29th Jan 21 to 04th Feb2022	
Rajasthan	Jodhpur	Jodhpur	520	245	275
	Sri-Ganganagar	Sri-Ganganagar	5600	4400	1200
		Rawla	200	680	-480

		Gharsana	500	650	-150
		Raisinghnagar	720	620	100
	Bikaner	Bikaner	2700	6700	-4000
		Nokha	2350	2250	100
		Khajuwala	1100	2050	-950
		Lunkaransar	1300	3700	-2400
	Hanumangarh	Hanumangarh	660	1120	-460
		Nohar	2340	3185	-845
		Pilibanga	495	1480	-985
	Nagaur	Nagaur	1550	2230	-680
	Churu	Churu	420	460	-40
	Alwar	Alwar	770	410	360
Haryana	Hisar	Adampur	3600	4300	-700
	Bhiwani	Bhiwani	200	-	200
		Siwani	1800	1550	250
	Sirsa	Sirsa	7400	6550	850
		Dhabwali	1405	1405	Unch
		Ellanabad	1245	1310	-65
	Fatehabad	Fatehabad	460	640	-180
Gujarat	Banaskantha	Deesa	-	-	Unch
	Patan	Patan	310	199	111
	Rajkot	Rajkot	428	332	96
	Jamnagar	Dhrol	-	-	Unch
Madhya Pradesh	Gwalior	Dabra	-	-	Unch
Total Arrivals/Above Markets			38073	46466	-8393

Week on Week Price: Scenario of Guarseed and Guargum:						
Commodity	District	Centre	Today	Week Ago	Month Ago	Year Ago
Guar Seed			11-Feb-22	7-Feb-22	13-Jan-22	12-Feb-21
Rajasthan	Jodhpur	Jodhpur (Loose)	6250	6250	6150	3750
		Jodhpur(Delivery)	6563	6563	6458	3938
	Sri-Ganganagar	Sri-Ganganagar(Loose)	5950	6000	5900	Closed
		Sri-Ganganagar (Delivery)	6100	6150	6050	Closed
		Rawla (Loose)	5820	5935	6200	-
		Gharsana (Loose)	6000	5800	6180	Closed

		Raisinghnagar (Loose)	6100	6100	6300	Closed
	Bikaner	Bikaner (Loose)	6000	6000	6200	3730
		Bikaner (Delivery)	6300	6300	6510	3917
		Nokha(Loose)	6100	5950	6100	3850
		Nokha (Delivery)	6405	6248	6405	4043
		Khajuwala (Loose)	6000	6000	6400	3750
		Khajuwala (Delivery)	6300	6300	6720	3938
		Lunkaransar (Loose)	6000	NR	6100	3750
	Hanumangarh	Hanumangarh (Loose)	5850	5800	5850	3700
		Hanumangarh (Delivery)	6143	6090	6143	3885
		Nohar (Loose)	6050	6180	6025	-
		Pilibanga (Loose)	5790	5935	6050	-
	Nagaur	Nagaur (Loose)	5860	6100	5950	3665
	Churu	Churu (Delivery)	5600	5500	6000	-
	Alwar	Alwar (Loose)	5600	5200	5550	-
Haryana	Hisar	Adampur (Loose)	5800	5850	6000	3750
		Adampur (Delivery)	6090	6143	6300	3938
	Bhiwani	Bhiwani (Delivery)	5900	-	-	3900
		Siwani (Loose)	6000	6080	6200	3860
	Sirsa	Sirsa (Loose)	5840	5870	5950	3680
		Dhabwali (Loose)	5800	5765	6030	3650
		Dhabwali (Delivery)	6090	6053	6332	3833
		Ellanabad (Loose)	5900	6000	6000	-
	Fatehabad	Fatehabad (Loose)	5600	5500	5600	3500
Gujarat	Banaskantha	Deesa (Loose)	NA	-	-	-
	Patan	Patan (Loose)	5735	5750	5835	3725
	Rajkot	Rajkot (Loose)	6050	6100	5860	3625
	Jamnagar	Dhrol (Loose)	NA	-	-	-
Madhya Pradesh	Gwalior	Dabra (Loose)	NA	-	-	-
Guar Gum						
Rajasthan	Jodhpur	Jodhpur	11900	11800	11500	6275
	Alwar	Alwar	NR	-	-	-
	Hanumangarh	Nohar	NR	-	-	-
Haryana	Bhiwani	Bhiwani	11700	-	-	6200
	Sirsa	Sirsa	11900	11800	11900	6200
		Dhabwali	NR	-	-	6250



		Ellanabad	NR	-	-	-
	Fatehabad	Fatehabad	11900	11800	11800	6200

Disclaimer

The information and opinions contained in the document have been compiled from sources believed to be reliable. The company does not warrant its accuracy, completeness and correctness. Use of data and information contained in this report is at your own risk. This document is not, and should not be construed as, an offer to sell or solicitation to buy any commodities. This document may not be reproduced, distributed or published, in whole or in part, by any recipient hereof for any purpose without prior permission from the Company. IASL and its affiliates and/or their officers, directors and employees may have positions in any commodities mentioned in this document (or in any related investment) and may from time to time add to or dispose of any such commodities (or investment). Please see the detailed disclaimer at <http://www.agriwatch.com/disclaimer.php> © 2022 Indian Agribusiness Systems Limited