



Guar Weekly Research Report

Table of Contents

- ❖ **Executive Summary**
- ❖ **Outlook**
- ❖ **Domestic Market Fundamentals**
- ❖ **Processing Margins**
- ❖ **Guar Seed to Gum Ratio**
- ❖ **Guar Gum Weekly Exports**
- ❖ **Technical Analysis (Guar Seed)**
- ❖ **Technical Analysis (Guar Gum)**
- ❖ **Guar Seed & Gum Prices at Key Spot Markets**
- ❖ **Guar Seed Arrivals at Key Centers**



Executive Summary

Domestic Guar Seed Market Summary

This week Guar seed prices at Jodhpur rebounded and witnessed gains on firm demand at lower level. Guar gum prices too rebounded. Russia Ukraine conflict pushed guar prices lower as Russia is second largest guar importer after USA, economic sanctions by USA, EU and UK on Russia and supply chain disruptions may affect guar export in near term. However, upon record high crude oil prices, oil rig count likely to go up in china and USA and other countries and export demand may increase and guar prices may rise.

Outlook – Guar seed (Spot, Jodhpur basis):

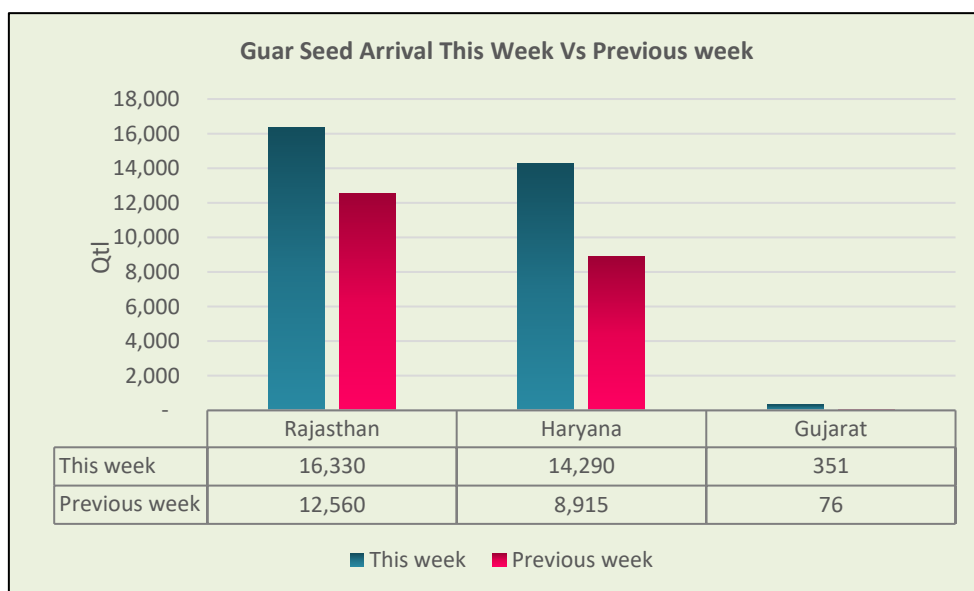
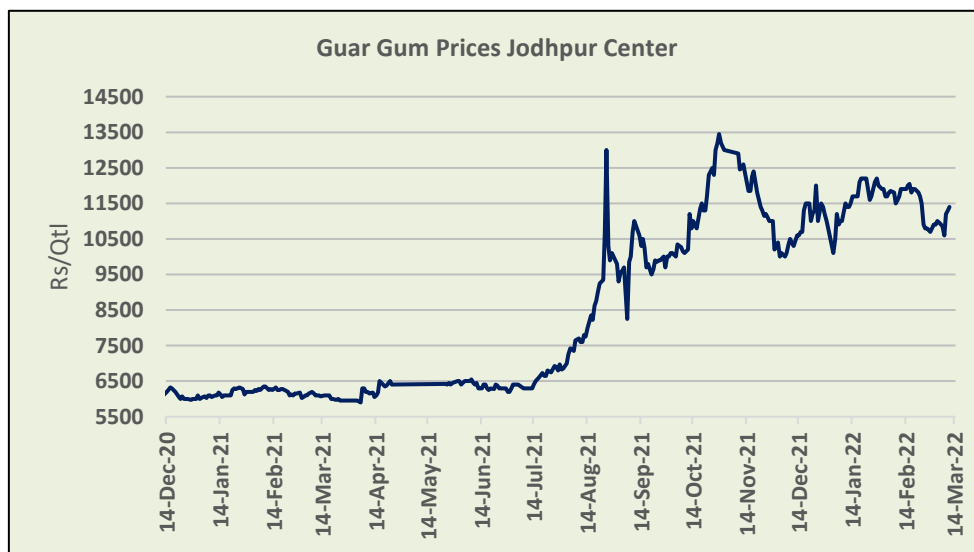
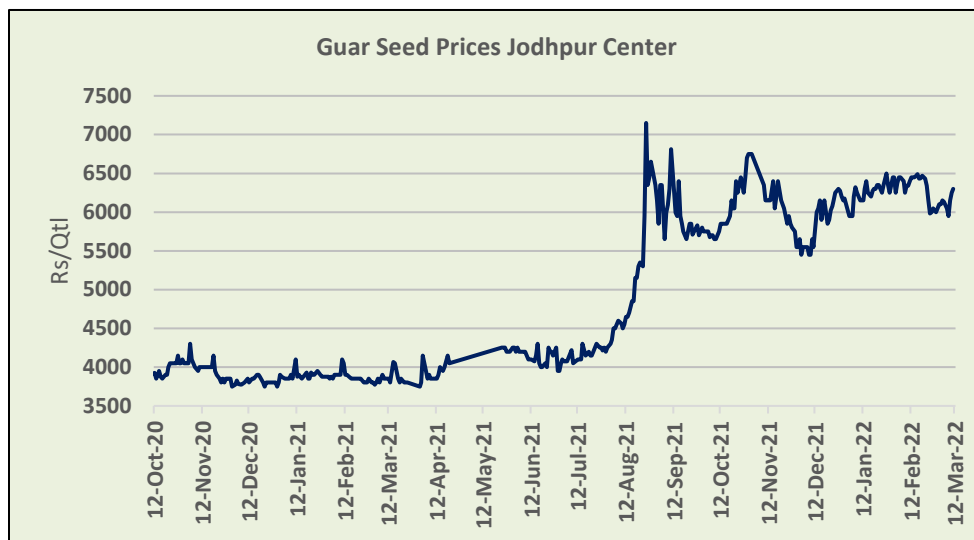
Guar seed delivery prices are expected to trade range bound with weak bias amid Russia Ukraine conflict and export demand concern. The Jodhpur Guar seed delivery prices are likely to trade in the range between 6,000 –6,500/Qtl. in the short-run.

Domestic Market Fundamentals

The average weekly price of Jodhpur Guar seed delivery rebounded from lower level by 1.26% to Rs. 6,305 a quintal, compared to Rs.6,227 a week ago. The market made a low of 6,090 and high of 6,458 during the week. Prices went up on good demand at lower level.

The average weekly prices of Jodhpur Guar gum too went increased by 2.55% to Rs. 11,737 a quintal, compared to Rs.11,860 a week ago. The market made a low of 10,600 and high of 11,400 during the week. Crude oil remained volatile this week and hovered at record high at \$105/ barell amid Russia Ukraine conflict.

Week ended 11th of March, Overall Guar seed arrivals recovered as compared to previous week and arrivals went up by 30 % in Rajasthan, in Haryana up by 60% and in Gujarat too arrivals increased as compared to previous week.



As on 11th Mar'2022, as per data released by Baker Hughes, the number of oilrigs in USA went up by 8 to 527 as compared to previous week at 519.

India's guar gum exports decreased in the month of January 2022 by 15.43% to 21,373 tonne compared to 25,274 tonne during previous month at an average FoB of US \$2,171 per tonne as compared to US \$2,466 per tonne previous month. However, the gum

shipments were up by 35.18% in Jan'2022 compared to the same period last year. Of the total exported quantity, around 6,473 tonne bought by US, Russia bought 3,519 tonne, Germany bought 2,640 tonne, China bought 1,282 tonne, and Canada bought 696 tonne.

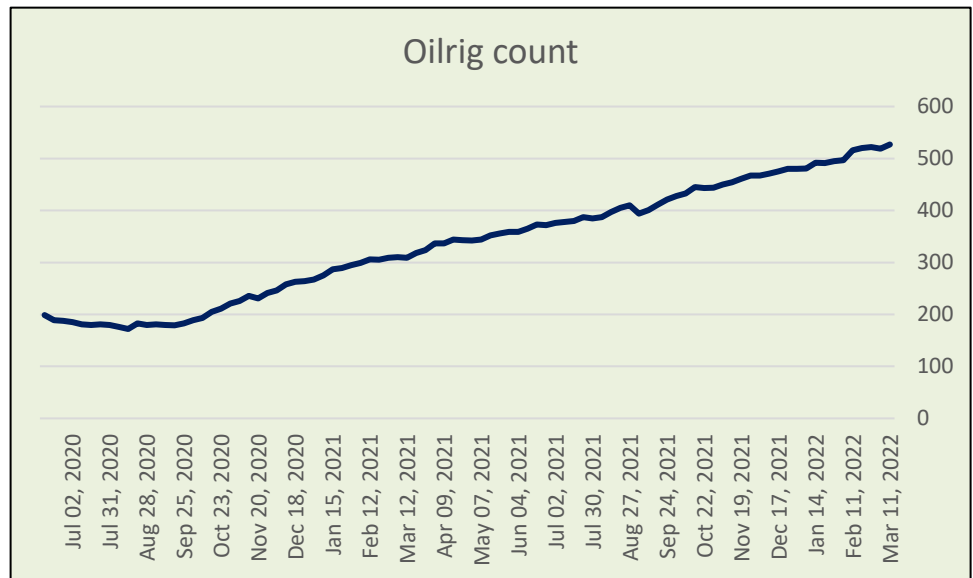
Additionally, India's guar split exports increased in the month of Jan'2022 by 23.78% to 4,045 tonne compared to 3,268 tonne previous month at an average FoB of US \$ 1,780 per tonne compared to US \$ 1,639 per tonne previous month. However, the guar split shipments gone down by 26.61 % in Jan'22 compared to the same period last year. Of the total exported quantity, around 3,460 tonne bought by China, US bought 500 tonne, and Mexico bought 78 tonne.

According to Agriwatch estimates, 2021 Guar seed production is estimated at 4.5 lakh tonnes lower than previous year at 5.83 lakh tonnes.

Previous months exports:

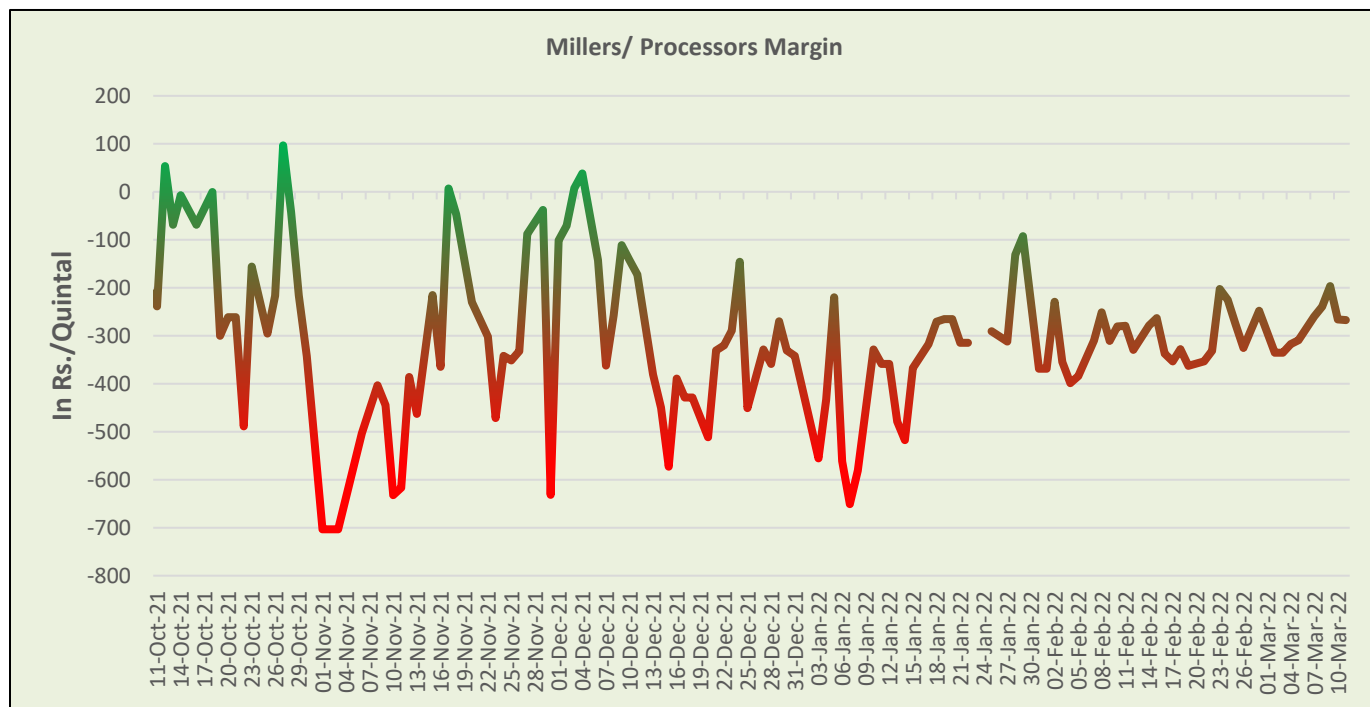
India's Guar gum exports Increased in the month of December 2021 by 44.70% to 25,274 tonnes compared to 17,466 tonnes during previous month at an average FoB of US \$ 2466 per tonne in the month of Dec'2021 as compared to US \$ 2169 per tonne previous month. Further, the gum shipments were up by 43.24% in Dec'2021 compared to the same period last year. Of the total exported quantity, around 7,671 tonnes bought by US, Russia bought 6,964 tonnes, Germany 3,092 tonnes, china 1,036 tonnes, Australia 835 tonnes and Canada 687 tonnes. YoY good export demand has underpinned the guar prices triggered by good rally in crude oil prices and weak USD/INR. In upcoming months too Guar gum exports likely to remain good.

Additionally, India's guar split exports too increased in the month of Dec'2021 by 24.73% to 3,268 tonnes compared to 2,620 tonnes previous month at an average FoB of US \$ 1,639 per tonne in the month of Dec'21 compared to US \$ 1,557 per tonne previous month. However, the guar split shipments gone up by 16.71 % in Dec'21 2021 compared to the same period last year. Of the total exported quantity, around 1,360 tonnes bought by China, US 960 tonnes, Mexico 528 tonnes and Switzerland 240 tonnes.



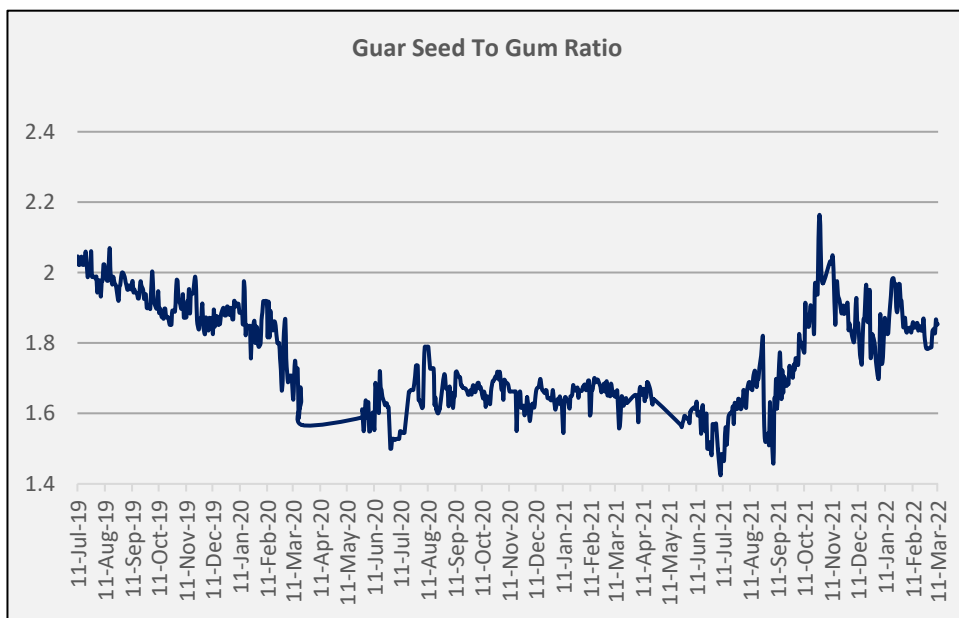
Millers/Processors Margin

This week, the average crush margin of Guar seed has increased to -256/qrtl as compared to previous week at -312/qrtl. In Feb'22 too average crush margin remained low at -307/ qrtl. Lower guar product prices like churi and korma have pushed down the processors' margin.



Guar seed to Gum Ratio

The average weekly Ratio of Guar seed to gum stood at 1.85 as compared to last week 1.79. Overall, firm demand of gum from markets has pushed ratio on higher side. Russia Ukraine conflict may limit export demand from Russia in near term due to supply chain disruption and economic sanction on Russia by USA and European countries.



Guar gum Weekly Export

Week On Week Exports	Quantity in MT	Average FoB (\$/T)
01-08 January-2022	5169	2166
9-15 January-2022	4819	2214
16-22 January-2022	5849	2092
23-31 January-2022	5536	2212
Total	21373	2171

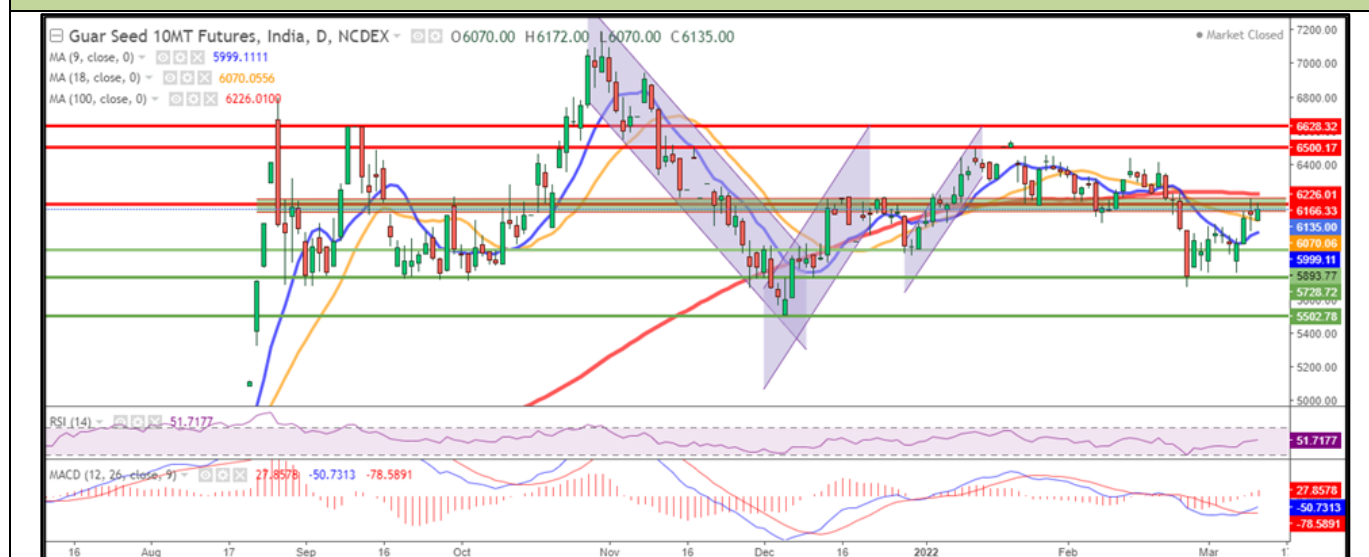
Source:Trade

Technical Analysis (Guar seed)

Commodity: Guar seed
Contract: March

Exchange: NCDEX
Expiry: March 17, 2022

Guar seed (Mar, Daily Chart)



Technical Commentary:

- This week, Guar seed rebounded from support level and went up by 2.77% and closed at 6201, during the week Guar seed made low of 5808 and a high of 6258.
- Prices closed above 9, 18 DMA indicating firm momentum.
- Trading below 100 DMA which may act as resistance.
- MACD cross over indicating firm tone in near term.
- RSI at near 50, indicating firm buying strength.

Weekly Supports & Resistances			S1	S2	PCP	R1	R2
Guar seed	NCDEX	Mar	5800	5750	6201	6300	6500
			Call	Entry	T1	T2	SL
Guar seed	NCDEX	Mar	Sell	Near 6200	6100	6000	6250

Technical Analysis (Guar gum)

Commodity: Guar gum
Contract: March

Exchange: NCDEX
Expiry: March 17, 2022

Guar gum (Mar, Daily Chart)



Technical Commentary:

- Guar gum went up by 2.88% and closed at 11164, during the week market made low of 10271 and a high of 11440.
- Prices closed above 9 and 18 DMA, indicating firm tone in near-term.
- Trading below 100 DMA which can be characterized as resistance zone.
- MACD cross over indicating firm tone in near term.
- RSI at near 50 indicating firm buying strength.

Weekly Supports & Resistances			S1	S2	PCP	R1	R2
Guar gum	NCDEX	Mar	10800	10500	11164	11500	11800
Weekly Trade Call			Call	Entry	T1	T2	SL
Guar gum	NCDEX	Mar	Sell	11400	11000	10900	11450

Guar by – Products Weekly Average Prices:

Commodity	Centre	05th March 22 to 11th Mar 2022	26th Feb 22 to 4th Mar 2022	Change
Churi	Jodhpur	2650	2606	44
Korma	Jodhpur	3497	3468	30
Churi	Sri-Ganganagar	2588	2638	-50
Korma	Sri-Ganganagar	3558	3595	-37

Prices in Rs/75 kg

Guar Export Weekly Average Prices:

Commodity	Variety	05th March 22 to 11th Mar 2022	26th Feb 22 to 4th Mar 2022	Change
Guargum Split		1472	1483	-11
Guargum Powder	200 Mesh 5000 CPS	1720	1734	-14
	200 Mesh 3500 CPS	1655	1668	-13
Guargum Meal	40%	508	529	-22
	50%	607	622	-15

Prices in \$/MT

Guar Seed Weekly Average Prices:

Commodity	District	Centre	Weekly Prices (Average) (Rs/Qtl)		Change
			05th March 22 to 11th Mar 2022	26th Feb 22 to 4th Mar 2022	
Guar Seed					
Rajasthan	Jodhpur	Jodhpur (Loose)	6005	5930	75
		Jodhpur(Delivery)	6305	6227	79
	Sri-Ganganagar	Sri-Ganganagar(Loose)	5710	5825	-115
		Sri-Ganganagar (Delivery)	5860	5975	-115
		Rawla (Loose)	5587	5559	28
		Gharsana (Loose)	5758	5644	115
		Raisinghnagar (Loose)	5853	5563	290
	Bikaner	Bikaner (Loose)	5800	5730	70
		Bikaner (Delivery)	6090	6017	74
		Nokha(Loose)	5792	5710	82
		Nokha (Delivery)	6081	5996	86
		Khajuwala (Loose)	-	5683	-
		Khajuwala (Delivery)	-	5968	-

		Lunkaransar (Loose)	5775	5733	42
	Hanumangarh	Hanumangarh (Loose)	5600	5570	30
		Hanumangarh (Delivery)	5880	5849	32
		Nohar (Loose)	6012	5761	251
		Pilibanga (Loose)	5457	5330	127
	Nagaur	Nagaur (Loose)	5777	5730	47
	Churu	Churu (Delivery)	5608	5550	58
	Alwar	Alwar (Loose)	5451	5291	160
Haryana	Hisar	Adampur (Loose)	5675	5660	15
		Adampur (Delivery)	5959	5943	16
	Bhiwani	Bhiwani (Delivery)	-	5613	-
		Siwani (Loose)	5796	5740	56
	Sirsa	Sirsa (Loose)	5561	5465	96
		Dhabwali (Loose)	5591	5548	43
		Dhabwali (Delivery)	5870	5825	45
		Ellanabad (Loose)	5530	5371	159
	Fatehabad	Fatehabad (Loose)	5304	5340	-36
Gujarat	Banaskantha	Deesa (Loose)	-	-	-
	Patan	Patan (Loose)	-	5500	-
	Rajkot	Rajkot (Loose)	-	5665	-
	Jamnagar	Dhrol (Loose)	-	-	-
Madhya Pradesh	Gwalior	Dabra (Loose)	-	-	-
Guar Gum					
Rajasthan	Jodhpur	Jodhpur	11137	10860	277
	Alwar	Alwar	-	-	-
	Hanumangarh	Nohar	-	-	-
Haryana	Bhiwani	Bhiwani	-	-	-
	Sirsa	Sirsa	11150	10820	330
		Dhabwali	-	-	-
		Ellanabad	-	-	-
	Fatehabad	Fatehabad	10950	10840	110

Guar Cumulative Arrivals in Key Centers:					
Commodity	District	Centre	Weekly Arrivals (Quintals)		Change
Guar Seed			05th March 22 to 11th Mar 2022	26th Feb 22 to 4th Mar 2022	
Rajasthan	Jodhpur	Jodhpur	795	430	365
	Sri-Ganganagar	Sri-Ganganagar	3600	2800	800

		Rawla	230	270	-40
		Gharsana	310	230	80
		Raisinghnagar	580	615	-35
	Bikaner	Bikaner	1375	1600	-225
		Nokha	1600	1150	450
		Khajuwala	200	310	-110
		Lunkaransar	2700	1050	1650
	Hanumangarh	Hanumangarh	700	570	130
		Nohar	1500	685	815
		Pilibanga	480	340	140
	Nagaur	Nagaur	575	630	-55
	Churu	Churu	1370	1450	-80
	Alwar	Alwar	315	430	-115
Haryana	Hisar	Adampur	2400	1900	500
	Bhiwani	Bhiwani	200	420	-220
		Siwani	1650	1750	-100
	Sirsa	Sirsa	7500	3000	4500
		Dhabwali	1190	840	350
		Ellanabad	950	405	545
	Fatehabad	Fatehabad	400	600	-200
Gujarat	Banaskantha	Deesa	200	-	-
	Patan	Patan	51	36	15
	Rajkot	Rajkot	100	40	60
	Jamnagar	Dhrol	-	-	-
Madhya Pradesh	Gwalior	Dabra	295	-	-
Total Arrivals/Above Markets			31266	21551	9715

Disclaimer

The information and opinions contained in the document have been compiled from sources believed to be reliable. The company does not warrant its accuracy, completeness and correctness. Use of data and information contained in this report is at your own risk. This document is not, and should not be construed as, an offer to sell or solicitation to buy any commodities. This document may not be reproduced, distributed or published, in whole or in part, by any recipient hereof for any purpose without prior permission from the Company. IASL and its affiliates and/or their officers, directors and employees may have positions in any commodities mentioned in this document (or in any related investment) and may from time to time add to or dispose of any such commodities (or investment). Please see the detailed disclaimer at <http://www.agriwatch.com/disclaimer.php> © 2022 Indian Agribusiness Systems Limited