



Guar Weekly Research Report

Table of Contents

- ❖ **Executive Summary**
- ❖ **Outlook**
- ❖ **Domestic Market Fundamentals**
- ❖ **Processing Margins**
- ❖ **Guar Gum Weekly Exports**
- ❖ **Technical Analysis (Guar Seed)**
- ❖ **Technical Analysis (Guar Gum)**
- ❖ **Guar Seed & Gum Prices at Key Spot Markets**
- ❖ **Guar Seed Arrivals at Key Centers**

Executive Summary

Domestic Guar Seed Market Summary

During the week ending 25th March, Guar seed weekly average prices at Jodhpur eased by 1.21% to Rs 6,407/Qtl on exacerbated Russia-Ukraine war. In tandem with Guar seed, Guar gum prices also eased by 0.96% to Rs. 11,340/Qtl during the week under review. Guar prices may find some support from Russia-Ukraine negotiation talks. However, uncertainty prevails which may keep prices of Guar complex volatile.

Oil rig count increased this week by 7 to 531, Crude oil prices remained volatile and went up to \$112/ barells driven by supply concern.

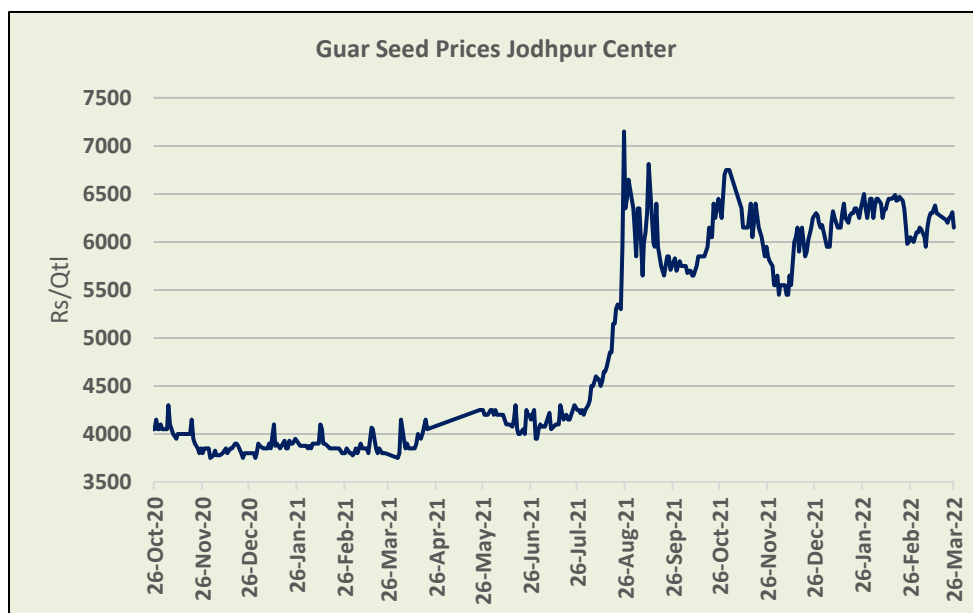
India's Guar export in Oct'21-Feb'22 is up by 28% to 1,25,921 MT as compared to 98,379 MT previous year same period. In Feb'22 Russia bought 3,579 MT, 17.44% of the total guar gum exports during the month as compared to 3,519 MT (16.47% of the total gum export of the month) previous months.

Outlook – Guar seed (Spot, Jodhpur basis):

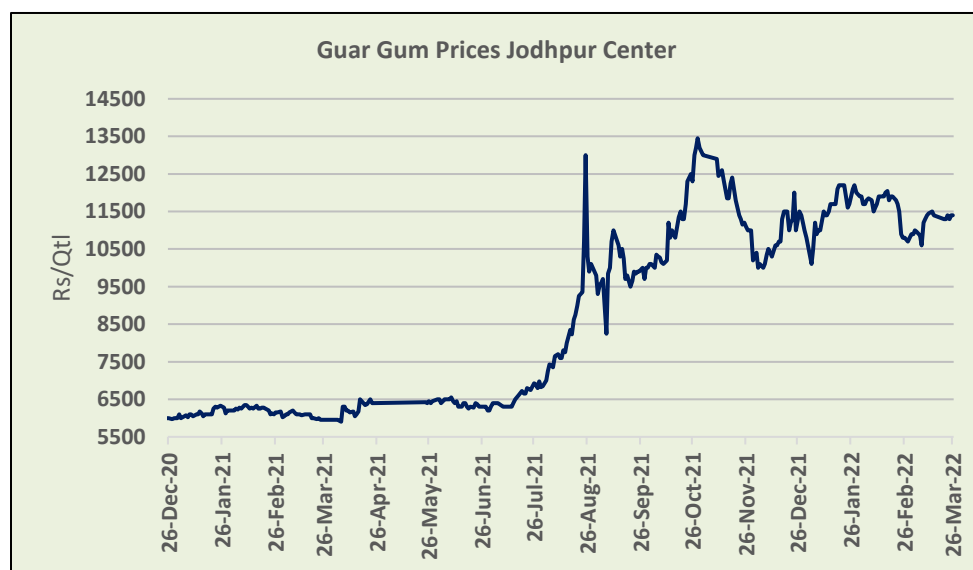
Guar seed - prices are expected to remain range bound and sideways amid Russia-Ukraine conflict and export demand concern. The Jodhpur Guar seed delivery prices are likely to trade in the range between 6,200 –6,500/Qtl. in the short-run. And Guar gum is expected to trade in the range of 11,000-11,700/qtl in near term.

Domestic Market Fundamentals

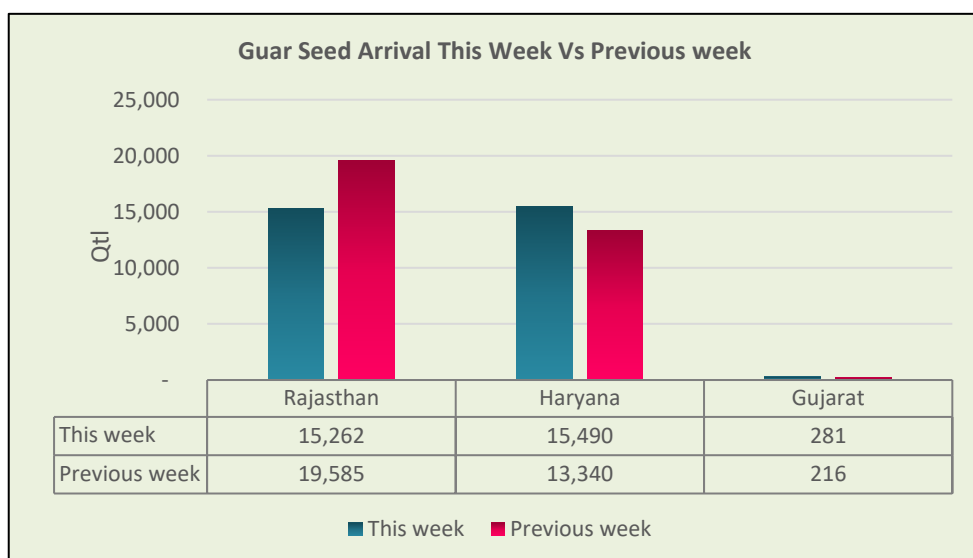
The average weekly price of Jodhpur Guar seed delivery declined from the recent gains and went down by 1.21% to Rs. 6,407 a quintal, compared to Rs.6,486 a quintal a week ago. The market made a low of 6,353 and high of 6,468 during the week. Prices went down amid uncertainty over Russia-Ukraine conflict and guar export concern to Russia, which may keep guar complex volatile.



The average weekly prices of Jodhpur Guar gum also decreased by 0.96% to Rs. 11,340 a quintal, compared to Rs.11,450 a quintal week ago. The market made a low of Rs.10,300 and high of Rs.11,400 a quintal during the week. Crude oil remained volatile this week and went above \$112/ barrel amid Russia-Ukraine conflict, driven by supply concern.

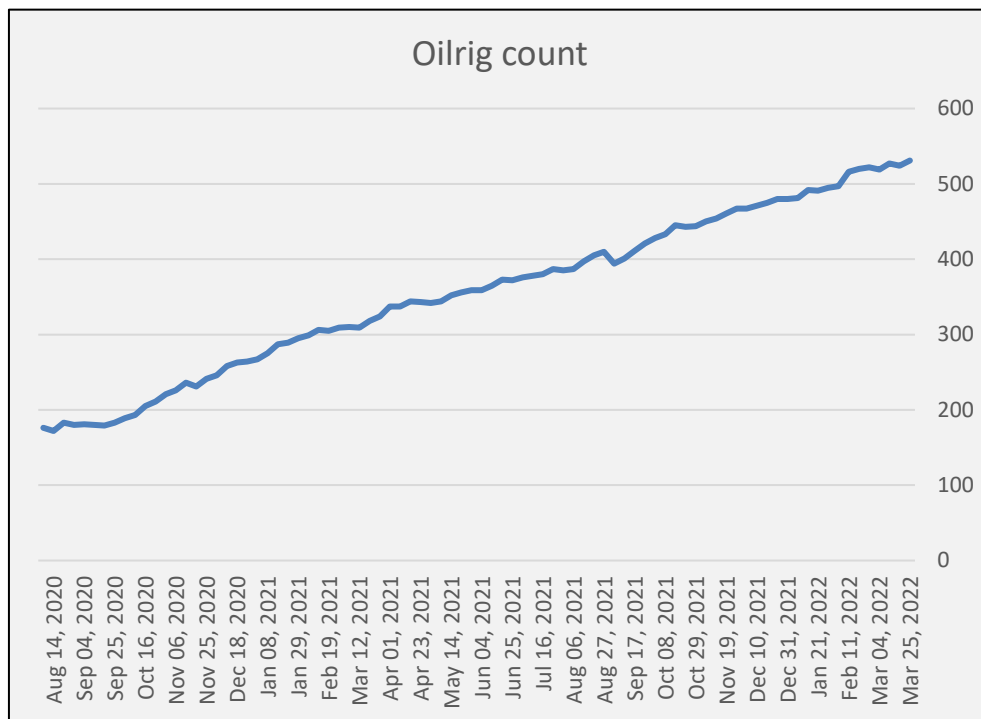


Overall Guar seed arrivals during the week ending March 25th, remained lower by 6.3% as compared to previous week. Arrivals went down by 22 % in Rajasthan, while in Haryana and Gujarat arrivals recorded up by 16% and 30% as compared to previous week respectively.



As on 25th Mar'2022, as per data released by Baker Hughes, the number of oilrigs in USA went up by 7 to 531 as compared to previous week at 524. Increase in oilrig count was driven by bullish crude oil prices.

Overall, India's guar export in Oct'21-Feb'22 is up by 28% to 1,25,921 MT as compared to 98,379 MT previous same period last year. Increase in oilrig count and weak Indian currency supported export demand.



India's guar gum exports decreased in the month of February 2022 by 4% to 20,518 MT compared to 21,373 MT during previous month at an average FoB of US \$2,326 per MT as compared to US \$2,171 per MT previous month. However, the gum shipments were up by 14.53% in Feb'2022 compared to the same period last year. Out of the total exported quantity, around 6,406 MT (31.22%) bought by US, Russia bought 3,579 MT (17.44%), Germany 2,356 MT (11.48%), China 1,230 MT (5.99%), and Canada 897 MT (4.37%) respectively.

February'22 Guar Gum Exports (Top 10 Countries) In MT			
1	UNITED STATES	6406	31.22%
2	RUSSIA	3579	17.44%
3	GERMANY	2356	11.48%
4	CHINA	1230	5.99%
5	CANADA	897	4.37%
6	INDONESIA	570	2.78%
7	FRANCE	430	2.10%
8	UNITED ARAB EMIRATES	347	1.69%
9	AUSTRALIA	313	1.53%
10	NETHERLANDS	288	1.40%

Additionally, India's Guar split exports increased in the month of Feb'2022 by 35.60% to 5,485 MT as compared to 4,045 MT previous month at an average FoB of US \$ 1,815 per MT compared to US \$ 1,780 per MT last month. However, the guar split shipments went up by 85.03 % to 5,485 MT in Feb'22 compared to the same period last year at 2,964 MT. Out of the total exports, around 3,460 MT (72.20%) bought by China, US 760 MT (13.86%), Mexico 405 MT (7.38%) and Switzerland bought 360 MT(6.56%) respectively.

Feb'22 Guar split Exports (In MT)			
CHINA	3960	72.20%	
UNITED STATES	760	13.86%	
MEXICO	405	7.38%	
SWITZERLAND	360	6.56%	

Meanwhile, according to Agriwatch estimates, 2021 Guar seed production is estimated at 4.5 lakh MT lower than previous year's 5.83 lakh MT.

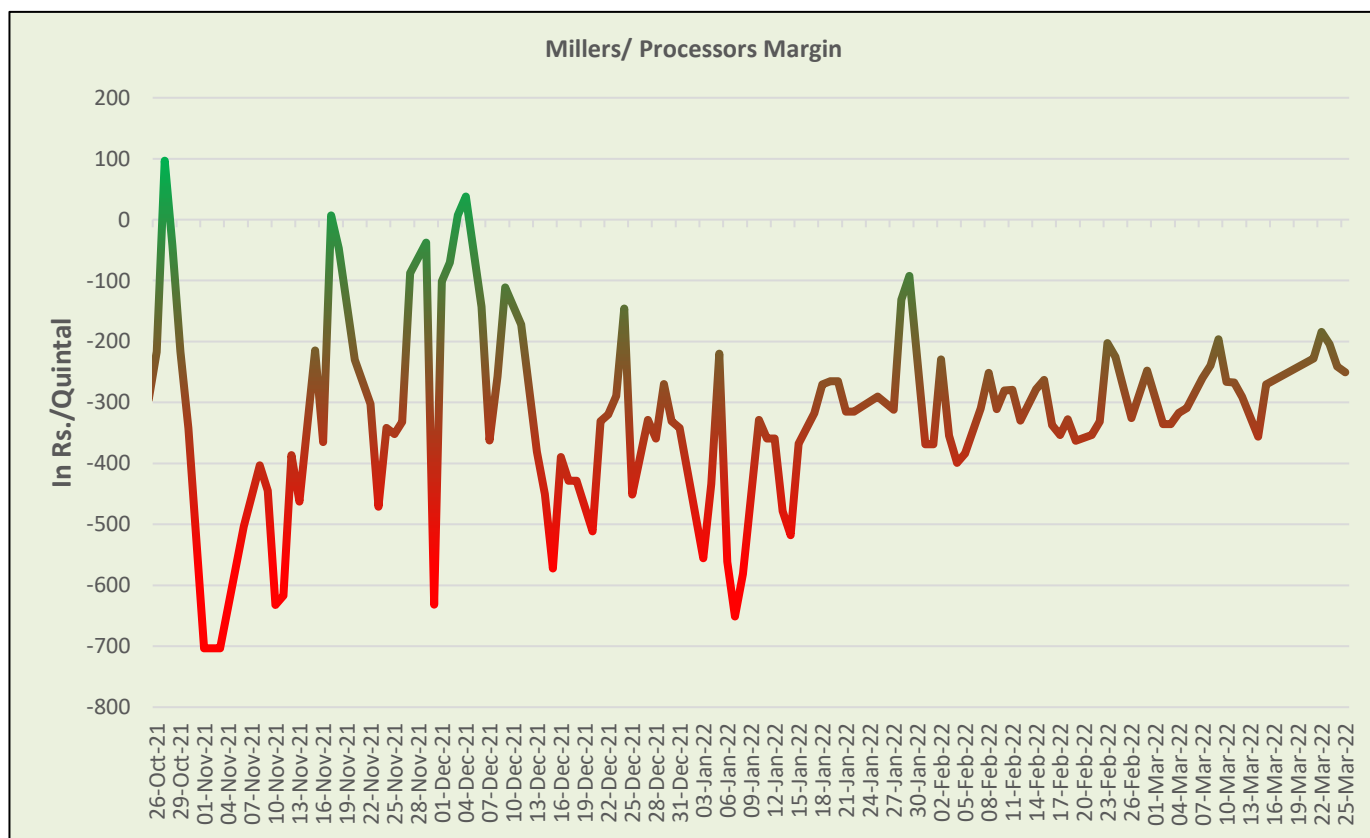
Previous months exports:

India's guar gum exports decreased in the month of January 2022 by 15.43% to 21,373 MT compared to 25,274 MT during previous month at an average FoB of US \$2,171 per MT as compared to US \$2,466 per MT previous month. However, the gum shipments were up by 35.18% in Jan'2022 compared to the same period last year. Of the total exported quantity, around 6,473 MT bought by US, Russia bought 3,519 MT, Germany bought 2,640 MT, China bought 1,282 MT, and Canada bought 696 MT.

Additionally, India's guar split exports increased in the month of Jan'2022 by 23.78% to 4,045 MT compared to 3,268 MT previous month at an average FoB of US \$ 1,780 per MT compared to US \$ 1,639 per MT previous month. However, the guar split shipments gone down by 26.61 % in Jan'22 compared to the same period last year. Of the total exported quantity, around 3,460 MT bought by China, US bought 500 MT, and Mexico bought 78 MT.

Millers/Processors Margin

This week, the average crush margin of Guar seed has increased to -221/qrtl as compared to previous week's -305/qrtl. Lower guar product prices (churi and korma) have pushed down the processors' margin.



Guar gum Weekly Export

Week On Week Exports	Quantity in MT	Average FoB (\$/T)
01-08 February-2022	5910	2622
9-15 February-2022	5196	2191
16-22 February-2022	5459	2307
23-28 February-2022	3952	2117
Total	20518	2326

Source:Trade

Technical Analysis (Guar seed)

Commodity: Guar seed
Contract: April

Exchange: NCDEX
Expiry: April 20, 2022

Guar seed (April, Daily Chart)



Technical Commentary:

- As seen in the above chart, prices are moving in the channel, where prices are making higher lows and high, lower channel line acting as support and upper as resistance, prices are expected to remain within the channel.
- Prices closed above 100 DMA, 9-18 DMA, characterized as support, indicating firm momentum.
- Week ending 25th March, Guar seed remained sideways and went marginally up by 0.19% and closed at 6172 during the week Guar seed made low of 6082 and a high of 6209.
- MACD cross over indicating firm sentiment in near term.
- RSI at near 53, indicating firm buying strength.

Weekly Supports & Resistances			S1	S2	PCP	R1	R2
Guar seed	NCDEX	April	6000	5800	6172	6400	6500
			Call	Entry	T1	T2	SL
Guar seed	NCDEX	April	BUY	Near 6150	6200	6300	6100

Technical Analysis (Guar gum)

Commodity: Guar gum
Contract: April

Exchange: NCDEX
Expiry: April 20, 2022

Guar gum (April, Daily Chart)



Technical Commentary:

- As seen in the above chart, prices are moving in the channel, where prices are making higher lows and high, lower channel line acting as support and upper as resistance, prices are expected to remain within the channel.
- Guar gum went up by 1.93% and closed at 11457, during the week market made low of 11113 and a high of 11533.
- Prices closed above 100 DMA, 9-18 DMA, characterized as support, indicating firm momentum.
- MACD cross over indicating firm sentiment in near term.
- RSI at near 55 indicating firm buying strength.

Weekly Supports & Resistances			S1	S2	PCP	R1	R2
Guar gum	NCDEX	April	11300	11100	11457	11700	11800
Weekly Trade Call			Call	Entry	T1	T2	SL
Guar gum	NCDEX	April	BUY	Near 11450	11550	11600	11400

Guar by – Products Weekly Average Prices:

Commodity	Centre	19th March 22 to 25th Mar 2022	12th March 22 to 17th Mar 2022	Change
Churi	Jodhpur	2700	2688	13
Korma	Jodhpur	3675	3597	79
Churi	Sri-Ganganagar	2575	2607	-31
Korma	Sri-Ganganagar	3538	3600	-62

Prices in Rs/75 kg

Guar Export Weekly Average Prices:

Commodity	Variety	19th March 22 to 25th Mar 2022	12th March 22 to 17th Mar 2022	Change
Guargum Split		1496	-	-
Guargum Powder	200 Mesh 5000 CPS	1728	-	-
	200 Mesh 3500 CPS	1662	-	-
Guargum Meal	40%	525	-	-
	50%	660	-	-

Prices in \$/MT

Guar Seed Weekly Average Prices:

Commodity	District	Centre	Weekly Prices (Average) (Rs/Qtl)		Change
Guar Seed			19th March 22 to 25th Mar 2022	12th March 22 to 17th Mar 2022	
Rajasthan	Jodhpur	Jodhpur (Loose)	6102	6177	-75
		Jodhpur(Delivery)	6407	6486	-78
	Sri-Ganganagar	Sri-Ganganagar(Loose)	5750	5810	-60
		Sri-Ganganagar (Delivery)	5900	5960	-60
		Rawla (Loose)	5723	5813	-90
		Gharsana (Loose)	5750	5875	-125
		Raisinghnagar (Loose)	5841	5920	-79
	Bikaner	Bikaner (Loose)	5850	5938	-88
		Bikaner (Delivery)	6143	6234	-92
		Nokha(Loose)	5890	5950	-60
		Nokha (Delivery)	6185	6248	-63
		Khajuwala (Loose)	5790	-	-
		Khajuwala (Delivery)	6080	-	-

		Lunkaransar (Loose)	5850	5913	-63
	Hanumangarh	Hanumangarh (Loose)	5510	5631	-121
		Hanumangarh (Delivery)	5786	5913	-127
		Nohar (Loose)	6139	6196	-57
		Pilibanga (Loose)	5659	5722	-63
	Nagaur	Nagaur (Loose)	5950	5992	-42
	Churu	Churu (Delivery)	5520	5900	-380
	Alwar	Alwar (Loose)	5280	5640	-360
Haryana	Hisar	Adampur (Loose)	5743	5700	43
		Adampur (Delivery)	6031	5985	46
	Bhiwani	Bhiwani (Delivery)	-	-	-
		Siwani (Loose)	5954	5971	-17
	Sirsa	Sirsa (Loose)	5618	5634	-16
		Dhabwali (Loose)	5727	5702	25
		Dhabwali (Delivery)	6013	5987	26
		Ellanabad (Loose)	5558	5666	-108
	Fatehabad	Fatehabad (Loose)	5369	5430	-61
Gujarat	Banaskantha	Deesa (Loose)	-	-	-
	Patan	Patan (Loose)	5598	-	-
	Rajkot	Rajkot (Loose)	6083	-	-
	Jamnagar	Dhrol (Loose)	-	-	-
Madhya Pradesh	Gwalior	Dabra (Loose)	-	-	-
Guar Gum					
Rajasthan	Jodhpur	Jodhpur	11340	11450	-110
	Alwar	Alwar	-	-	-
	Hanumangarh	Nohar	-	-	-
Haryana	Bhiwani	Bhiwani	-	-	-
	Sirsa	Sirsa	11317	11340	-23
		Dhabwali	-	-	-
		Ellanabad	-	-	-
	Fatehabad	Fatehabad	11317	11040	277

Guar Cumulative Arrivals in Key Centers:					
Commodity	District	Centre	Weekly Arrivals (Quintals)		Change
Guar Seed			19th March 22 to 25th Mar 2022	12th March 22 to 17th Mar 2022	
Rajasthan	Jodhpur	Jodhpur	525	620	-95
	Sri-Ganganagar	Sri-Ganganagar	1700	4100	-2400
		Rawla	32	70	-38
		Gharsana	230	305	-75
		Raisinghnagar	485	570	-85
	Bikaner	Bikaner	1000	1500	-500
		Nokha	1050	1650	-600
		Khajuwala	600	600	Unch
		Lunkaransar	2500	2900	-400
	Hanumangarh	Hanumangarh	530	460	70
		Nohar	2420	2635	-215
		Pilibanga	905	395	510
	Nagaur	Nagaur	635	1045	-410
	Churu	Churu	2200	2480	-280
	Alwar	Alwar	450	255	195
Haryana	Hisar	Adampur	3050	3100	-50
	Bhiwani	Bhiwani	0	100	-
		Siwani	2100	2300	-200
	Sirsa	Sirsa	7300	5800	1500
		Dhabwali	1445	880	565
		Ellanabad	1315	860	455
	Fatehabad	Fatehabad	280	300	-20
Gujarat	Banaskantha	Deesa	0	0	-
	Patan	Patan	28	53	-25
	Rajkot	Rajkot	253	163	90
	Jamnagar	Dhrol	0	0	-
Madhya Pradesh	Gwalior	Dabra	0	0	-
Total Arrivals/Above Markets			31033	33141	-2108

Disclaimer

The information and opinions contained in the document have been compiled from sources believed to be reliable. The company does not warrant its accuracy, completeness and correctness. Use of data and information contained in this report is at your own risk. This document is not, and should not be construed as, an offer to sell or solicitation to buy any commodities. This document may not be reproduced, distributed or published, in whole or in part, by any recipient hereof for any purpose without prior permission from the Company. IASL and its affiliates and/or their officers, directors and employees may have positions in any commodities mentioned in this document (or in any related investment) and may from time to time add to or dispose of any such commodities (or investment). Please see the detailed disclaimer at <http://www.agriwatch.com/disclaimer.php> © 2022 Indian Agribusiness Systems Limited