



Guar Weekly Research Report

Table of Contents

- ❖ **Executive Summary**
- ❖ **Outlook**
- ❖ **Domestic Market Fundamentals**
- ❖ **Processing Margins**
- ❖ **Guar Gum Weekly Exports**
- ❖ **Technical Analysis (Guar Seed)**
- ❖ **Technical Analysis (Guar Gum)**
- ❖ **Guar Seed & Gum Prices at Key Spot Markets**
- ❖ **Guar Seed Arrivals at Key Centers**

Executive Summary

Domestic Guar Seed Market Summary

During the week ending 1st April, Guar seed weekly average prices at various markets remained firm and went up by 3-4%. Jodhpur market remained closed on march ending. In tandem with Guar seed, Guar gum prices in Sirsa also increased by 6% % to Rs. 12,083 /Qtl during the week under review. Guar prices went up on firm export demand.

Oil rig count increased this week by 2 to 533, Crude oil prices remained volatile and went down to \$99/ barells dragged by oil reserve release by USA.

India's Guar export in Oct'21-Feb'22 is up by 28% to 1,25,921 MT as compared to 98,379 MT previous year same period. In Feb'22 Russia bought 3,579 MT, 17.44% of the total guar gum exports during the month as compared to 3,519 MT (16.47% of the total gum export of the month) previous months.

Outlook – Guar seed (Spot, Jodhpur basis):

Guar seed - prices are expected to remain firm on firm export demand. The Jodhpur Guar seed delivery prices are likely to trade in the range between 6,400 –6,800/Qtl. in the short-run. And Guar gum is expected to trade in the range of 11,600-12,500/qtl in near term.

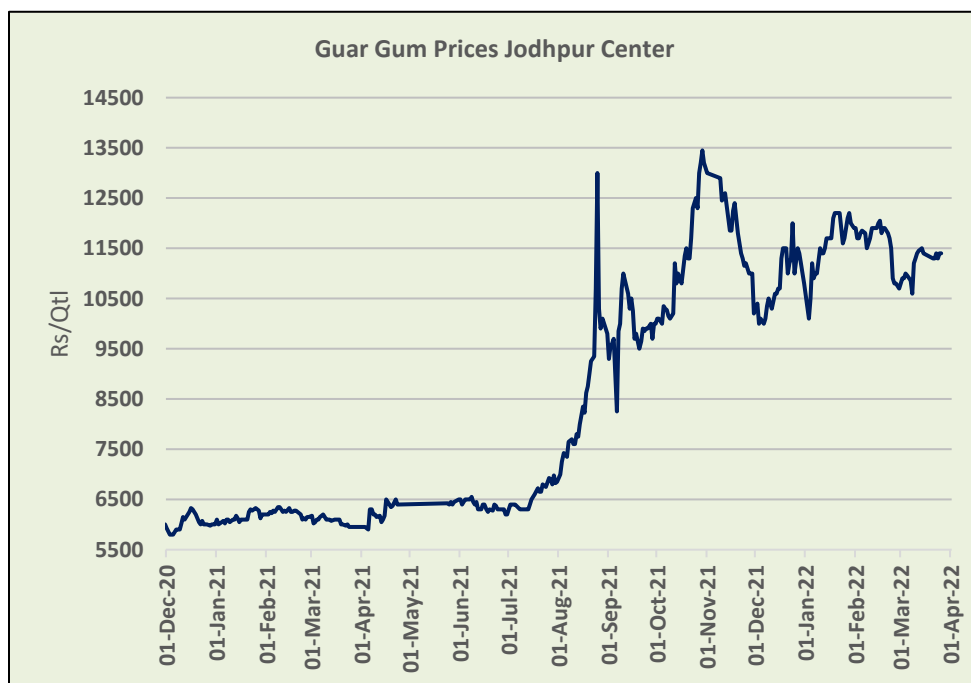
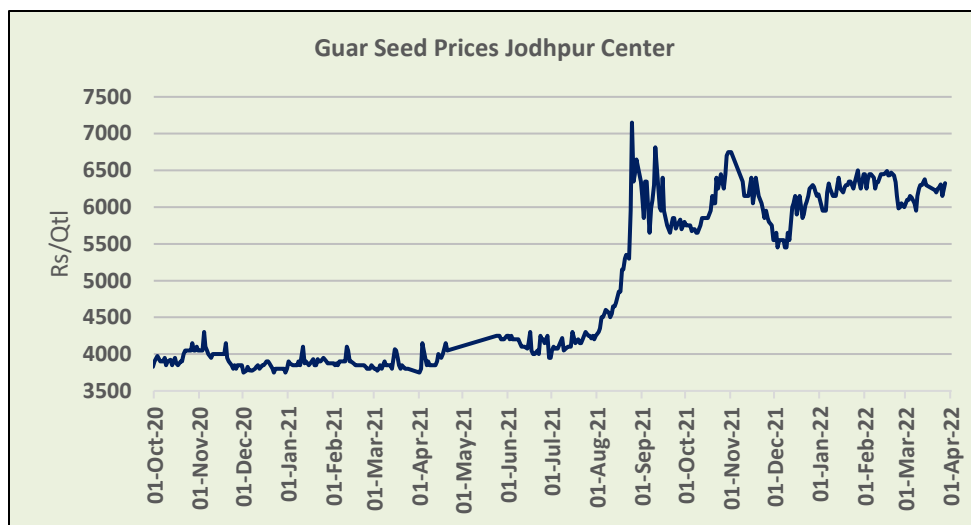
Domestic Market Fundamentals

Upon high inflation, US president Joe Biden has urged oil drilling companies to exploit their unused capacity and pump more oil for bringing price stability to the oil market, which is likely to increase guar gum export demand. New crop arrivals is low and farmers and stockiest are releasing old stocks. Guar seed is trading 71% high YoY and 3% up MoM on lowest production in last five years and multi year lower stocks. Earlier this month there was balanced demand and supply situation but now witnessing increasing Guar gum export in coming weeks. Additionally, decrease in arrivals too supported price gains.

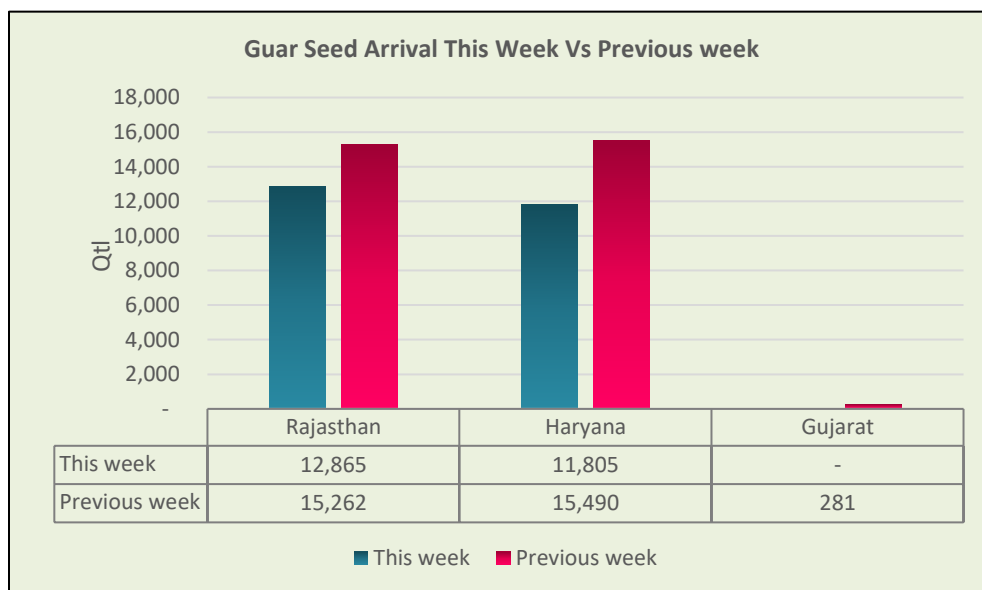
Amid Russia Ukraine conflict Jodhpur Guar seed delivery prices made low at Rs. 6,090/ qtl on 8th March and rebounded to above Rs.6,400/ qtl levels on expectation of Ruble-rupee trade arrangement by the Indian government for export transactions with Russia and good export demand from USA and other countries. Additionally decrease in arrivals too attributed to the price gains.

Week ended 1st April Guar seed prices remained firm at various markets. Jodhpur Mandi remained closed most of the days during the week due to march ending. However, in other markets weekly average prices went up by 3-4% on strong export demand for Guar gum.

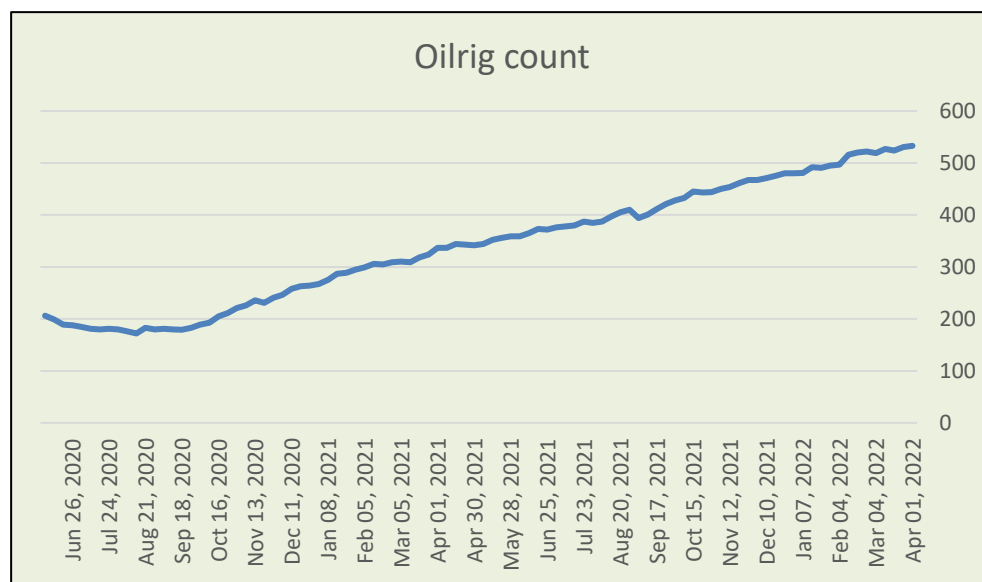
The average weekly prices in Sirsa Guar gum increased by 6.77% to Rs. 12,083 a quintal, compared to Rs.11,317 a quintal week ago. The market made a low of Rs.11,500 and high of Rs.13,000 a quintal during the week. Jodhpur market remain closed due to march ending. Crude oil prices went down by 12% to \$ 99.27/ Barrels on release of one million barrels per day for six months out of their Strategic Petroleum Reserve (SPR) from May by the USA.



Overall Guar seed arrivals during the week ending April 1st, remained lower by 20% as compared to previous week. Arrivals went down by 15 % in Rajasthan, while in Haryana and arrivals recorded up by 23% lower as compared to previous week while in Gujarat, arrivals were negligible.

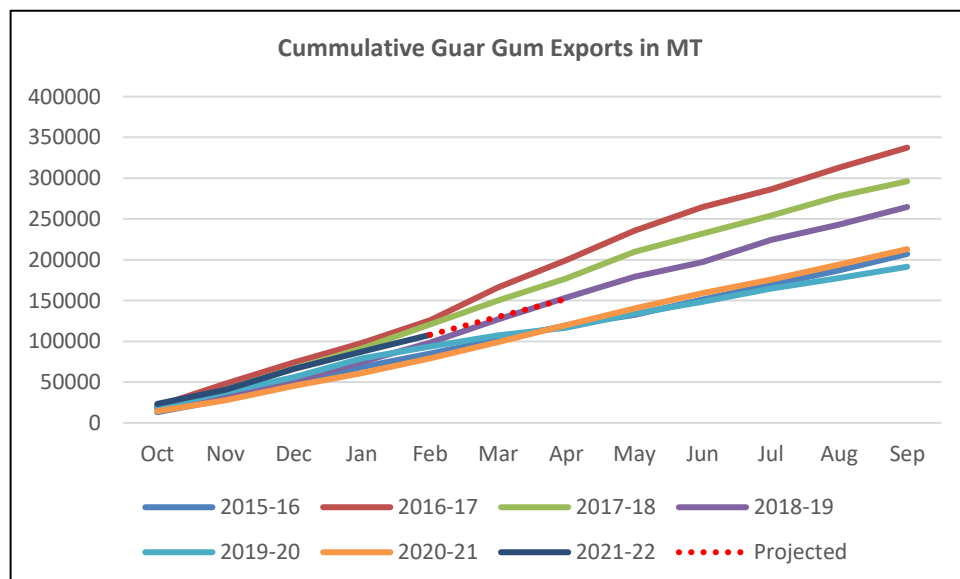


As on 1st April Mar'2022, as per data released by Baker Hughes, the number of oilrigs in USA went up by 2 to 533 as compared to previous week at 531. Increase in oilrig count was driven by overall firm crude oil prices.



Overall, India's guar export in Oct'21-Feb'22 is up by 28% to 1,25,921 MT as compared to 98,379 MT previous same period last year. Increase in oilrig count and weak Indian currency supported export demand.

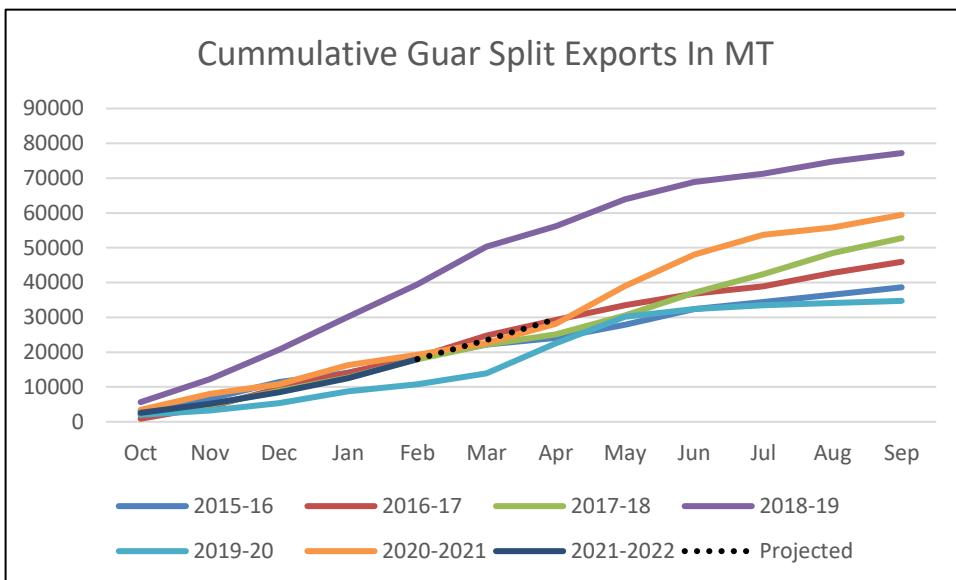
India's guar gum exports decreased in the month of February 2022 by 4% to 20,518 MT compared to 21,373 MT during previous month at an average FoB of US \$2,326 per MT as compared to US \$2,171 per MT previous month. However, the gum shipments were up by 14.53% in Feb'2022 compared to the same period last year. Out of the total exported quantity, around 6,406 MT (31.22%)



bought by US, Russia bought 3,579 MT (17.44%), Germany 2,356 MT (11.48%), China 1,230 MT (5.99%), and Canada 897 MT (4.37%) respectively

Additionally, India's Guar split exports increased in the month of Feb'2022 by 35.60% to 5,485 MT as compared to 4,045 MT previous month at an average FoB of US \$ 1,815 per MT compared to US \$ 1,780 per MT last month. However, the guar split shipments went up by 85.03 % to 5,485 MT in Feb'22 compared to the same period last year at 2,964 MT. Out of the total exports, around 3,460 MT (72.20%) bought by China, US 760 MT (13.86%), Mexico 405 MT (7.38%) and Switzerland bought 360 MT(6.56%) respectively.

Meanwhile, according to Agriwatch estimates, 2021 Guar seed production is estimated at 4.5 lakh MT lower than previous year's 5.83 lakh MT.



February'22 Guar Gum Exports (Top 10 Countries) In MT			
1	UNITED STATES	6406	31.22%
2	RUSSIA	3579	17.44%
3	GERMANY	2356	11.48%
4	CHINA	1230	5.99%
5	CANADA	897	4.37%
6	INDONESIA	570	2.78%
7	FRANCE	430	2.10%
8	UNITED ARAB EMIRATES	347	1.69%
9	AUSTRALIA	313	1.53%
10	NETHERLANDS	288	1.40%

Feb'22 Guar split Exports (In MT)			
CHINA	3960	72.20%	
UNITED STATES	760	13.86%	
MEXICO	405	7.38%	
SWITZERLAND	360	6.56%	

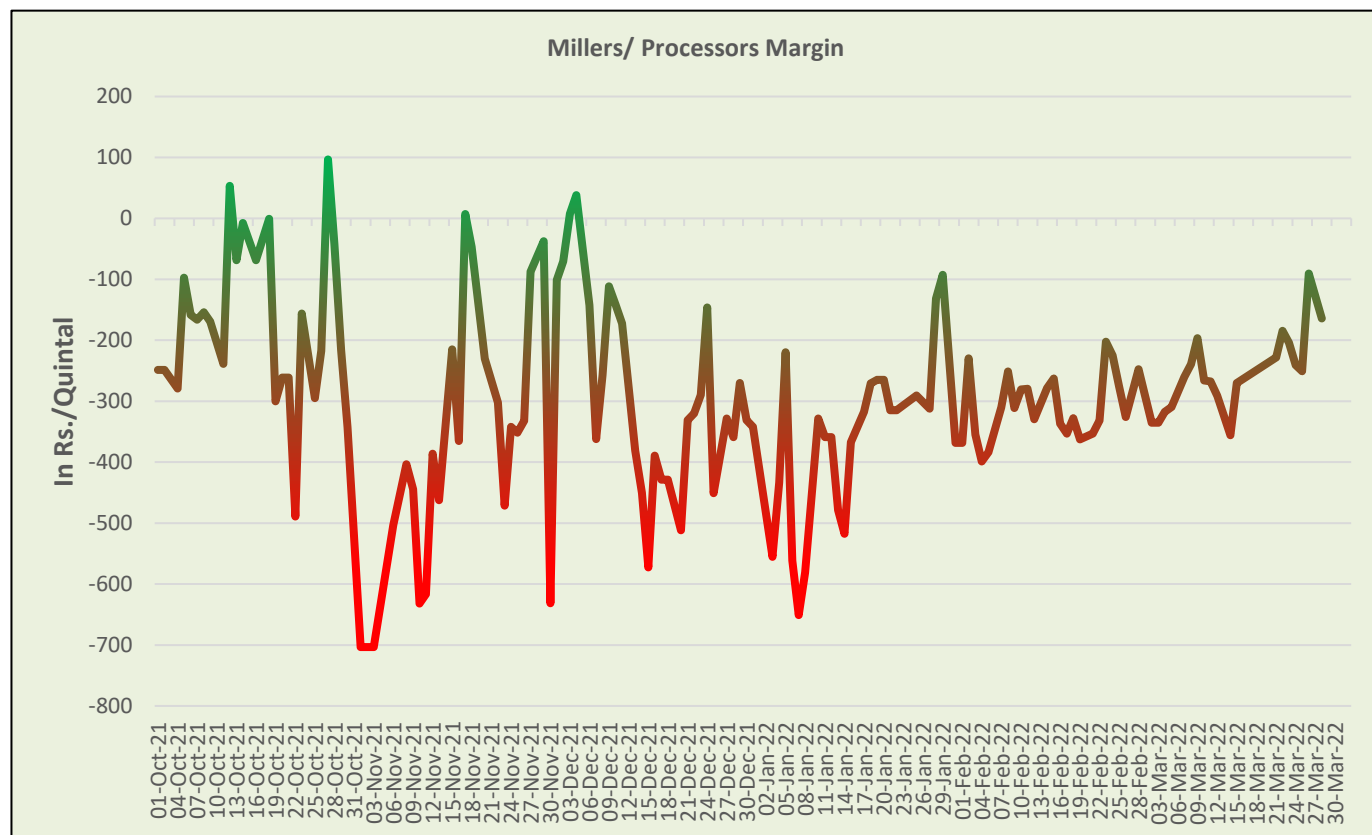
Previous months exports:

India's guar gum exports decreased in the month of January 2022 by 15.43% to 21,373 MT compared to 25,274 MT during previous month at an average FoB of US \$2,171 per MT as compared to US \$2,466 per MT previous month. However, the gum shipments were up by 35.18% in Jan'2022 compared to the same period last year. Of the total exported quantity, around 6,473 MT bought by US, Russia bought 3,519 MT, Germany bought 2,640 MT, China bought 1,282 MT, and Canada bought 696 MT.

Additionally, India's guar split exports increased in the month of Jan'2022 by 23.78% to 4,045 MT compared to 3,268 MT previous month at an average FoB of US \$ 1,780 per MT compared to US \$ 1,639 per MT previous month. However, the guar split shipments gone down by 26.61 % in Jan'22 compared to the same period last year. Of the total exported quantity, around 3,460 MT bought by China, US bought 500 MT, and Mexico bought 78 MT.

Millers/Processors Margin

This week, Jodhpur mandi remained closed, Previous week the average crush margin of Guar seed has increased to -221/qtl as compared to previous week's -305/qtl. Lower guar product prices (churi and korma) have pushed down the processors' margin. Crush margin likely to improve in upcoming week on improvement in churi korma prices.



Guar gum Weekly Export

Week On Week Exports	Quantity in MT	Average FoB (\$/T)
01-08 February-2022	5910	2622
9-15 February-2022	5196	2191
16-22 February-2022	5459	2307
23-28 February-2022	3952	2117
Total	20518	2326

Source: Trade

Technical Analysis (Guar seed)

Commodity: Guar seed
Contract: April

Exchange: NCDEX
Expiry: April 20, 2022

Guar seed (April, Daily Chart)



Technical Commentary:

- As seen in the above chart, prices were moving in the channel, prices were making higher lows and high, lower channel line acting as support and upper as resistance, but now it has broken upper channel resistance line and expected to remain in uptrend.
- Prices closed above 100 DMA, 9-18 DMA, characterized as support, indicating strong momentum.
- Week ending 01st March, Guar seed went up by 8.02% and closed at 6667 during the week Guar seed made low of 6185 and a high of 6690.
- MACD cross over indicating strong momentum.
- RSI above 70, indicating strong buying strength.

Weekly Supports & Resistances			S1	S2	PCP	R1	R2
Guar seed	NCDEX	April	6500	6300	6667	6900	7000
			Call	Entry	T1	T2	SL
Guar seed	NCDEX	April	BUY	Near 6650	6750	6850	6600

Technical Analysis (Guar gum)

Commodity: Guar gum
Contract: April

Exchange: NCDEX
Expiry: April 20, 2022

Guar gum (April, Daily Chart)



Technical Commentary:

- As seen in the above chart, prices were moving in the channel, prices were making higher lows and high, lower channel line acting as support and upper as resistance, but now it has broken upper channel resistance line and expected to remain in uptrend.
- Guar gum went up by 12.61% and closed at 12,902, during the week market made low of 11500 and a high of 12902.
- Prices closed above 100 DMA, 9-18 DMA, characterized as support, indicating firm momentum.
- MACD cross over indicating strong momentum in near term.
- RSI above 75 indicating strong buying strength.

Weekly Supports & Resistances			S1	S2	PCP	R1	R2
Guar gum	NCDEX	April	12500	12300	12902	13400	13500
Weekly Trade Call			Call	Entry	T1	T2	SL
Guar gum	NCDEX	April	BUY	12850-12900	13200	13350	12800

Guar by – Products Weekly Average Prices:

Commodity	Centre	26th March 22 to 01th April 2022	19th March 22 to 25th Mar 2022	Change
Churi	Jodhpur	2700	2700	Unch
Korma	Jodhpur	3756	3675	81
Churi	Sri-Ganganagar	2588	2575	13
Korma	Sri-Ganganagar	3573	3538	35

Prices in Rs/75 kg

Guar Export Weekly Average Prices:

Commodity	Variety	26th March 22 to 01th April 2022	19th March 22 to 25th Mar 2022	Change
Guargum Split		1547	1496	52
Guargum Powder	200 Mesh 5000 CPS	1770	1728	43
	200 Mesh 3500 CPS	1705	1662	43
Guargum Meal	40%	525	525	-
	50%	669	660	8

Prices in \$/MT

Guar Seed Weekly Average Prices:

Commodity	District	Centre	Weekly Prices (Average) (Rs/Qtl)		Change
Guar Seed			26th March 22 to 01th April 2022	19th March 22 to 25th Mar 2022	
Rajasthan	Jodhpur	Jodhpur (Loose)	-	6102	-
		Jodhpur(Delivery)	-	6407	-
	Sri-Ganganagar	Sri-Ganganagar(Loose)	5792	5750	42
		Sri-Ganganagar (Delivery)	5942	5900	42
		Rawla (Loose)	5685	5723	-38
		Gharsana (Loose)	5685	5750	-65
		Raisinghnagar (Loose)	5685	5841	-156
	Bikaner	Bikaner (Loose)	5988	5850	138
		Bikaner (Delivery)	6287	6143	144
		Nokha(Loose)	6085	5890	195
		Nokha (Delivery)	6389	6185	205
		Khajuwala (Loose)	5950	5790	160
		Khajuwala (Delivery)	6248	6080	168
		Lunkaransar (Loose)	5993	5850	143
	Hanumangarh	Hanumangarh (Loose)	5520	5510	10
		Hanumangarh (Delivery)	5796	5786	11
		Nohar (Loose)	6006	6139	-133
		Pilibanga (Loose)	5843	5659	184
	Nagaur	Nagaur (Loose)	5800	5950	-150
	Churu	Churu (Delivery)	6275	5520	755
	Alwar	Alwar (Loose)	5850	5280	570
Haryana	Hisar	Adampur (Loose)	5850	5743	107



		Adampur (Delivery)	6143	6031	112
	Bhiwani	Bhiwani (Delivery)		-	-
		Siwani (Loose)	6099	5954	145
	Sirsa	Sirsa (Loose)	5948	5618	329
		Dhabwali (Loose)	5874	5727	148
		Dhabwali (Delivery)	6168	6013	155
		Ellanabad (Loose)	5828	5558	270
	Fatehabad	Fatehabad (Loose)	5392	5369	23
Gujarat	Banaskantha	Deesa (Loose)	-	-	-
	Patan	Patan (Loose)	-	5598	-
	Rajkot	Rajkot (Loose)	-	6083	-
	Jamnagar	Dhrol (Loose)	-	-	-
Madhya Pradesh	Gwalior	Dabra (Loose)	-	-	-
Guar Gum					
Rajasthan	Jodhpur	Jodhpur	-	11340	-
	Alwar	Alwar	12000	-	-
	Hanumangarh	Nohar	-	-	-
Haryana	Bhiwani	Bhiwani	-	-	-
	Sirsa	Sirsa	12083	11317	767
		Dhabwali	-	-	-
		Ellanabad	-	-	-
	Fatehabad	Fatehabad	11917	11317	600

Guar Cumulative Arrivals in Key Centers:

Commodity	District	Centre	Weekly Arrivals (Quintals)		Change
Guar Seed			26th March 22 to 01th April 2022	19th March 22 to 25th Mar 2022	
Rajasthan	Jodhpur	Jodhpur	250	525	-275
	Sri-Ganganagar	Sri-Ganganagar	800	1700	-900
		Rawla	-	32	-
		Gharsana	70	230	-160
		Raisinghnagar	60	485	-425
	Bikaner	Bikaner	1100	1000	100
		Nokha	2150	1050	1100
		Khajuwala	450	600	-150
		Lunkaransar	2100	2500	-400
	Hanumangarh	Hanumangarh	360	530	-170
		Nohar	3390	2420	970
		Pilibanga	1185	905	280
	Nagaur	Nagaur	-	635	-
	Churu	Churu	850	2200	-1350
	Alwar	Alwar	100	450	-350
Haryana	Hisar	Adampur	2500	3050	-550
	Bhiwani	Bhiwani	-	-	-
		Siwani	2800	2100	700
	Sirsa	Sirsa	4600	7300	-2700
		Dhabwali	900	1445	-545
		Ellanabad	695	1315	-620
	Fatehabad	Fatehabad	310	280	30
Gujarat	Banaskantha	Deesa	-	-	Unch



	Patan	Patan	-	28	-28
	Rajkot	Rajkot	-	253	-253
	Jamnagar	Dhrol	-	-	Unch
Madhya Pradesh	Gwalior	Dabra	-	-	Unch
Total Arrivals/Above Markets			24670	31033	-6363

Week on Week Price: Scenario of Guarseed and Guargum:

Commodity	District	Centre	Today	Week Ago	Month Ago	Year Ago
Guar Seed			1-Apr-22	28-Mar-22	3-Mar-22	2-Apr-21
Rajasthan	Jodhpur	Jodhpur (Loose)	Closed	6175	5950	-
		Jodhpur(Delivery)	Closed	6484	6248	-
	Sri-Ganganagar	Sri-Ganganagar(Loose)	5800	5800	5900	3600
		Sri-Ganganagar (Delivery)	5950	5950	6050	3750
		Rawla (Loose)	NA	5590	5500	-
		Gharsana (Loose)	NA	5900	5800	-
		Raisinghnagar (Loose)	NA	NA	5600	-
	Bikaner	Bikaner (Loose)	Closed	5925	5750	3600
		Bikaner (Delivery)	Closed	6221	6038	3780
		Nokha(Loose)	6300	6025	5750	Closed
		Nokha (Delivery)	6615	6326	6038	closed
		Khajuwala (Loose)	NR	5900	5700	NA
		Khajuwala (Delivery)	NR	6195	5985	NA
		Lunkaransar (Loose)	6200	5920	5800	3600
	Hanumangarh	Hanumangarh (Loose)	Closed	5550	5500	3600

		Hanumangarh (Delivery)	Closed	5828	5775	3780
		Nohar (Loose)	5550	6130	5585	-
		Pilibanga (Loose)	5700	5990	5230	-
	Nagaur	Nagaur (Loose)	Closed	Closed	5800	Closed
	Churu	Churu (Delivery)	NR	6300	5500	-
	Alwar	Alwar (Loose)	NR	5800	5200	-
Haryana	Hisar	Adampur (Loose)	6000	5800	5700	3600
		Adampur (Delivery)	6300	6090	5985	3780
	Bhiwani	Bhiwani (Delivery)	NA	-	5600	Closed
		Siwani (Loose)	6200	6050	5800	3720
	Sirsa	Sirsa (Loose)	6175	5815	5425	3550
		Dhabwali (Loose)	5955	5800	5485	3500
		Dhabwali (Delivery)	6253	6090	5759	3675
		Ellanabad (Loose)	5800	5750	5370	-
	Fatehabad	Fatehabad (Loose)	5400	5400	5400	3500
Gujarat	Banaskantha	Deesa (Loose)	NA	-	-	-
	Patan	Patan (Loose)	Closed	Closed	-	-
	Rajkot	Rajkot (Loose)	Closed	Closed	-	3525
	Jamnagar	Dhrol (Loose)	NA	-	-	-
Madhya Pradesh	Gwalior	Dabra (Loose)	NA	-	-	-
Guar Gum						
Rajasthan	Jodhpur	Jodhpur	Closed	11600	10900	-
	Alwar	Alwar	NR	NR	-	-
	Hanumangarh	Nohar	NR	-	-	-
Haryana	Bhiwani	Bhiwani	NA	-	10600	Closed



	Sirsa	Sirsa	13000	11600	10900	5850
		Dhabwali	NR	-	-	5850
		Ellanabad	NR	-	-	-
	Fatehabad	Fatehabad	12700	11600	10900	6000



Disclaimer

The information and opinions contained in the document have been compiled from sources believed to be reliable. The company does not warrant its accuracy, completeness and correctness. Use of data and information contained in this report is at your own risk. This document is not, and should not be construed as, an offer to sell or solicitation to buy any commodities. This document may not be reproduced, distributed or published, in whole or in part, by any recipient hereof for any purpose without prior permission from the Company. IASL and its affiliates and/or their officers, directors and employees may have positions in any commodities mentioned in this document (or in any related investment) and may from time to time add to or dispose of any such commodities (or investment). Please see the detailed disclaimer at <http://www.agriwatch.com/disclaimer.php> © 2022 Indian Agribusiness Systems Limited