



Guar Weekly Research Report

Table of Contents

- ❖ **Executive Summary**
- ❖ **Outlook**
- ❖ **Domestic Market Fundamentals**
- ❖ **Processing Margins**
- ❖ **Guar Gum Weekly Exports**
- ❖ **Technical Analysis (Guar Seed)**
- ❖ **Technical Analysis (Guar Gum)**
- ❖ **Guar Seed & Gum Prices at Key Spot Markets**
- ❖ **Guar Seed Arrivals at Key Centers**



Executive Summary

Domestic Guar Seed Market Summary

Guar seed weekly average prices at Jodhpur (delivery prices) continued downtrend and went downside by 3.17% to INR. 6,338/qtl. Guar gum prices also remained weak and went down by 2.82% at INR. 11,783 /Qtl during the week under review on sluggish demand in the cash market.

According to Skymet, the onset of monsoon over Kerala this year is likely to be on May 26, with a model error of +/- 3 days.

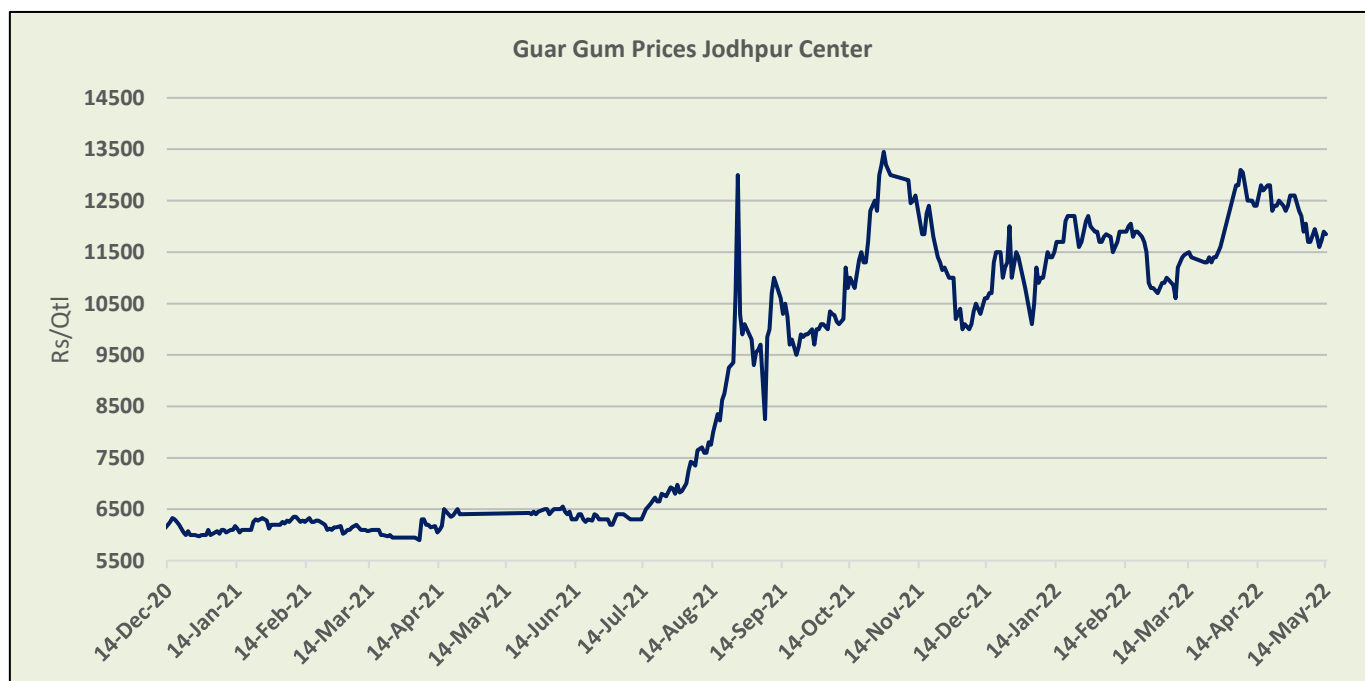
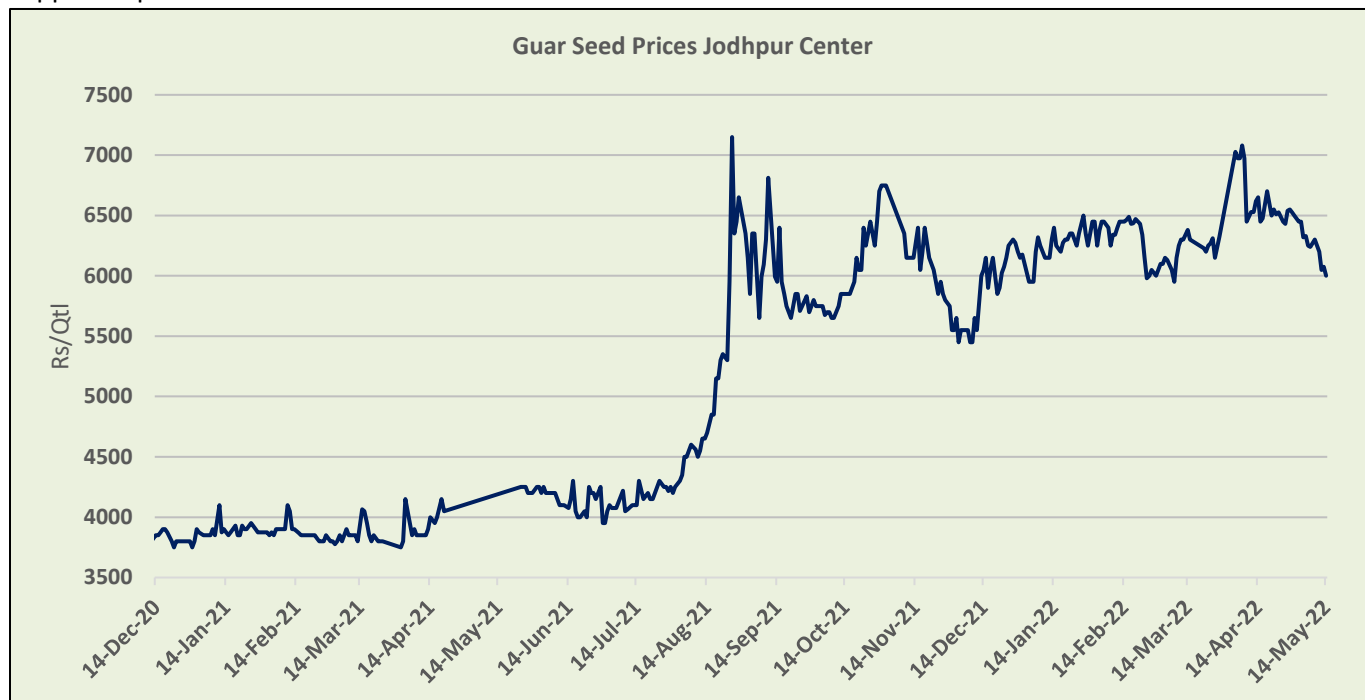
Oil rig count increased this week by 6 to 563, Crude oil prices traded with firm sentiments at \$110.49/ barells.

Outlook – Guar seed (Spot, Jodhpur basis):

Guar seed - prices are expected to continue downtrend, However good demand at lower level may support prices. The Jodhpur Guar seed delivery prices are likely to trade in the range between INR 6,000 –6,400/Qtl. in the short-run. And Guar gum is expected to trade in the range of 11,400-12,000/qtl in near term.

Domestic Market Fundamentals

Guar seed Jodhpur delivery weekly average prices remained weak and continued downtrend and went downside by 3.17% to INR.6,338/qtl as compared to previous week's at INR 6,545/qtl. There is sluggish demand in the cash market during the week at current level and currently trading at multi week low. Normal monsoon forecast and expectation of higher sowing area in the coming season keeping prices lower but export demand may support prices. The US oil rig count is also higher at 563 up by about 6 compared to previous week. Increase in oil rig count likely to support export demand.



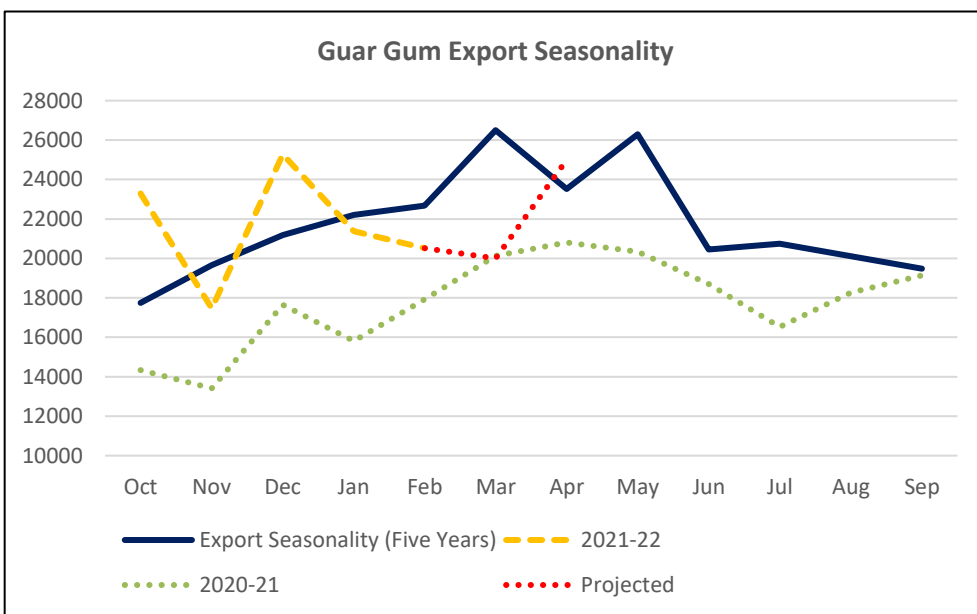
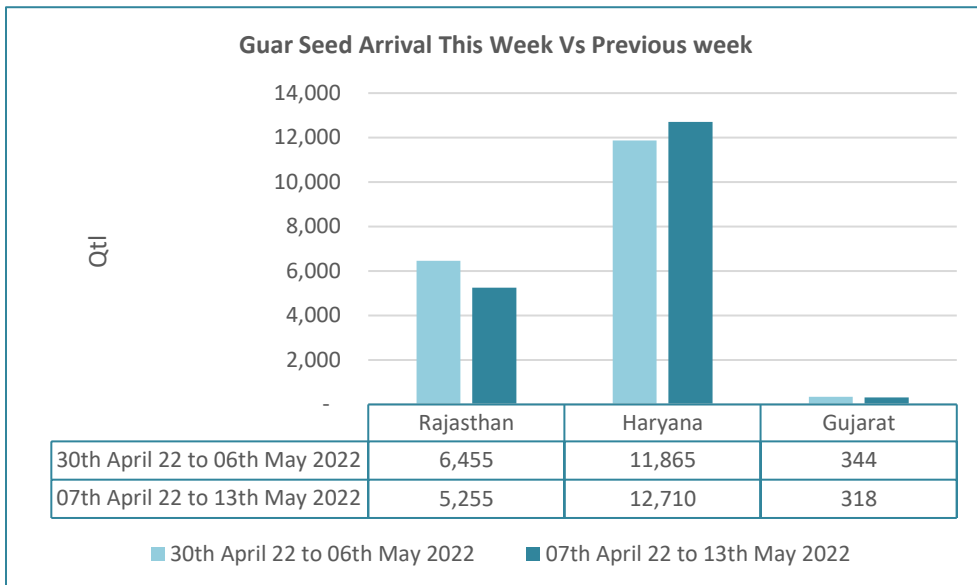
During the week under review average weekly prices of guar gum at Jodhpur too remained weak and went down by 2.82% at INR 11,783/qtl. However, WTI crude oil prices remained volatile during the week, made low at \$ 98.20/ barells, high at 110.43/ barells and closed marginally up by 0.66% and closed at \$110.49/ barells. Processing plants are still running in disparity on low churi korma prices.

Overall Guar seed arrivals recorded low during the week under review by 2% as compared to previous week. Arrivals went down by 18% in Rajasthan, while in Haryana arrivals went up by 7% and 7.56% respectively as compared to previous week.

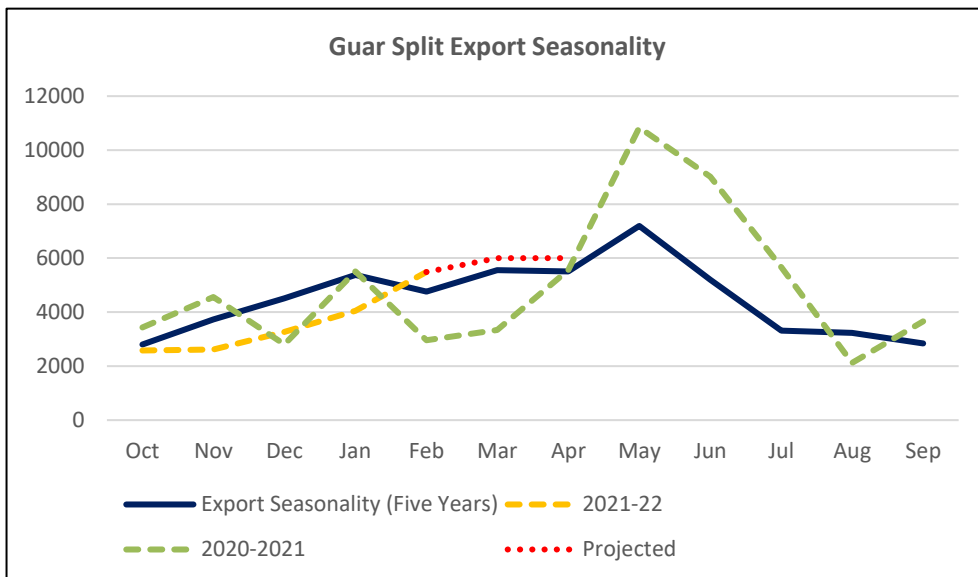
Overall, India's guar export in Oct'21-Feb'22 is up by 28% to 1,25,921 MT as compared to 98,379 MT same period last year. Increase in oilrig count and weak Indian currency supported export demand.

India's guar gum exports decreased in the month of February 2022 by 4% to 20,518 MT compared to 21,373 MT during previous month at an average FoB of US \$2,326 per MT as compared to US \$2,171 per MT previous month. However, the gum shipments were up by 14.53% in Feb'2022 compared to the same period last year. Out of the total

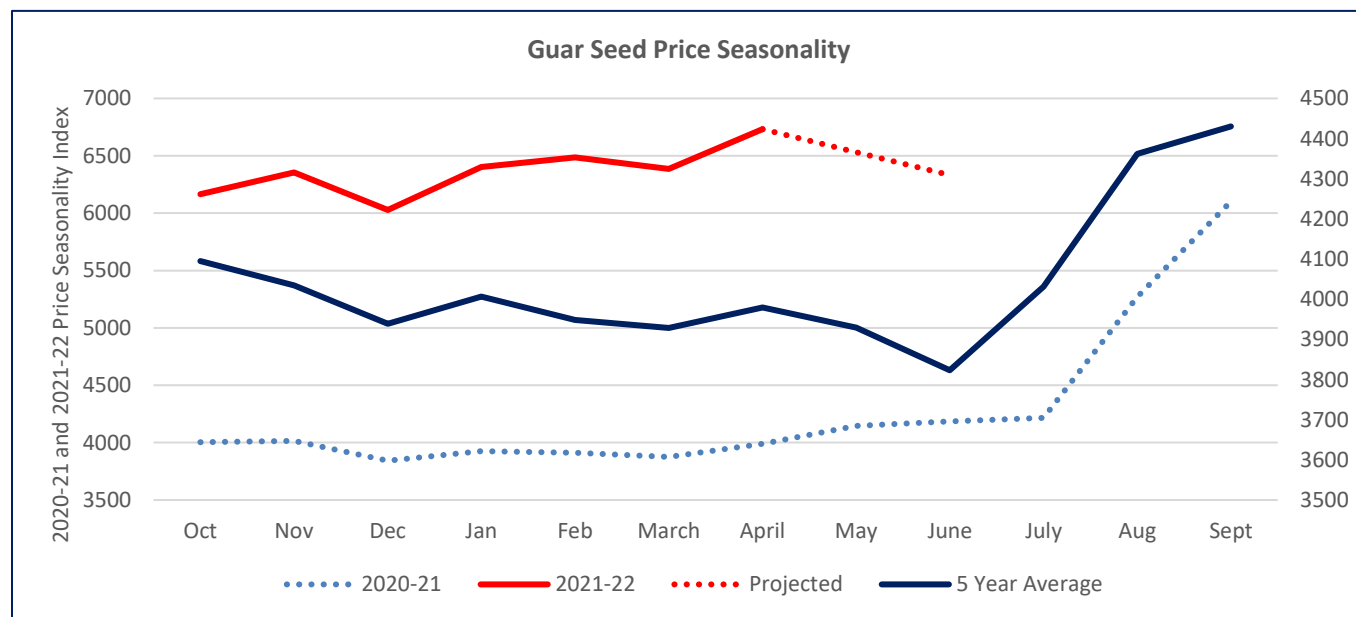
exported quantity, around 6,406 MT (31.22%) bought by US, Russia bought 3,579 MT (17.44%), Germany 2,356 MT (11.48%), China 1,230 MT (5.99%), and Canada 897 MT (4.37%) respectively.

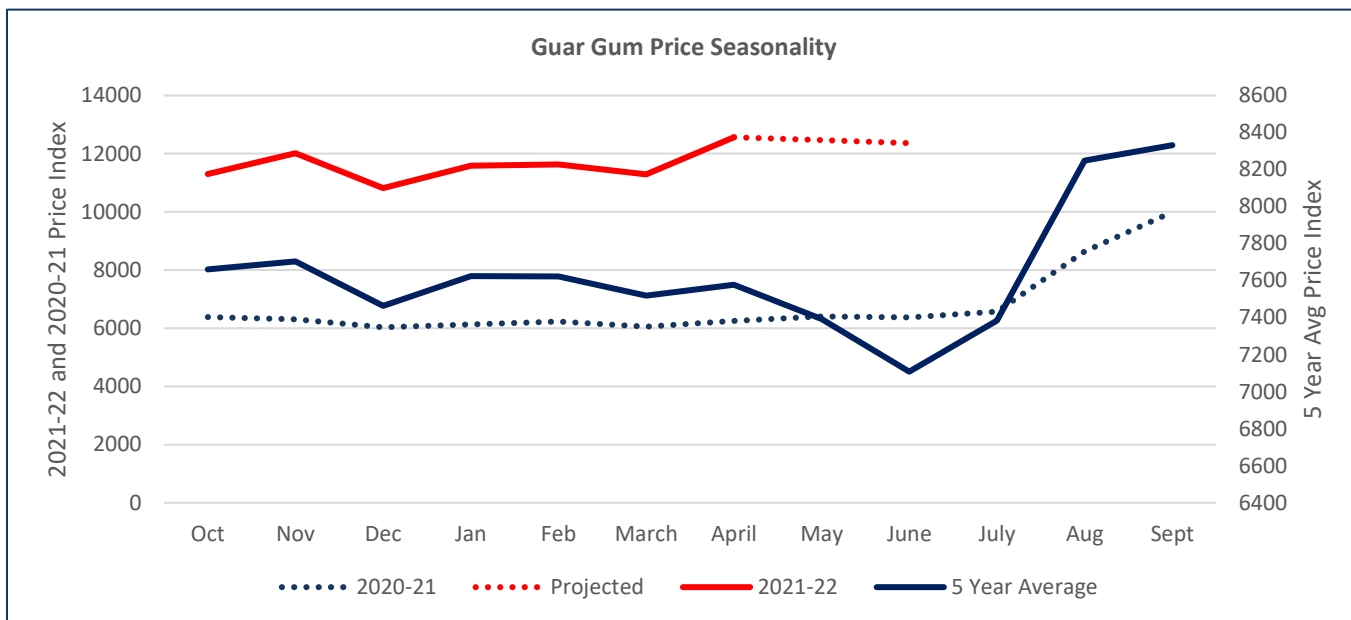


Additionally, India's Guar split exports increased in the month of Feb'2022 by 35.60% to 5,485 MT as compared to 4,045 MT previous month at an average FoB of US \$1,815 per MT compared to US \$1,780 per MT last month. However, the guar split shipments went up by 85.03 % to 5,485 MT in Feb'22 compared to the same period last year at 2,964 MT. Out of the total exports, around 3,460 MT (72.20%) bought by China, US 760 MT (13.86%), Mexico 405 MT (7.38%) and Switzerland bought 360 MT(6.56%) respectively.

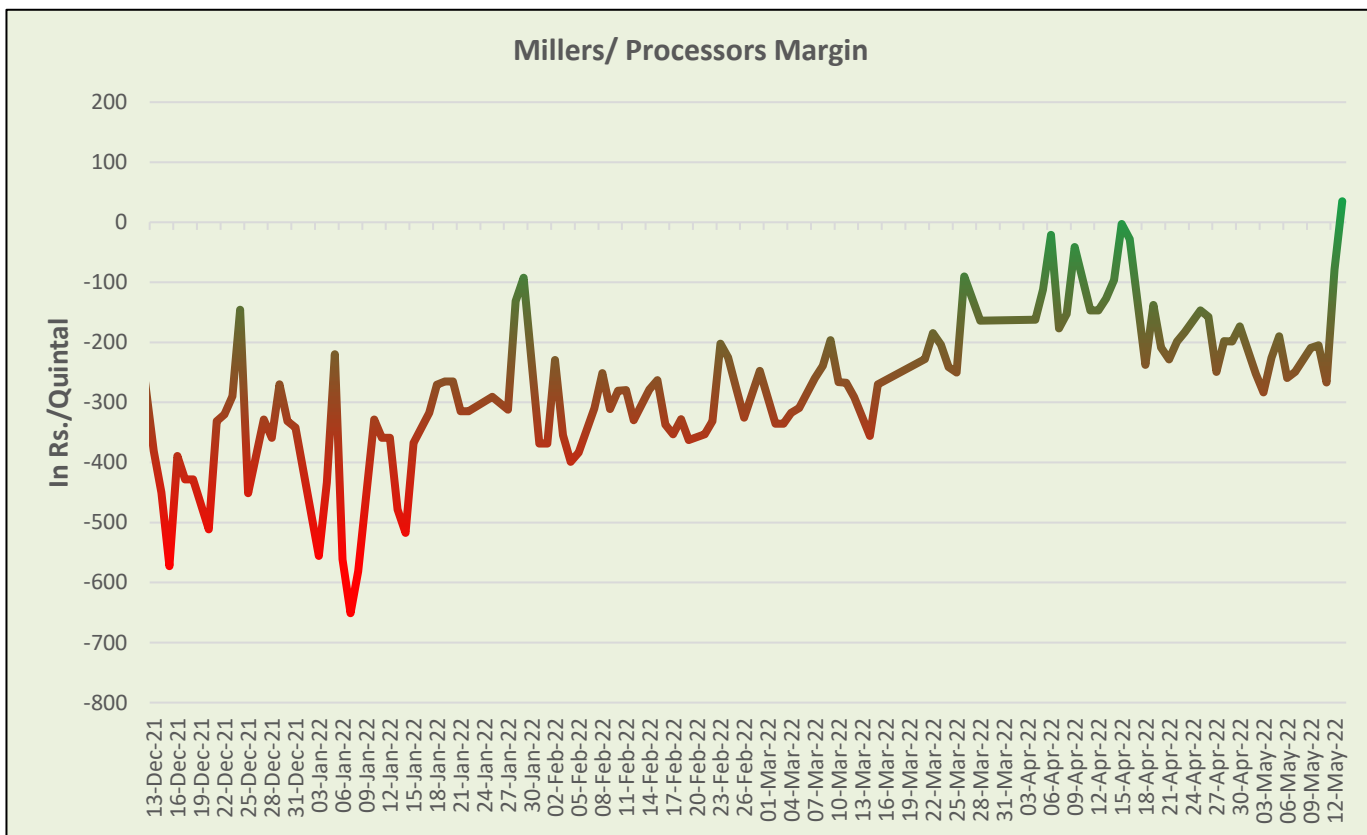


Price Seasonality-





Millers/Processors Margin- Crush margin improved on improvement in churi korma prices. During the week under review, the average net crush margin of Guar seed has increased to INR. -162/qtl as compared to INR. -230/qtl. Overall lower guar product prices (churi and korma) have pushed down the processors margin.



Weather Updates-

According to Skymet, the onset of monsoon over Kerala this year is likely to be on May 26, with a model error of +/- 3 days. Heavy to very heavy rainfall with extremely heavy rainfall at isolated places very likely over meghalaya. Heavy to very heavy rainfall at isolated places over subhimalayan west bengal-sikkim, Arunachal pradesh, Assam kerala-Mahe and Tamilnadu- Pudducherry-karaikal.

% Station Reporting Rainfall

% Stations	Category	% Stations	Category
76-100	Widespread (WS/Most Places)	26-50	Scattered (SCT/ A Few Places)
51-75	Fairly Widespread (FWS/ Many Places)	1-25	Isolated (ISOL)
No Rain	Dry		

5 Day Rainfall Forecast (MORNING)

14-May-2022

Met-Sub-Division	14-May Today	15May Sun	16May Mon	17May Tue	18May Wed
1. Andaman & Nicobar Islands	WS	WS	WS	WS	WS
2. Arunachal Pradesh	WS	WS	WS	WS	WS
3. Assam & Meghalaya	WS	WS	WS	WS	WS
4. N. M. M. & T.	WS	WS	WS	WS	WS
5. S.H. West Bengal & Sikkim	WS	WS	WS	WS	WS
6. Gangetic West Bengal	ISOL	ISOL	SCT	SCT	SCT
7. Odisha	ISOL	ISOL	SCT	SCT	SCT
8. Jharkhand	ISOL	ISOL	ISOL	SCT	SCT
9. Bihar	ISOL	ISOL	ISOL	SCT	SCT
10. East Uttar Pradesh	DRY	ISOL	ISOL	ISOL	ISOL
11. West Uttar Pradesh	DRY	DRY	DRY	ISOL	ISOL
12. Uttarakhand	DRY	DRY	SCT	FWS	SCT
13. Haryana, Chd & Delhi	DRY	DRY	DRY	ISOL	DRY
14. Punjab	DRY	DRY	ISOL	ISOL	DRY
15. Himachal Pradesh	DRY	DRY	ISOL	SCT	SCT
16. J & K and Ladakh	DRY	ISOL	FWS	FWS	SCT
17. West Rajasthan	DRY	DRY	DRY	DRY	DRY
18. East Rajasthan	DRY	DRY	DRY	DRY	DRY
19. West Madhya Pradesh	DRY	DRY	DRY	DRY	DRY
20. East Madhya Pradesh	DRY	DRY	DRY	DRY	DRY
21. Gujarat Region	DRY	DRY	DRY	DRY	DRY
22. Saurashtra & Kutch	DRY	DRY	DRY	DRY	DRY
23. Konkan & Goa	DRY	DRY	ISOL	ISOL	DRY
24. Madhya Maharashtra	ISOL	DRY	DRY	ISOL	DRY
25. Marathawada	DRY	DRY	DRY	ISOL	DRY
26. Vidharbha	DRY	DRY	DRY	ISOL	DRY
27. Chhattisgarh	ISOL	ISOL	ISOL	ISOL	ISOL
28. Coastal A. P. & Yanam	ISOL	ISOL	ISOL	ISOL	ISOL
29. Telangana	ISOL	ISOL	ISOL	ISOL	ISOL
30. Rayalaseema	SCT	ISOL	SCT	SCT	SCT
31. T.N.,Puducherry & Karaikal	SCT	FWS	SCT	FWS	FWS
32. Coastal Karnataka	SCT	SCT	SCT	SCT	SCT
33. North Interior Karnataka	SCT	ISOL	ISOL	SCT	SCT
34. South Interior Karnataka	FWS	SCT	SCT	FWS	FWS
35. Kerala & Mahe	WS	WS	WS	WS	WS
36. Lakshadweep	WS	WS	WS	WS	WS

Guar gum Weekly Export

Week On Week Exports	Quantity in MT	Average FoB (\$/T)
01-08 February-2022	5910	2622
9-15 February-2022	5196	2191
16-22 February-2022	5459	2307
23-28 February-2022	3952	2117
Total	20518	2326

Source:Trade

Technical Analysis (Guar seed)

Commodity: Guar seed
Contract: June

Exchange: NCDEX
Expiry: June 20, 2022

Guar seed (June, Daily Chart)



Technical Commentary:

- As seen in the above chart, market has taken support of 5900 and currently trading above 9 DMA, However, still trading below 18, 50 and 100 DMA indicating weak sentiments.
- During the week, Guar seed went marginally up by 0.10% and closed at 6152 and made low of 6124 and a high of 6222.
- MACD and DIF has improved but still indicating weak momentum.
- RSI has declined to 42, indicating weak buying strength.

Weekly Supports & Resistances			S1	S2	PCP	R1	R2
Guar seed	NCDEX	June	5900	5800	6152	6300	6500
			Call	Entry	T1	T2	SL
Guar seed	NCDEX	June	Sell	Near 6100-6200	6050	6000	6250



Technical Analysis (Guar gum)

Commodity: Guar gum
Contract: June

Exchange: NCDEX
Expiry: June 20, 2022

Guar gum (June, Daily Chart)



Technical Commentary:

- As seen in the above chart, market is has taken support from 11300 and trading above 9 DMA. However still trading below 18, 50 and 100 DMA indicating weak sentiments.
- Guar gum went marginally up by 0.11% and closed at 11,801 during the week market made low of 11727 and a high of 11975.
- MACD cross over indicating weak momentum in near term.
- RSI at 43 indicating weak buying strength.

Weekly Supports & Resistances			S1	S2	PCP	R1	R2
Guar gum	NCDEX	June	11400	11300	11796	12300	12500
Weekly Trade Call			Call	Entry	T1	T2	SL
Guar gum	NCDEX	June	Sell	11800-12000	11700	11500	12100

Guar by – Products Weekly Average Prices:				
Commodity	Centre	07th April 22 to 13th May 2022	30th April 22 to 06th May 2022	Change
Churi	Jodhpur	2492	2513	-21
Korma	Jodhpur	3569	3610	-41
Churi	Sri-Ganganagar	2619	2663	-44
Korma	Sri-Ganganagar	3663	3683	-20
Prices in Rs/75 kg				

Guar Seed Weekly Average Prices:					
Commodity	District	Centre	Weekly Prices (Average) (Rs/Qtl)		Change
Guar Seed			07th April 22 to 13th May 2022	30th April 22 to 06th May 2022	
Rajasthan	Jodhpur	Jodhpur (Loose)	6036	6233	-198
		Jodhpur(Delivery)	6338	6545	-207
	Sri-Ganganagar	Sri-Ganganagar(Loose)	5017	-	-
		Sri-Ganganagar (Delivery)	5142	-	-
		Rawla (Loose)	-	-	-
		Gharsana (Loose)	5788	5900	-113
		Raisinghnagar (Loose)	-	-	-
	Bikaner	Bikaner (Loose)	5850	5975	-125
		Bikaner (Delivery)	6143	6274	-131
		Nokha(Loose)	5858	5983	-125
		Nokha (Delivery)	6151	6283	-131
		Khajuwala (Loose)	-	-	-
		Khajuwala (Delivery)	-	-	-
		Lunkaransar (Loose)	-	6038	-6038
	Hanumangarh	Hanumangarh (Loose)	-	-	-
		Hanumangarh (Delivery)	-	-	-
		Nohar (Loose)	5925	6270	-345
		Pilibanga (Loose)	5677	5767	-90
	Nagaur	Nagaur (Loose)	5775	5938	-163
	Churu	Churu (Delivery)	6050	6280	-230

	Alwar	Alwar (Loose)	5650	5880	-230
Haryana	Hisar	Adampur (Loose)	5835	5979	-144
		Adampur (Delivery)	6127	6278	-151
	Bhiwani	Bhiwani (Delivery)	-	-	-
		Siwani (Loose)	5992	6092	-100
	Sirsa	Sirsa (Loose)	5815	5913	-98
		Dhabwali (Loose)	5856	5923	-67
		Dhabwali (Delivery)	6149	6219	-70
		Ellanabad (Loose)	5575	5790	-215
	Fatehabad	Fatehabad (Loose)	5480	5775	-295
Gujarat	Banaskantha	Deesa (Loose)	-	-	-
	Patan	Patan (Loose)	5300	-	-
	Rajkot	Rajkot (Loose)	5633	5750	-117
	Jamnagar	Dhrol (Loose)	-	-	-
Madhya Pradesh	Gwalior	Dabra (Loose)	-	-	-
Guar Gum					
Rajasthan	Jodhpur	Jodhpur	11783	12125	-342
	Alwar	Alwar	11650	12260	-610
	Hanumangarh	Nohar	-	-	-
Haryana	Bhiwani	Bhiwani	-	-	-
	Sirsa	Sirsa	11550	12000	-450
		Dhabwali	-	-	-
		Ellanabad	-	-	-
	Fatehabad	Fatehabad	11760	12142	-382

Guar Cumulative Arrivals in Key Centers:					
Commodity	District	Centre	Weekly Arrivals (Quintals)		Change
Guar Seed			07th April 22 to 13th May 2022	30th April 22 to 06th May 2022	
Rajasthan	Jodhpur	Jodhpur	290	400	-110
	Sri-Ganganagar	Sri-Ganganagar	-	-	-
		Rawla	-	-	-
		Gharsana	430	305	125
		Raisinghnagar	-	-	-
	Bikaner	Bikaner	1550	1100	450
		Nokha	1850	1750	100
		Khajuwala	100	-	-
		Lunkaransar	-	950	-
	Hanumangarh	Hanumangarh	-	-	-
		Nohar	280	1240	-960
		Pilibanga	375	130	245
	Nagaur	Nagaur	380	580	-200
	Churu	Churu	-	-	-
	Alwar	Alwar	-	-	-
Haryana	Hisar	Adampur	2900	2200	700
	Bhiwani	Bhiwani	-	-	-
		Siwani	2000	1700	300
	Sirsa	Sirsa	6300	7000	-700
		Dhabwali	1130	195	935
		Ellanabad	380	620	-240
	Fatehabad	Fatehabad	-	150	-
Gujarat	Banaskantha	Deesa	50	-	-
	Patan	Patan	108	24	84
	Rajkot	Rajkot	160	320	-160
	Jamnagar	Dhrol	-	-	-
Madhya Pradesh	Gwalior	Dabra	-	-	-
Total Arrivals/Above Markets			18283	18664	-381



Disclaimer

The information and opinions contained in the document have been compiled from sources believed to be reliable. The company does not warrant its accuracy, completeness and correctness. Use of data and information contained in this report is at your own risk. This document is not, and should not be construed as, an offer to sell or solicitation to buy any commodities. This document may not be reproduced, distributed or published, in whole or in part, by any recipient hereof for any purpose without prior permission from the Company. IASL and its affiliates and/or their officers, directors and employees may have positions in any commodities mentioned in this document (or in any related investment) and may from time to time add to or dispose of any such commodities (or investment). Please see the detailed disclaimer at <http://www.agriwatch.com/disclaimer.php> © 2022 Indian Agribusiness Systems Limited