



# Guar Weekly Research Report

## Table of Contents

- ❖ **Executive Summary**
- ❖ **Outlook**
- ❖ **Domestic Market Fundamentals**
- ❖ **Processing Margins**
- ❖ **Guar Gum Weekly Exports**
- ❖ **Technical Analysis (Guar Seed)**
- ❖ **Technical Analysis (Guar Gum)**
- ❖ **Guar Seed & Gum Prices at Key Spot Markets**
- ❖ **Guar Seed Arrivals at Key Centers**



## *Executive Summary*

## *Domestic Guar Seed Market Summary*

Guar seed weekly average prices at Jodhpur (delivery prices) continued downtrend and went down by 0.73% to INR. 5,264/qtl. Guar gum prices also remained weak and went down by 0.86% at INR. 9758/Qtl amid above average rainfall in western and higher acreage as compared to last year.

As on 08th July'2022, as per data released by Baker Hughes, the number of oilrigs in USA increased by 2 to 597 as compared to previous week at 595

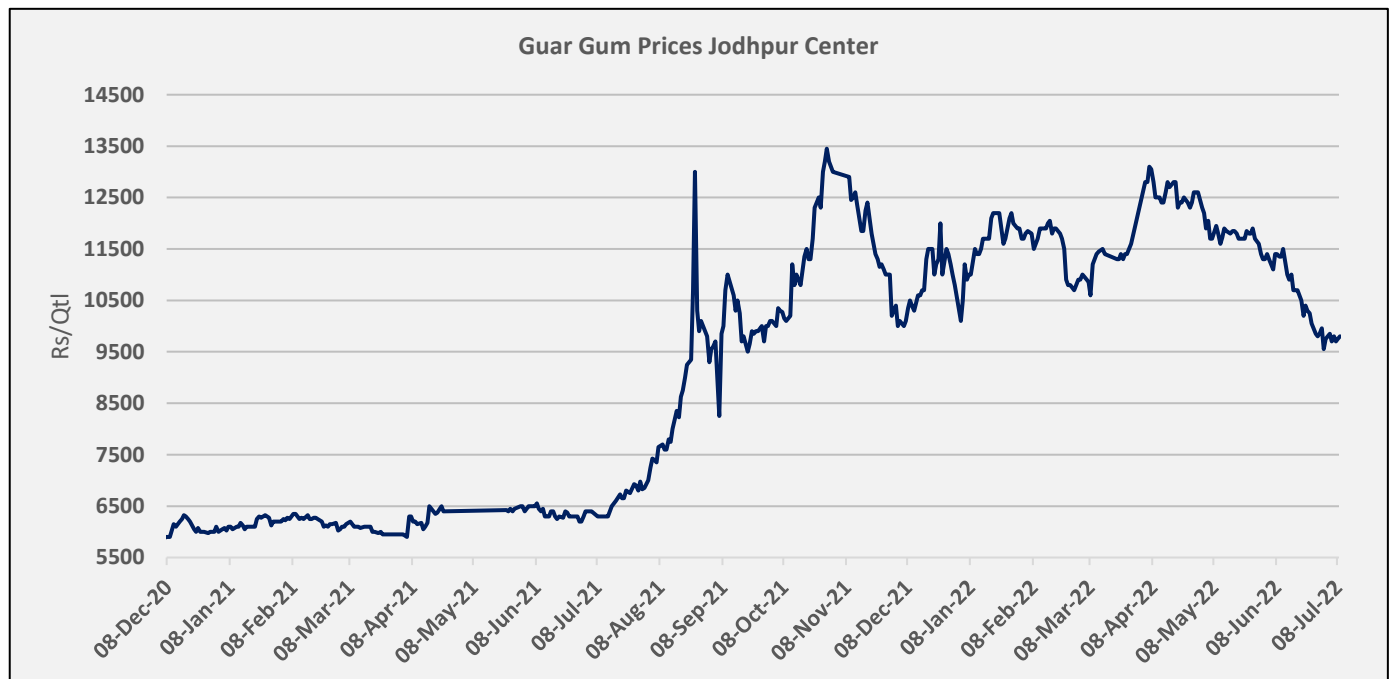
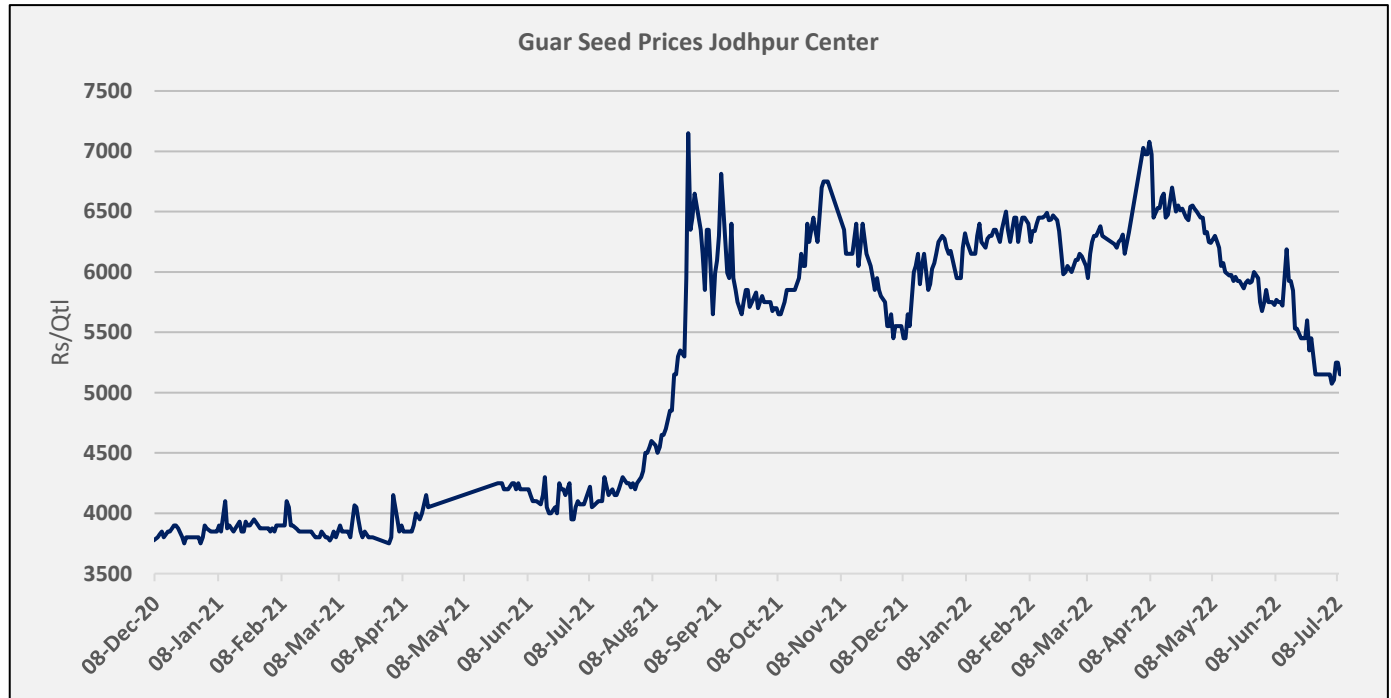
As on 08th July'22, According to Department of Agriculture, Rajasthan, Guar sowing is up by 192% at 11.28 Lakh hectare sowing has been completed as compared to 3.86 lakh hectare previous year same period.

### **Outlook – Guar seed (Spot, Jodhpur basis):**

Guar seed - prices are expected to remain weak amid higher acreage. The Jodhpur Guar seed delivery prices are likely to trade in the range between INR 5,000 –5,500/Qtl. in the short-run. And Guar gum is expected to trade in the range of 9,500-10,000/qtl in near term.

### Domestic Market Fundamentals

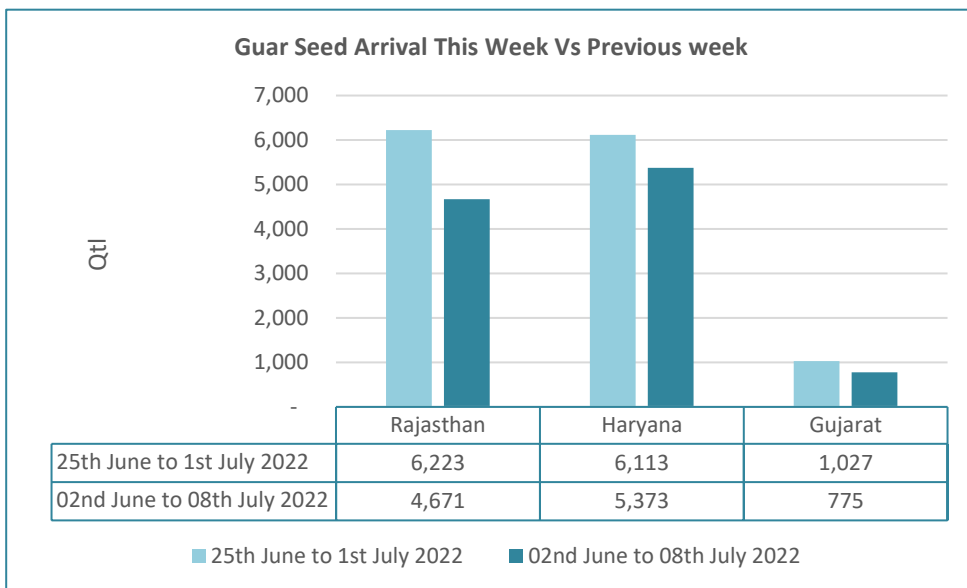
Guar seed Jodhpur delivery weekly average prices extended previous week's loss, went downside by 0.73% to INR 5,264/qrtl as compared to previous week's at INR 5,303/qrtl. amid above average rainfall in western Rajasthan districts and higher acreage this year as compared to previous year.



During the week under review weekly average prices of guar gum at Jodhpur too extended previous week's loss and went down by 0.86% at INR 9758/qtl. in tandem with weakness in guar seed prices.

As on 08th July'2022, as per data released by Baker Hughes, the number of oilrigs in USA increased by 2 to 597 as compared to previous week at 595.

Overall Guar seed arrivals recorded low during the week under review by 19% as compared to previous week. Arrivals low in Rajasthan by 24%, while in Haryana arrivals went down by 12% and down by 24% in Haryana as compared to previous week.



## Weather and sowing Updates

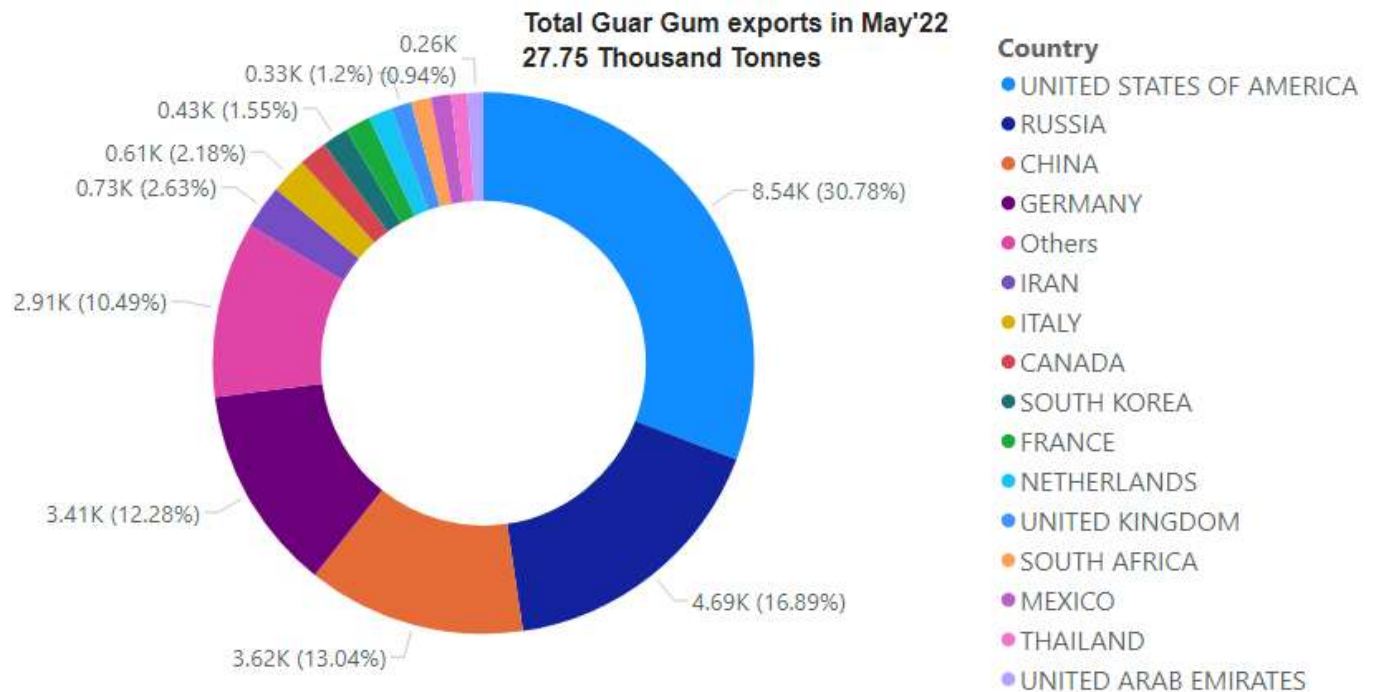
As on 08th July'22, According to Department of Agriculture, Rajasthan, Guar sowing is up by 192% at 11.28 Lakh hectare sowing has been completed as compared to 3.86 lakh hectare previous year same period. Agriwatch expects guar acreage in Rajasthan at 12-15 Lakh hectare.

In western Rajasthan, from 1<sup>st</sup> June to 8<sup>th</sup> July'2022 Cumulative rainfall is at 86%. Higher acreage amid good rainfall kept guar seed and gum prices under pressure. The prices have corrected by more than 20% since April due to forecast of normal rains and improved area under guar seed.

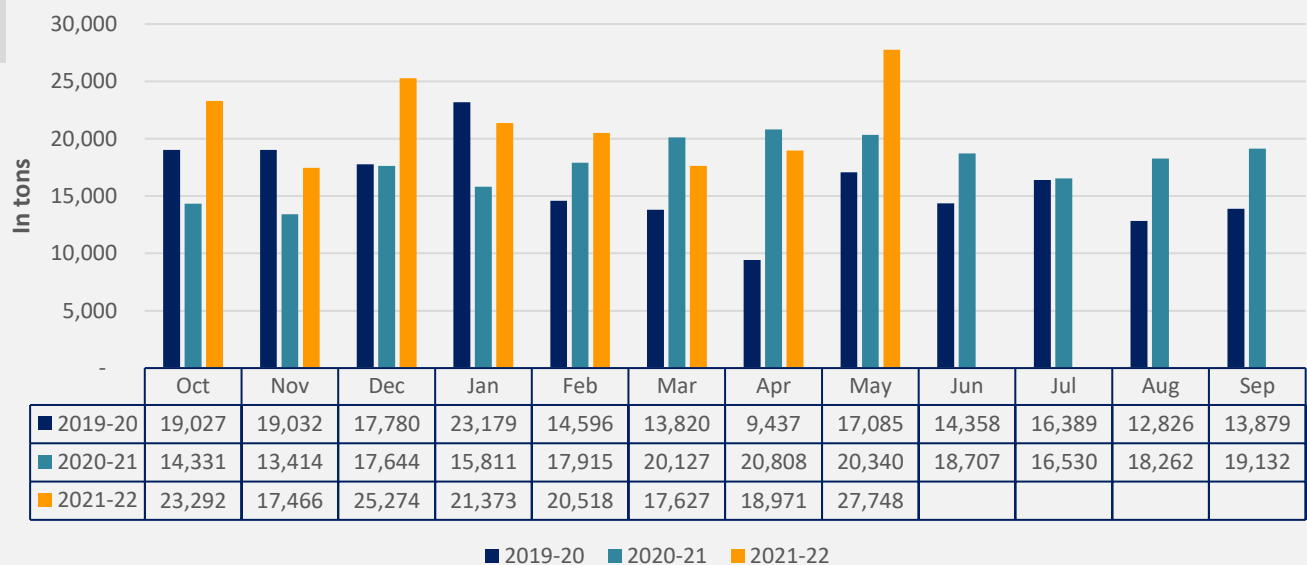
Western Rajasthan Districts	Cumulative Rainfall Departure (%) 1st June to 8th July'22 In Western Rajasthan Districts
Barmer	71%
Bikaner	171%
Churu	94%
Ganganagar	71%
Hanumangarh	24%
Jaisalmer	153%
Jalor	22%
Jodhpur	29%
Nagaur	106%
Pali	3%
West Rajasthan	86%
Rajasthan	50%

## Export Scenario

### Guar Gum Exports:



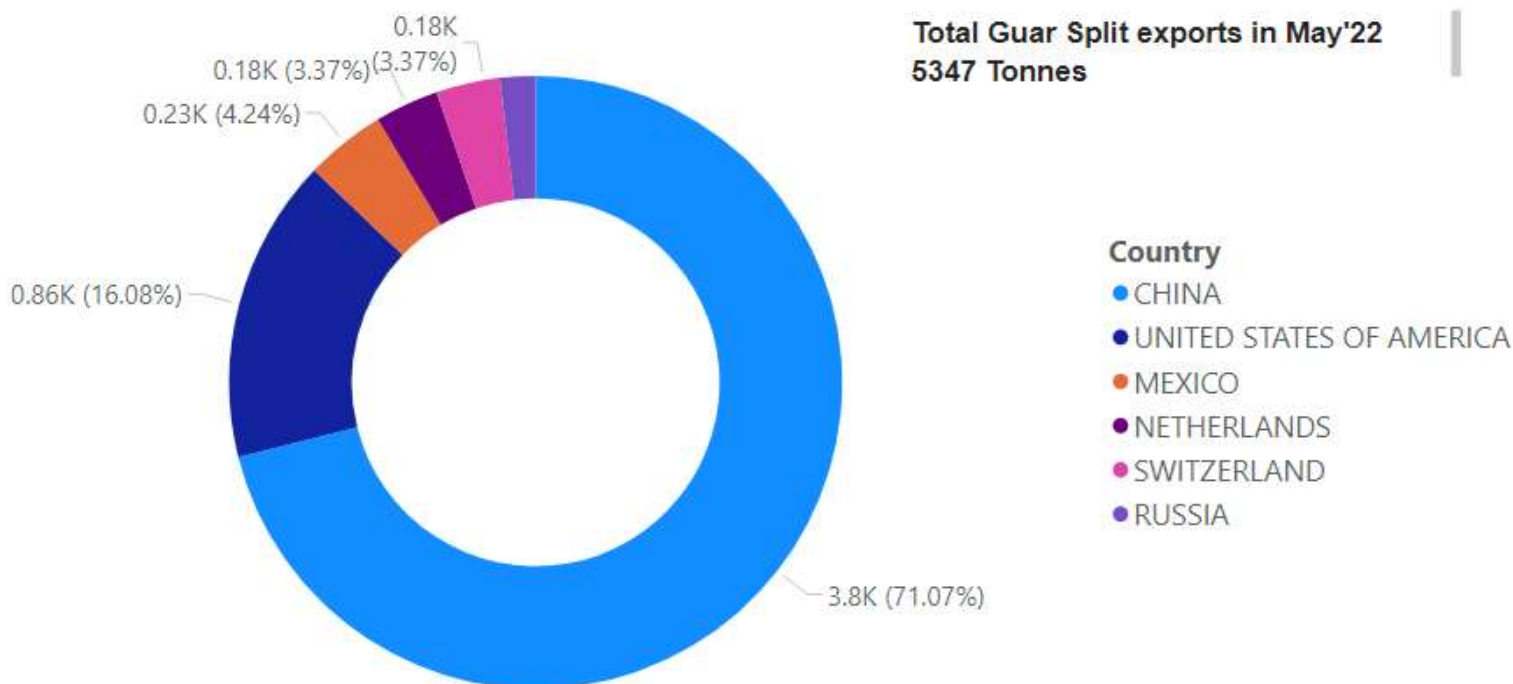
### MONTHLY GUAR GUM POWDER EXPORT



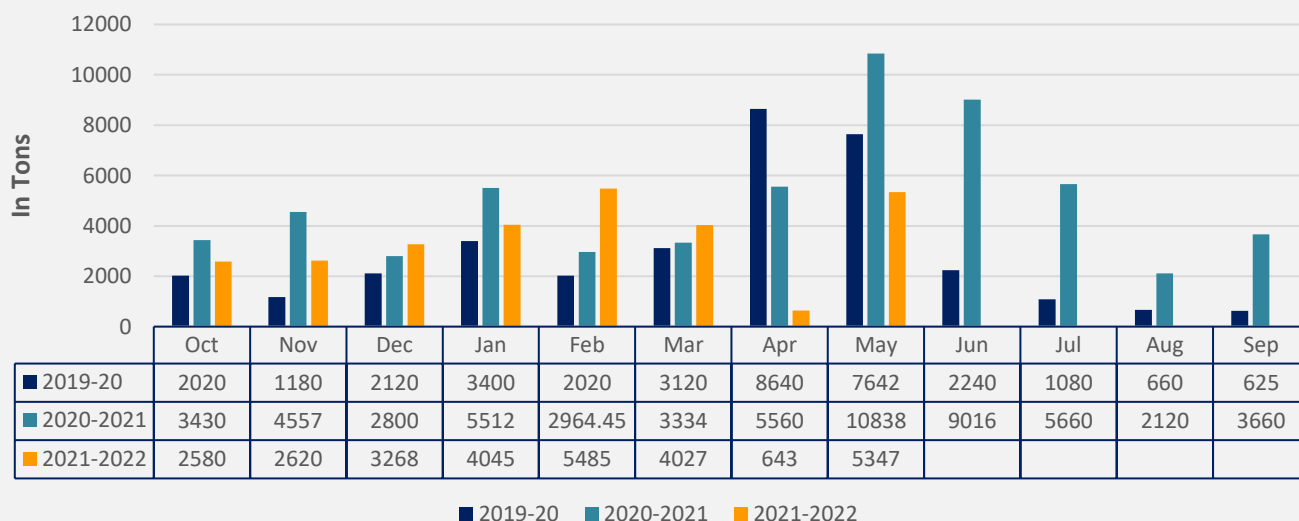
India's guar gum exports increased in the month of May'2022 by 36.42% to 27,748 MT compared to 18,971 MT during previous month. However, the gum shipments were up by 46.27 % in May'2022 compared to the same period last year. Out of the total exported quantity, around 8541 MT (30.78%) bought by US, Russia bought 4,686 MT

(16.89%), China 3,618 MT (13.04%), Germany 3,408 MT (12.28%). Export demand was driven by bullish crude oil prices. We expect Guar export in June'22 at 25,000-28,000 tonnes.

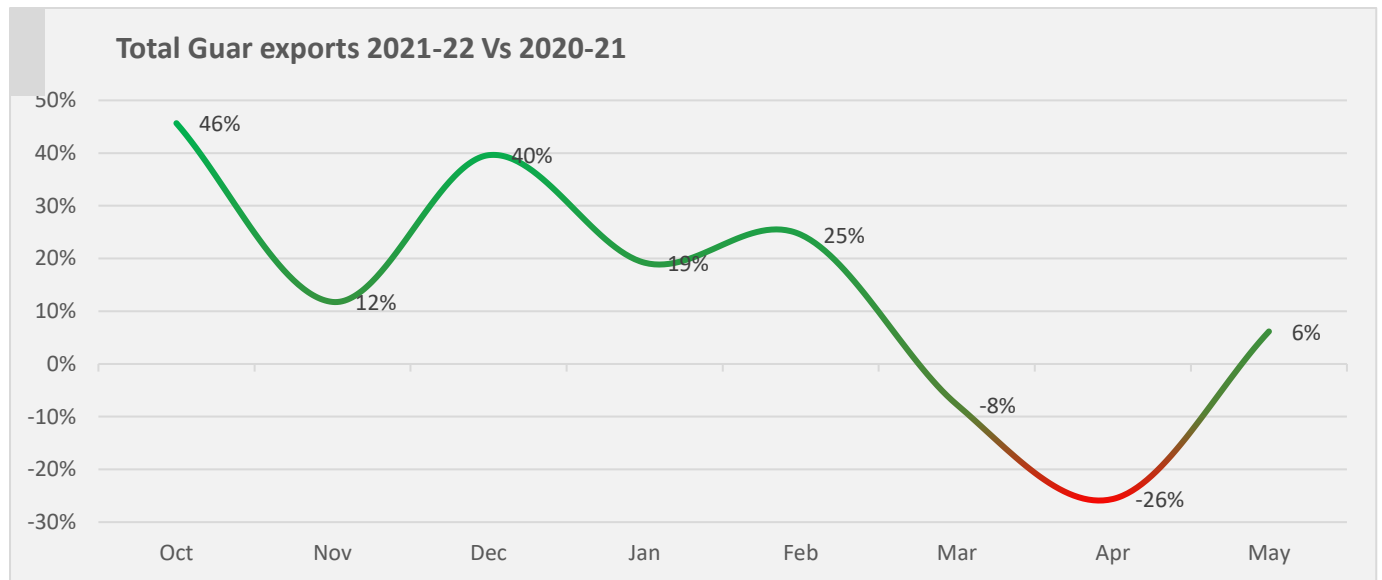
## Guar Split Exports



## MONTHLY GUAR SPLIT EXPORT

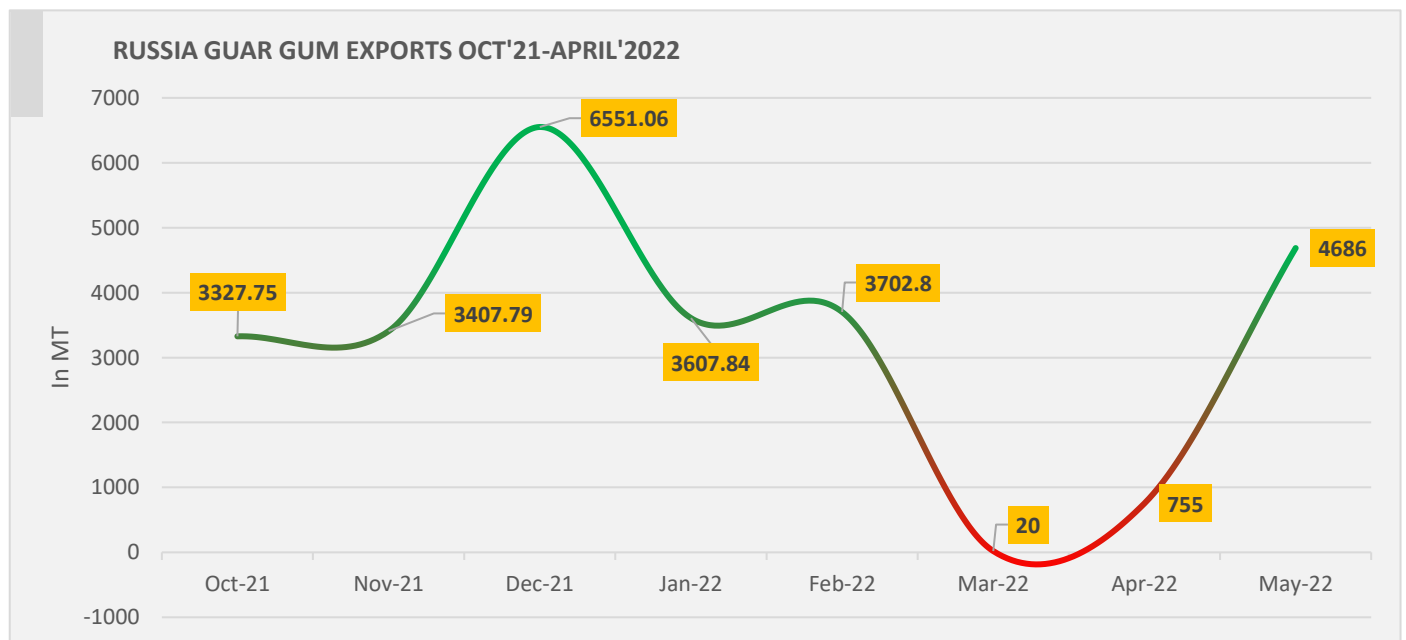


India's Guar split exports increased in the month of May'2022 by 731% to 5,347 MT as compared to 643 MT previous month. However, the guar split shipments down by 50.66% in May'22 compared to the same period last year at 10,838 MT. Out of the total exports, around 3,800 MT (71.07%) bought by China, US 860 MT (16.08%), We expect guar split export in June at 4,000-5,000 tonnes.



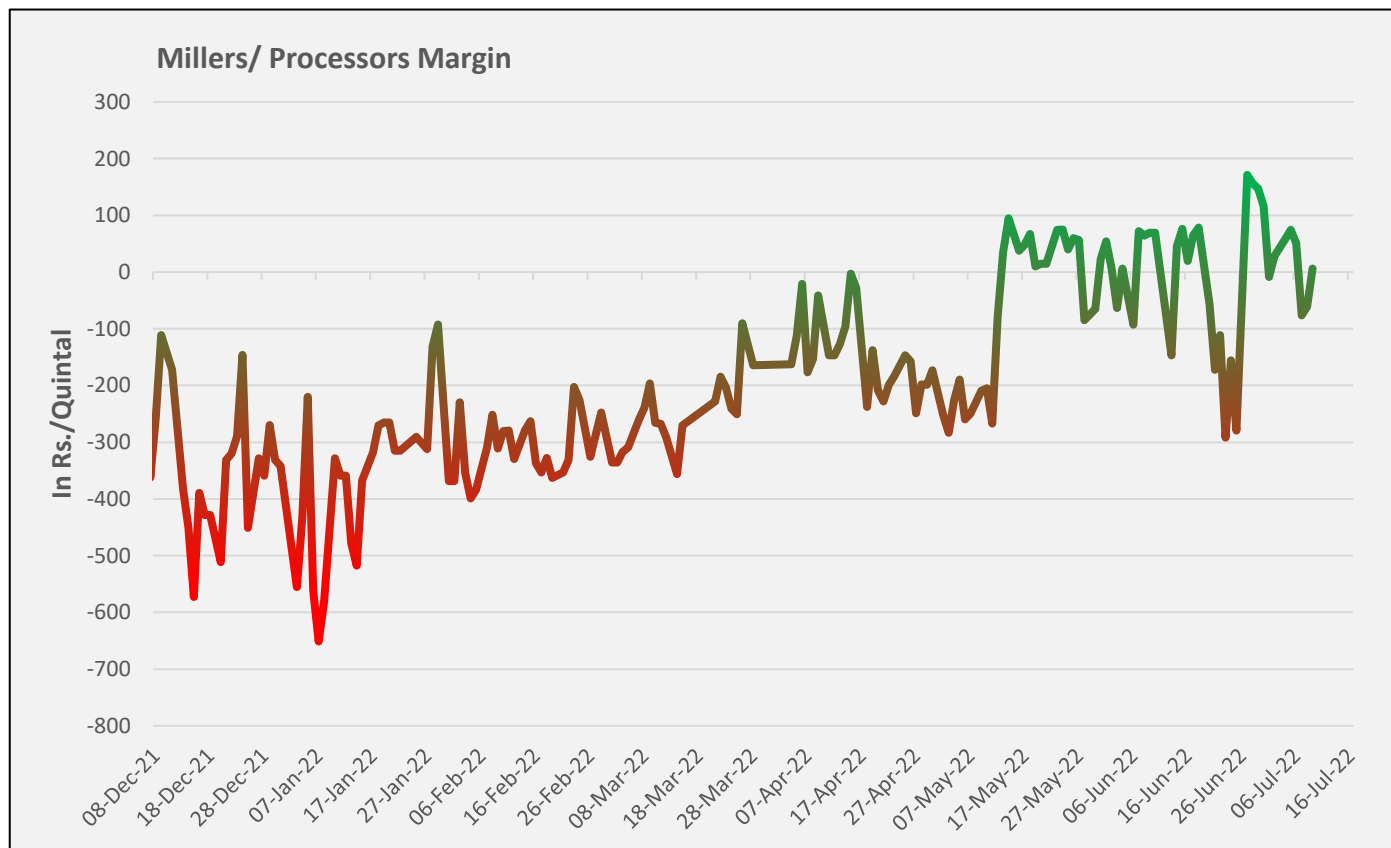
Total guar exports in May'22 recorded up by 6% to 33,095 MT as compared to 31,178 MT previous year same period amid bullish crude oil prices and increase in oil rig count. However, cumulative exports till May'22 still up by 12% to 200284 MT as compared to previous year same period at 179386.

## Russia Guar Gum exports Oct'21-May'22



Russian Guar gum imports went down in Feb-March amid Russia-Ukraine war, however export demand has rebounded in May.

**Millers/Processors Margin-** Average net crush margin remained positive on weakness in Guar seed prices. During the week under review, the average net crush margin of Guar seed remained at INR. 12/qtl as compared to INR. 50/qtl. previous week.





## Technical Analysis (Guar seed)

Commodity: Guar seed  
Contract: August

Exchange: NCDEX  
Expiry: August 20, 2022

### Guar seed (August, Daily Chart)



Blue histogram Indicates WTI crude oil daily price movement.

### Technical Commentary:

- As seen in above chart market is making lower lows and moving in a down trend channel, lower channel can be characterized as support and upper channel can be characterized as support.
- During the day, Guar seed went down by 1.16% and closed at 5185 , during the week Guar seed made low of 5094 and a high of 5298.
- MACD cross over and DIF indicating weak momentum.
- RSI is in oversold zone, indicating weak buying strength

Weekly Supports & Resistances			S1	S2	PCP	R1	R2
Guar seed	NCDEX	August	5000	4800	5185	5500	5600
			Call	Entry	T1	T2	SL
Guar seed	NCDEX	August	<b>Sell</b>	5200	5100	5000	5250

## Technical Analysis (Guar gum)



**Commodity: Guar gum**  
**Contract: August**

**Exchange: NCDEX**  
**Expiry: August 20, 2022**

## Guar gum (August, Daily Chart)



Voilet histogram Indicates WTI crude oil daily price movement.

### Technical Commentary:

- As seen in above chart market is currently in down trend and making lower lows and moving in a channel.
- During the week Guar gum remained sideways and went marginally down by 0.01%, market made low at 9590, high at 9,998 and closed at 9770.
- Currently trading below 9,18, 50 and 100 DMA, indicating weak sentiments.
- MACD cross over and DIF indicating a weak momentum.
- RSI is in oversold zone indicating weak buying strength.

Weekly Supports & Resistances			S1	S2	PCP	R1	R2
Guar gum	NCDEX	August	9400	9500	9770	10000	10200
Weekly Trade Call			Call	Entry	T1	T2	SL
Guar gum	NCDEX	August	<b>Sell</b>	9800	9600	9500	9900

Guar by – Products Weekly Average Prices:				
Commodity	Centre	02nd July to 08th July 2022	25th June to 1st July 2022	Change
Churi	Jodhpur	2250	2383	-133
Korma	Jodhpur	3234	3363	-128
Prices in Rs/75 kg				

Guar Seed Weekly Average Prices:					
Commodity	District	Centre	Weekly Prices (Average ) (Rs/Qtl)		Change
Guar Seed			02nd July to 08th July 2022	25th June to 1st July 2022	
Rajasthan	Jodhpur	Jodhpur (Loose)	5013	5050	-37
		Jodhpur(Delivery)	5264	5303	-39
	Sri-Ganganagar	Sri-Ganganagar(Loose)	-	5550	-
		Sri-Ganganagar (Delivery)	-	5700	-
		Rawla (Loose)	-	-	-
		Gharsana (Loose)	4934	4874	60
		Raisinghnagar (Loose)	4831	4909	-78
	Bikaner	Bikaner (Loose)	4892	4983	-92
		Bikaner (Delivery)	5136	5233	-96
		Nokha(Loose)	4955	5000	-45
		Nokha (Delivery)	5203	5250	-47
		Khajuwala (Loose)	4817	5080	-263
		Khajuwala (Delivery)	5058	5334	-277
		Lunkaransar (Loose)	4888	5020	-133
	Hanumangarh	Hanumangarh (Loose)	4656	4693	-37
		Hanumangarh (Delivery)	4889	4927	-38
		Nohar (Loose)	5015	-	-
		Pilibanga (Loose)	-	-	-
	Nagaur	Nagaur (Loose)	-	-	-
	Churu	Churu (Delivery)	5200	5167	33
	Alwar	Alwar (Loose)	4800	4733	67
Haryana	Hisar	Adampur (Loose)	4942	4970	-28
		Adampur (Delivery)	5189	5219	-30
	Bhiwani	Bhiwani (Delivery)	-	5142	-
		Siwani (Loose)	5120	5195	-75
	Sirsa	Sirsa (Loose)	4900	4925	-25



		Dhabwali (Loose)	-	5074	-
		Dhabwali (Delivery)	-	5328	-
		Ellanabad (Loose)	4675	4688	-13
	<b>Fatehabad</b>	Fatehabad (Loose)	4820	4950	-130
<b>Gujarat</b>	<b>Banaskantha</b>	Deesa (Loose)	-	-	-
	<b>Patan</b>	Patan (Loose)	5040	5144	-104
	<b>Rajkot</b>	Rajkot (Loose)	4967	5071	-104
	<b>Jamnagar</b>	Dhrol (Loose)	-	4914	-
<b>Madhya Pradesh</b>	<b>Gwalior</b>	Dabra (Loose)	-	-	-
<b>Guar Gum</b>					
<b>Rajasthan</b>	<b>Jodhpur</b>	Jodhpur	9758	9843	-85
	<b>Alwar</b>	Alwar	9840	9783	57
	<b>Hanumangarh</b>	Nohar	9774	-	-
<b>Haryana</b>	<b>Bhiwani</b>	Bhiwani	9630	10067	-437
	<b>Sirsa</b>	Sirsa	9850	9860	-10
		Dhabwali	-	-	-
		Ellanabad	-	-	-
	<b>Fatehabad</b>	Fatehabad	9789	9867	-78

Guar Cumulative Arrivals in Key Centers:					
Commodity	District	Centre	Weekly Arrivals (Quintals)		Change
Guar Seed			02nd July to 08th July 2022	25th June to 1st July 2022	
Rajasthan	Jodhpur	Jodhpur	-	-	-
	Sri-Ganganagar	Sri-Ganganagar	650	400	250
		Rawla	-	56	-
		Gharsana	349	217	132
		Raisinghnagar	280	475	-195
	Bikaner	Bikaner	800	1050	-250
		Nokha	450	450	Unch
		Khajuwala	150	140	10
		Lunkaransar	750	2200	-1450
	Hanumangarh	Hanumangarh	130	170	-40
		Nohar	706	929	-223
		Pilibanga	406	136	270
	Nagaur	Nagaur	-	-	-
	Churu	Churu	-	-	-
	Alwar	Alwar	-	-	-
Haryana	Hisar	Adampur	2800	3950	-1150
	Bhiwani	Bhiwani	-	-	-
		Siwani	725	550	175
	Sirsa	Sirsa	850	1350	-500
		Dhabwali	921	126	795
		Ellanabad	77	137	-60
	Fatehabad	Fatehabad	-	-	-
Gujarat	Banaskantha	Deesa	-	-	-
	Patan	Patan	22	100	-78
	Rajkot	Rajkot	730	846	-116
	Jamnagar	Dhrol	23	81	-58
Madhya Pradesh	Gwalior	Dabra	-	-	-
Total Arrivals/Above Markets			10819	13363	-2544

#### Disclaimer

The information and opinions contained in the document have been compiled from sources believed to be reliable. The company does not warrant its accuracy, completeness and correctness. Use of data and information contained in this report is at your own risk. This document is not, and should not be construed as, an offer to sell or solicitation to buy any commodities. This document may not be reproduced, distributed or published, in whole or in part, by any recipient hereof for any purpose without prior permission from the Company. IASL and its affiliates and/or their officers, directors and employees may have positions in any commodities mentioned in this document (or in any related investment) and may from time to time add to or dispose of any such commodities (or investment). Please see the detailed disclaimer at <http://www.agriwatch.com/disclaimer.php> © 2022 Indian Agribusiness Systems Limited